

17,440 (4)



FLEETCOR Technologies Operating Company, LLC d.b.a. Fuelman
3280 Peachtree Road, Suite 2400
Atlanta, GA 30305
Phone: (800) 877-0800 • Fax: (770) 453-3019
customerservice@fleetcor.com

FILED FOR RECORD
at 1:00 o'clock P M

MAY 10 2022

BECKY LANDRUM
County Clerk, Hunt County, Tex.

ACCOUNT PRICE AGREEMENT - Hunt County

By

Pricing Agreement

This Account Agreement ("Agreement") is subject to all appropriate laws, rules, and regulations of both the United States and is subject to the following pricing conditions. FleetCor reserves the right to change the terms and conditions at any time with prior notice being given to Customer, and Customer having the right to terminate this agreement without penalty within 30 days of such notice.

1. All payments are due in accordance with FleetCor's Terms and Conditions.
2. Monthly billing for all purchases made during the FleetCor month - due 14 days after Invoice Date.

Pricing for Gasoline and Diesel. Subject to Never Below FleetCor's Cost rule defined below, Price for gasoline and diesel fuel purchased by Customer will be equal to the sum of the items listed below:

1. Applicable terminal/rack refiner price (branded or unbranded) as reported by the Oil Price Information Service (OPIS) each Thursday (hereafter "OPIS Newsletter Prices") for each product purchased that calendar week. OPIS is an independent company that tracks and provides refiner terminal rack prices to re-sellers by Rack Market.
Note: Rack Market refers to where petroleum products are sold at the wholesale level from primary storage. Rack refers to loading racks where tanker trucks fill up. Hunt County, Texas retail locations typically pull their product from Caddo Mills, Texas, however the applicable rack for pricing may vary if Customer travels out of the area.
2. Freight rate (Fuel Delivery to Retail Acceptance Sites). Freight rates vary by location based on applicable transportation costs per gallon provided to FleetCor by the card accepting merchant (including any dealer rate adjustments).
3. All applicable taxes (Tax Exempt Billing further clarified herein).
4. FleetCor's cost plus service fee or mark-up (margin) per gallon shall be as follows by fuel product:

Unleaded Gasoline	<u>\$ 0.1300</u>	Premium Gasoline	<u>\$ 0.2300</u>
Mid-Grade Gasoline	<u>\$ 0.1800</u>	Diesel Fuel	<u>\$ 0.1300</u>

Pricing for Alternative Fuels and DEF Dispensed. Should the County purchase alternative fuels such as High Blends of Ethanol (E85, E15, E30), High Blends of Biodiesel (B5 or higher), Compressed Natural Gas (CNG), Liquefied Natural Gas (LNG or Propane), or Diesel Exhaust Fluid (DEF) Dispensed; these products shall be priced based on the Retail Price, less the discounts listed below:

	<u>Discount</u>		<u>Discount</u>
High Blends of Ethanol (E15 or Higher)	<u>-0.020</u>	DEF Dispensed	<u>-0.020</u>
High Blends of Biodiesel (B5 or Higher)	<u>-0.020</u>	CNG or LNG (Propane)	<u>0.000</u>

Never below FleetCor's Cost. FleetCor reserves the right to never bill Customer for any purchase at an off-site retail/commercial location at a price below FleetCor's cost to settle with the card accepting Merchant and in the event that Customer's OPIS Index based price (including markup and all merchant taxes) calculates to be below FleetCor's cost to settle with the Merchant, FleetCor's cost shall apply.

Customer understands that FleetCor is a service company providing customers with electronic purchase and credit authorization, transaction processing, and management reporting services. Customer will be entitled to all the privileges of a FleetCor customer and may purchase fuel and any other goods or services, as authorized by FleetCor, at participating FleetCor locations throughout the United States.

Customer agrees that if Customer defaults in the timely payment of any invoiced amounts, past due amounts will bear interest/late fees in accordance with FleetCor's Terms and Conditions. Any disputed charges must be identified by Customer within 45-days of original invoice date. After 45-days, all charges are considered valid.

If Customer asks for a copy of any historic information pertaining to its account, Customer agrees to pay FleetCor's then-current retrieval/research fee that is computed on a per-hour basis with a two-hour minimum for any report/data retrieval services.

To ensure effective communication among your Fleet Manager, your Accounts Payable Representative, and FleetCor, Customer will provide the requested contact information. Up-to-date information about your account will be communicated through these channels. If your account becomes past due or exceeds the assigned credit limit, the listed individuals on the account may be notified electronically to avoid a disruption in service. Customer shall contact FleetCor customer service if any of this information changes, such as a new Accounts Payable or Fleet Manager contacts.

Customer agrees to the terms and provisions of this Agreement as set forth herein, and the attached FleetCor Terms and Conditions for Use of Fleet Cards. Customer further agrees that, upon receipt of FleetCor access cards and driver identification numbers (DINs), Customer will verify that the Customer's list of persons designated to acquire fuel on the Customer's account is correct and complete. Moreover, Customer agrees to designate one or more persons that are authorized to make changes and will notify FleetCor in writing of the name(s) of such authorized person(s) and of any and all authorized changes in vehicles or personnel approved to acquire fuel for use by Customer's fleet. Customer also agrees to keep current its information on the designated and authorized personnel who may interact with FleetCor regarding Customer's account.

Effective date of this Pricing Agreement shall be May 23, 2022 through May 22, 2023.

Agreed to and accepted this 10th day of MAY 2022.

HUNT COUNTY, TEXAS
Signature:
Name/Title: <u>Bobby Stovall, County Judge</u>

FLEETCOR TECHNOLOGIES OPERATING COMPANY, LLC D.B.A. FUELMAN
Signature:
Name/Title: <u>Mark Roberts, Director - Bids & Contracts</u>

FleetCor's General Terms & Conditions for Use of Fleet Cards

1.1 Security, Loss, Theft, or Unauthorized Use of Card.

1.1.1 General Security. Each Card can be programmed to only allow Fuel and both Fuel & Maintenance services such as oil changes, vehicle washes, etc. Typically, each Transaction is authorized with the Card number, product code, quantity and driver's Driver ID across the proprietary Fuelman network to ensure that the purchase is authorized and limited to the product and quantity (e.g. gallons of Fuel or dollars of Maintenance) that have been pre-approved. This system also helps prevent unauthorized Driver IDs and stolen Cards from being used to make purchases. The product and quantity controls are subject to each Merchant Location's POS Authorization Limitations described herein.

1.1.2 Fuelman's Liability. In the event an unauthorized Transaction occurs, subject to the limitations and Customer responsibilities explained in this section 1.1 and in the event that the Account has been issued fewer than ten (10) Cards, Fuelman will assume full responsibility for those purchases. If the Account has been issued ten (10) or more Cards, Customer assumes all liability and responsibility for unauthorized Transactions or Account activity.

1.1.3 Customer's Responsibility. It is the responsibility of Customer to ensure proper security controls are kept in place to protect the Cards and Driver IDs and that only authorized employees or agents of Customer use them to make purchases. It is also the Customer's responsibility to lock any inactive, misplaced, or stolen Cards and Driver IDs immediately. Fuelman is not responsible for fraudulent Transactions made on unlocked Cards with valid Driver IDs. Customer should use the online account application to lock Cards and Driver IDs instantly. Alternatively, the Customer can contact Fuelman Customer Service during regular business hours via fax or email with the requested change, in which case Fuelman will make the requested changes within 24 hours and assume responsibility for any unauthorized purchases at that point. All Transactions in which a valid/unlocked Card number was used in conjunction with a valid/active Driver ID will be considered to be authorized Transactions in which Customer is fully responsible for payment. It is also the Customer's responsibility to review the standard fleet management reports and optional eMail exception alerts to identify potential purchasing discrepancies. Customer should instruct its Cardholders to keep any record of their Driver ID separate from the vehicle's Card.

1.1.4 Lost or Stolen Cards. Customer shall report all lost or stolen Cards to Fuelman immediately via phone call or email to Fuelman's Customer Service department identifying the Card number and such other details concerning the loss or theft of the Cards as are known by Customer. Customer shall be liable for all Transactions made by lost or stolen Cards until midnight of the day that Fuelman receives Customer's notice of such lost or stolen Cards. Customer and Guarantor(s) agree to and acknowledge full liability for any losses resulting from any failure to report the loss or theft of Card(s) in accordance with the terms hereof.

1.1.5 Terminated Drivers. It is the Customer's responsibility to lock a terminated driver's Driver ID as explained herein.

1.1.6 Merchant Limitations. The personnel (if any) at a Merchant Location are not the agents or employees of Fuelman and Fuelman shall not be responsible for the products or services rendered by any of the Merchants or any other liability or damage which arises from the action or negligence of the personnel of any of the Merchants, their agents or their employees.

1.1.7 POS Authorization Limitations. Authorization controls are provided as a convenience to the Customer and are

not guaranteed to prevent unauthorized purchases. Specifically, depending on the particular point-of-sale (POS) equipment and Fuel dispenser controls being used by a particular Merchant Location, the product type and spending limit may not be enforceable prior to completing the Transaction. In these situations, the Transaction will still be considered to be authorized, but will be identified as an exception on the Customer's standard fleet management report and reported via email if desired by Customer.

1.1.8 Claims. All claims for defective Fuel or Maintenance must be made to the Merchant operating the Merchant Location where such Fuel or Maintenance was purchased. Any claim for defective Fuel or Maintenance is waived by Client unless made in writing to Merchant, with a copy to Fuelman, within fifteen (15) days from the date of the purchase of the alleged defective Fuel or Maintenance giving rise to the claim.

1.2 Account Administration and Card Issuance.

1.2.1 Credit Limit. Upon receipt of notice of award of Bid/contract and signed credit applications from Customer, Fuelman will establish an aggregate spending limit for all the Cards issued to Customer under the Account(s) (the "Credit Limit") based on Fuelman's evaluation of the Customer's creditworthiness. The initial Credit Limit has already been established (for existing older accounts already using Fuelman). Fuelman reserves the right to increase or decrease this Credit Limit at any time with or without providing notice to Customer. So long as sufficient creditworthiness exists, the intention shall be to have sufficient credit limit to meet the anticipated purchasing projections or purchasing history/activity of the Customer under the billing frequency and terms provided in the Bid or this response to Bid.

1.2.2 Administration of Cards. Customer shall be solely responsible for the use, maintenance, administration, and security of the Cards and Driver IDs within Customer's business, including, but not limited to, distributing Cards to, and collecting Cards from, its employees and agents. Notwithstanding any other provision in this Agreement, Customer is responsible for any loss or misuse of Cards by its employees and agents. See section 1.1 for more information regarding Customer responsibilities.

1.2.3 Cancellation of Cards. If, at any time, for any reason, Customer desires to cancel any particular Card, but not the Account, Customer's Representative must notify Fuelman via the online application or in writing of such cancellation. Customer's liability for purchases made using the canceled Card shall end at midnight of the day that Fuelman receives notice of such Card cancellation. The on-line application allows customer to instantly cancel (lock) cards.

1.2.4 Suspension of Cards. Fuelman, at its sole discretion, may suspend or terminate the use of any Card at any time for any reason, including, but not limited to, inactivity, unusual activity, or suspected loss, theft, fraud, or in compliance with the USA Patriot Act. However, nothing in this Agreement shall obligate Fuelman to monitor the use of any Card, and, as described in this Agreement, Customer is solely responsible for the use of any outstanding Cards.

1.2.5 Suspension of Account. Fuelman, at its sole discretion, may suspend or terminate the use of an Account at any time for any reason, including, but not limited to, inactivity, unusual activity, change in creditworthiness, late payment (excessive days beyond terms), aggregate outstanding balance owing on the Account (outstanding Account balance and unbilled Transactions) over the Credit Limit or in compliance with the USA Patriot Act.

1.3 Payments.

1.3.1 Applying Payments. Fuelman uses a "balance-forward" based accounting system. Therefore, all payments made by Customer to Fuelman will be applied accordingly against the outstanding amount due at the time the payment is received. Subject to applicable law, we will apply and allocate payments and credits among balances owed by Customer (whether for purchases, fees, interest, or otherwise) in any order and manner determined by Fuelman in its sole discretion. Customer agrees that Fuelman has the unconditional right to exercise this discretion in a way that is most favorable or convenient to Fuelman.

1.3.2 Payment Methods/Remittance Advice. By the Due Date specified on FleetCor's Invoice/Statement to Client, Client will submit payment by valid check or other payment method described below equal to the accumulated balance of the Account for the previous Billing Cycle. All remittances should include the complete Bill Group (BG) account number in order to be processed. Checks paying multiple BG account numbers should include a check stub or remittance advice listing all BG account numbers being paid including amount for each. Failure to include the complete BG account number(s) shall delay payment posting which might cause the account to be considered delinquent. Additional payment methods include:

1.3.3 Electronic Payment Option (EFT Pull by FleetCor). To ensure that no late fees or finance charges occur, FleetCor offers the option for client to use Electronic Funds Transfer payment method that will be set to occur on the due date. Client must submit an EFT Authorization form with voided check to establish this payment option. This payment option is Free of Charge.

1.3.4 Web-based Payment Option. FleetCor offers the option for Customer to use an Internet based web payment method. Customer would initiate payments on-line using instructions that will be provided by FleetCor upon request by Customer.

1.3.5 Payment by Phone. By the Due Date, Fuelman will initiate, at Client's request, payment by phone. Fuelman reserves the right to charge a fee of twenty five (\$25) for each payment by phone.

1.3.6 Late Payments. All payments made by Customer to Fuelman that are not received by the Due Date are considered late.

1.3.7 Insufficient Funds. If a check, credit card charge, or EFT/ACH is returned or denied, Fuelman reserves the right to charge Insufficient Funds Fee equaling the lesser of fifty dollars (\$50) or the maximum amount allowable by applicable law for each occurrence.

1.4 Limitation of Liability.

THE PARTIES WILL HAVE NO LIABILITY FOR INDIRECT, SPECIAL, CONSEQUENTIAL, PUNITIVE, OR INCIDENTAL DAMAGES OF ANY KIND, INCLUDING CLAIMS FOR LOSS OF PROFITS, WHETHER RESULTING DIRECTLY OR INDIRECTLY TO CUSTOMER, FLEETCOR, GUARANTOR, OR THIRD PARTIES, AND WHETHER ARISING IN CONTRACT, TORT, OR OTHERWISE, EVEN IF SUCH DAMAGES WERE FORESEEABLE OR RESULT FROM A BREACH OF THIS AGREEMENT. IN THE EVENT A COURT IN A FINAL, NON-APPEALABLE AWARD FINDS FLEETCOR OR CUSTOMER LIABLE FOR ANY DIRECT DAMAGES, FLEETCOR OR CUSTOMER'S LIABILITY IN THE AGGREGATE FOR SUCH DIRECT DAMAGES WILL NOT EXCEED THE AMOUNT PAID OR PAYABLE BY CUSTOMER TO FLEETCOR FOR THE THREE (3) MONTHS PRECEDING THE DATE ON WHICH THE CLAIM AROSE (IN ADDITION TO, IN THE CASE OF LIABILITIES OF THE STATE, ANY OUTSTANDING INVOICES FROM FLEETCOR).

1.5 Force Majeure.

FleetCor shall not be liable for failure to perform when such failure is occasioned or caused by circumstances beyond its control.

17,440 (19)



FILED FOR RECORD
at 1:00 o'clock P M

MAY 10 2022

By BECKY LANDRUM
County Clerk, Hunt County, Tex.

04/28/2022

CHC Consulting

9095 Rio San Diego Dr. Ste 450

San Diego, CA 92108

Boring/HH installation

Project # 5295355

Greetings,

Frontier communications proposes to bore 859' of (2)-1.25" ducts and install (5) New 2'x3' Hand Holes along CR 2532.

Please, see the attached construction package for location and proposed work details.

If you have any questions, please contact me at any time.

Sincerely,

Darrin Albrecht

Manager, FTTH Quality Control

Central Region

Darrin.l.albrecht@ftr.com

281-229-0849

Submitted by:

Shellie Brown

CHC Consulting Permit Coordinator

sbrown@chcconsulting.com

County Approval Section:

Approved: _____

Denied: _____

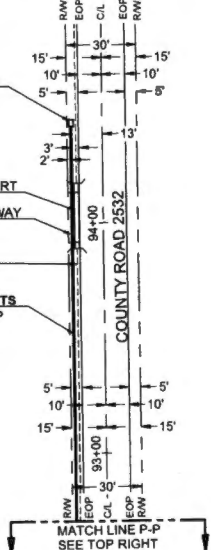
Authorized Signature: _____

Date: _____

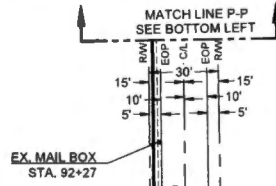
PRIVATE ROAD 2526
 PRIVATE ROAD 2532

PROP. 2'X3' HH #20
 STA. 94+44
 PARCEL: 120401
 APN: 120401

BORE AND PLACE 174' OF 2-1.25" DUCTS
 FROM NEW HH #20 TO MATCH LINE P-P



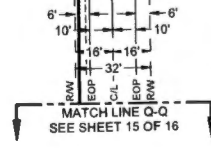
MATCH LINE P-P
 SEE TOP RIGHT




BORE AND PLACE 140' OF 2-1.25" DUCTS
 FROM MATCH LINE P-P TO NEW HH #21

PARCEL: 120407
 APN: 120407

BORE AND PLACE 194' OF 2-1.25" DUCTS
 FROM NEW HH #21 TO MATCH LINE Q-Q



MATCH LINE Q-Q
 SEE SHEET 15 OF 16



Know what's below.
 Call before you dig.

Frontier COMMUNICATIONS

JOB ID: 5295355 DATE: 02/08/2022

TITLE: 1474 CHAPEL RD

STREET ADDRESS: 1474 CHAPEL RD

CITY/STATE: QUINLAN, TX 75474 (HUNT COUNTY)

FTR ENGINEER: CORY RIGGS (310) 210-9882

FTR INSPECTOR: JAMES WEST (372) 578-3224

DRAWN BY: CHC CONSULTING

EST. #: CHC CONSULTING

SHEET#: 14 OF 16

CHC CONSULTING
 10000 W. SAN ANTONIO DR. #100
 SAN ANTONIO, TX 78249

MATCH LINE B-B
SEE SHEET 14 OF 16



BORE AND PLACE 156' OF 2-1.25" DUCTS
FROM MATCH LINE Q-Q TO NEW HH #22

EX. DITCH LINE

EX. CULVERT

EX. DRIVEWAY

PROP. 2'X3' HH #22
STA. 87+75

PARCEL: 120409
APN: 120409

BORE AND PLACE 166' OF 2-1.25" DUCTS
FROM NEW HH #22 TO NEW HH #23

EX. CULVERT

EX. DRIVEWAY

PROP. 2'X3' HH #23
STA. 86+06

PARCEL: 120409
APN: 120409

BORE AND PLACE 29' OF 2-1.25" DUCTS
FROM NEW HH #23 TO NEW HH #24

PROP. 2'X3' HH #24
STA. 86+06

PARCEL: 78185
APN: 78185



Frontier COMMUNICATIONS

JOB ID: 5295355 DATE: 02/08/2022

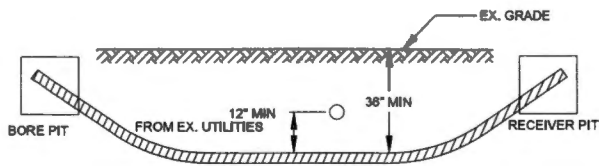
TITLE: 1474 CHAPEL RD
STREET ADDRESS: 1474 CHAPEL RD
CITY/STATE: QUINLAN, TX 75474 (HUNT COUNTY)
FTR ENGINEER: CORY RIGGS (310) 210-9882
FTR INSPECTOR: JAMES WEST (972) 578-3224

DRAWN BY: CHC CONSULTING

EST. #. SHEET#

15 OF 16

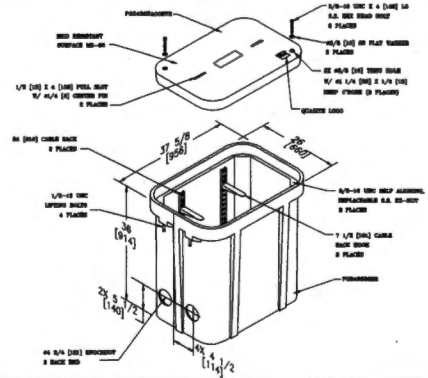
MINIMUM STANDARDS FOR DIRECTIONAL BORING



- PLACE END MARKER WITH UTILITY OWNER'S NAME DESCRIBING CONDUIT
- BORE PIT TO BE BACKFILLED AND COMPACTED IN 12" LIFTS WITH MATERIAL REMOVED
- FLOW OF DITCH MUST BE MAINTAINED AT ALL TIMES
- PROTECT ROOTS AT ALL TREE LOCATIONS, SHIFT BORE TRENCH IF NECESSARY

TYPICAL BORE DETAIL

SCALE: N.T.S. 1



2' X 3' HAND HOLE

SCALE: N.T.S. 2

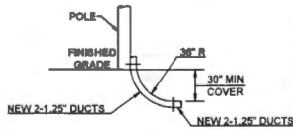
PLAN VIEW

EX. POLE
STA. 55+21
SEE SHEET #11



PL NEW 2-1.25\"/>

ELEVATION



TYPICAL RISER DETAIL

SCALE: N.T.S. 3

Frontier
COMMUNICATIONS

JOB ID: 5295355	DATE: 02/08/2022
TITLE: 1474 CHAPEL RD	
STREET ADDRESS: 1474 CHAPEL RD	
CITY/STATE: QUINLAN, TX 75474 (HUNT COUNTY)	
FTR ENGINEER: CORY RIGGS (319) 210-8892	
FTR INSPECTOR: JAMES WEST (972) 578-3224	
<p>CHC CONSULTING CONSULTING BY CHC CONSULTING, LLC 1000 WEST SHERWOOD DRIVE, SUITE 400 SAN ANGELO, TX 76901</p>	<p>DRAWN BY: CHC CONSULTING</p>
EST. #	SHEET#
	16 OF 16

17,440 (20)



FILED FOR RECORD
at 1:00 o'clock P M

MAY 10 2022

BECKY LANDRUM
County Clerk, Hunt County, Tex.
By

04/28/2022
CHC Consulting
9095 Rio San Diego Dr. Ste 450
San Diego, CA 92108

Boring/HH installation
Project # 5295355

Greetings,

Frontier communications proposes to bore 866' of (2)-1.25" ducts and install (4) New 2'x3' Hand Holes along Chapel Rd.

Please, see the attached construction package for location and proposed work details.

If you have any questions, please contact me at any time.

Sincerely,
Darrin Albrecht
Manager, FTTH Quality Control
Central Region
Darrin.l.albrecht@ftr.com
281-229-0849

Submitted by:

Shellie Brown
CHC Consulting Permit Coordinator
sbrown@chcconsulting.com

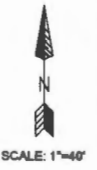

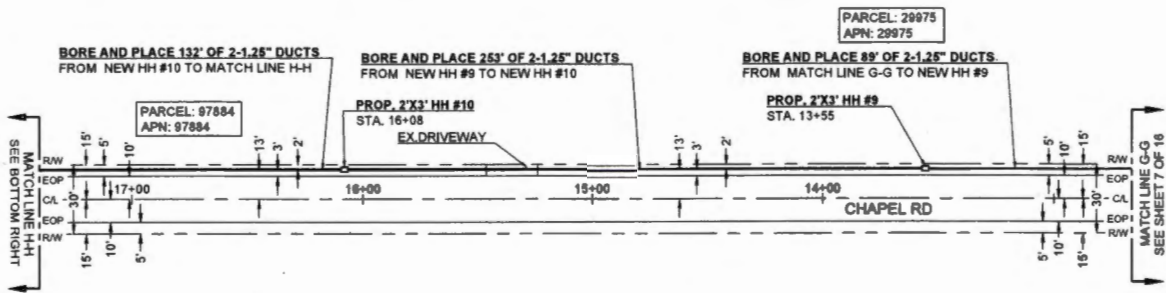
County Approval Section:

Approved: _____

Denied: _____

Authorized Signature: _____

Date: _____



Know what's below.
Call before you dig.

Frontier COMMUNICATIONS

JOB ID: 5295355	DATE: 02/08/2022
TITLE: 1474 CHAPEL RD	
STREET ADDRESS: 1474 CHAPEL RD	
CITY/STATE: QUINLAN, TX 75474 (HUNT COUNTY)	
FTR ENGINEER: CORY RIGGS (310) 210-9882	
FTR INSPECTOR: JAMES WEST (972) 578-3224	
CHC CONSULTING <small>INCORPORATED BY CHC CONSULTING, INC. 08/11/11 8000 W. SANDHOG DR. STE 400 DALLAS, TX 75248</small>	DRAWN BY: CHC CONSULTING EST. #: SHEET #: 8 OF 16

17,440 (21)



FILED FOR RECORD
at 1:00 o'clock P M

MAY 10 2022

BECKY LANDRUM
County Clerk, Hunt County, Tex.
By

04/28/2022
CHC Consulting
9095 Rio San Diego Dr. Ste 450
San Diego, CA 92108

Boring/HH installation
Project # 5295355

Greetings,

Frontier communications proposes to bore 2347' of (2)-1.25" ducts and install (8) New 2'x3' Hand Holes along CR 2276.

Please, see the attached construction package for location and proposed work details.

If you have any questions, please contact me at any time.

Sincerely,
Darrin Albrecht
Manager, FTTH Quality Control
Central Region
Darrin.l.albrecht@ftr.com
281-229-0849

Submitted by:

Shellie Brown
CHC Consulting Permit Coordinator
sbrown@chcconsulting.com

County Approval Section:

Approved: _____

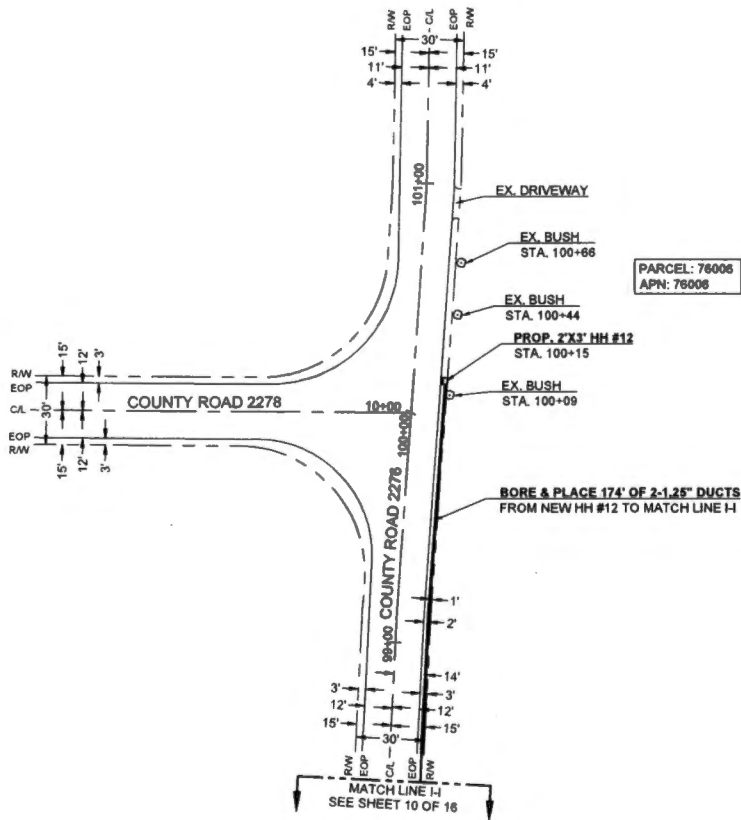
Denied: _____

Authorized Signature: _____

Date: _____



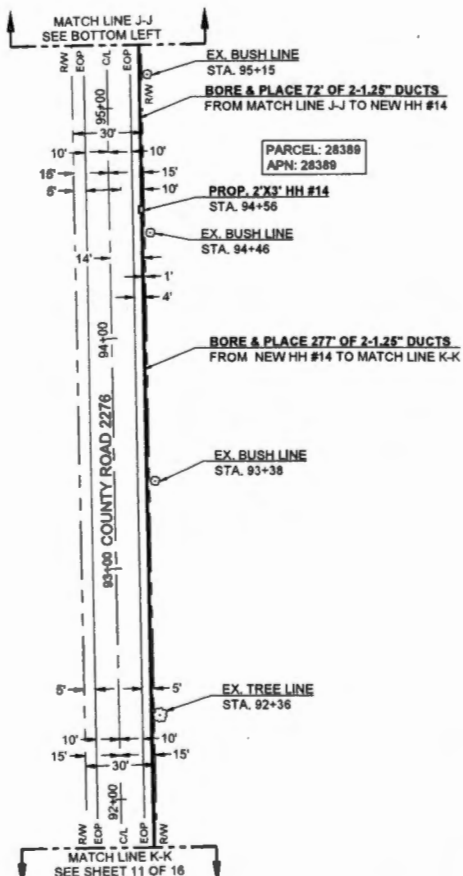
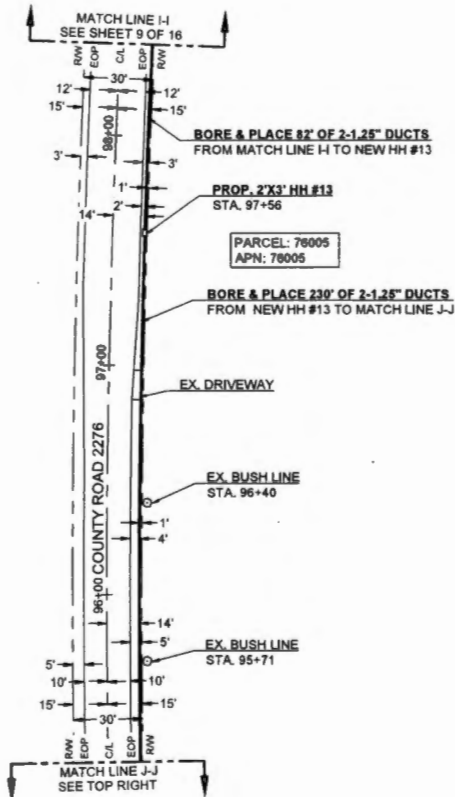
Know what's below.
Call before you dig.



SCALE: 1"=40'

Frontier COMMUNICATIONS

JOB ID: 5295355	DATE: 02/08/2022
TITLE: 1474 CHAPEL RD	
STREET ADDRESS: 1474 CHAPEL RD	
CITY/STATE: QUINLAN, TX 75474 (HUNT COUNTY)	
FTR ENGINEER: CORY RIGGS (310) 210-9882	
FTR INSPECTOR: JAMES WEST (972) 578-3224	
ENGINEERED BY: CHC CONSULTING	DRAWN BY: CHC CONSULTING
EST. #:	SHEET #:
	9 OF 16



Know what's below.
Call before you dig.



SCALE: 1"=40'

Frontier COMMUNICATIONS

JOB ID: 5295355 DATE: 02/08/2022

TITLE: 1474 CHAPEL RD

STREET ADDRESS: 1474 CHAPEL RD

CITY/STATE: QUINLAN, TX 75474 (HUNT COUNTY)

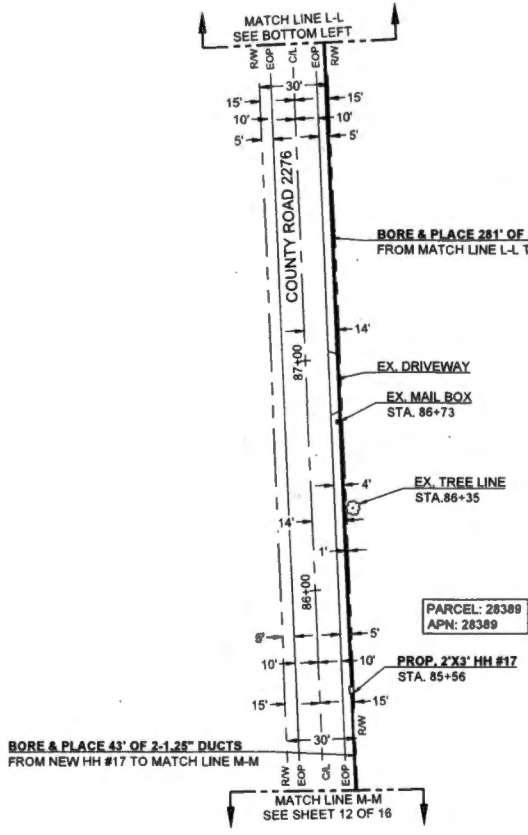
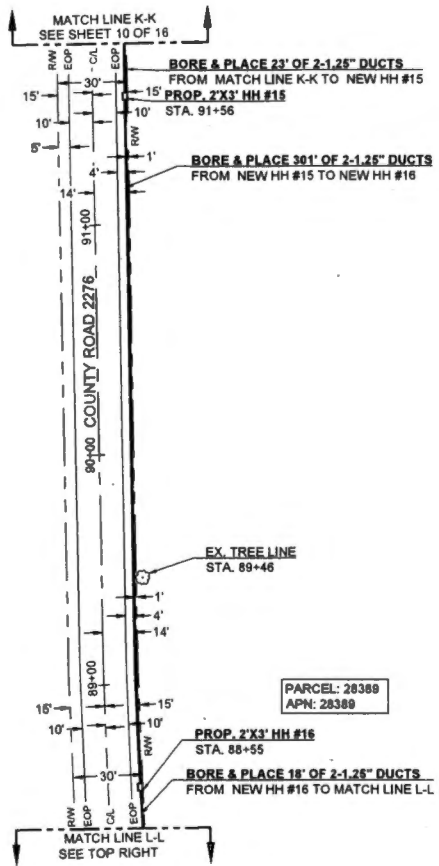
FTR ENGINEER: CORY RIGGS (310) 210-8862

FTR INSPECTOR: JAMES WEST (972) 578-3224

DRAWN BY: CHC CONSULTING

EST. #: SHEET: 4 OF 10

CHC CONSULTING
ENGINEERED BY: CHC CONSULTING, L.L.C.
10000 W. UNIVERSITY DR. STE. 400
DALLAS, TEXAS 75248



Know what's below.
Call before you dig.

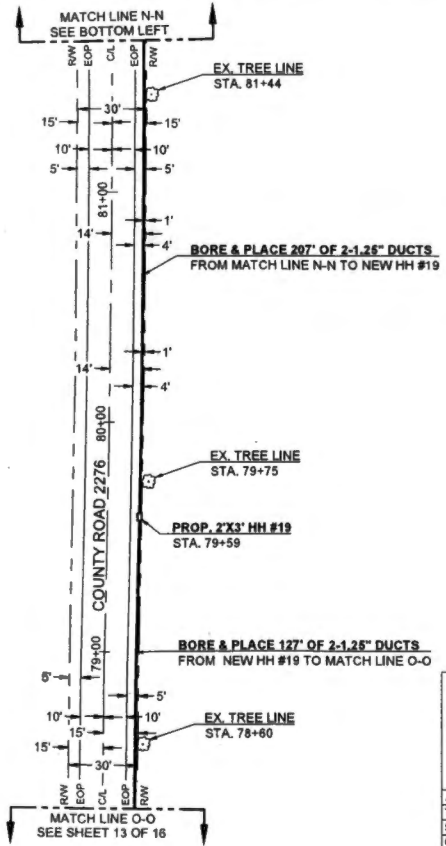
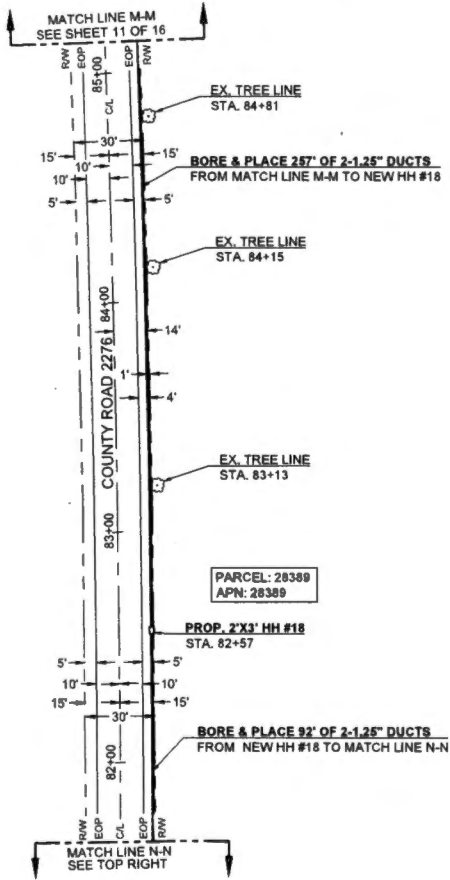


SCALE: 1"=40'

Frontier
COMMUNICATIONS

JOB ID: 5295355	DATE: 02/08/2022
TITLE: 1474 CHAPEL RD	
STREET ADDRESS: 1474 CHAPEL RD	
CITY/STATE: QUINLAN, TX 75474 (HUNT COUNTY)	
PTR ENGINEER: CORY RIGGS (310) 210-9882	
PTR INSPECTOR: JAMES WEST (872) 578-3224	
DRAWN BY: CHC CONSULTING	
EST. #:	SHEET#:
	11 OF 16

CHC CONSULTING
INCORPORATED
CHC CONSULTING, LLC
3800 N. MESA DRIVE, STE 100
SAN DIEGO, CA 92121



Know what's below.
Call before you dig.



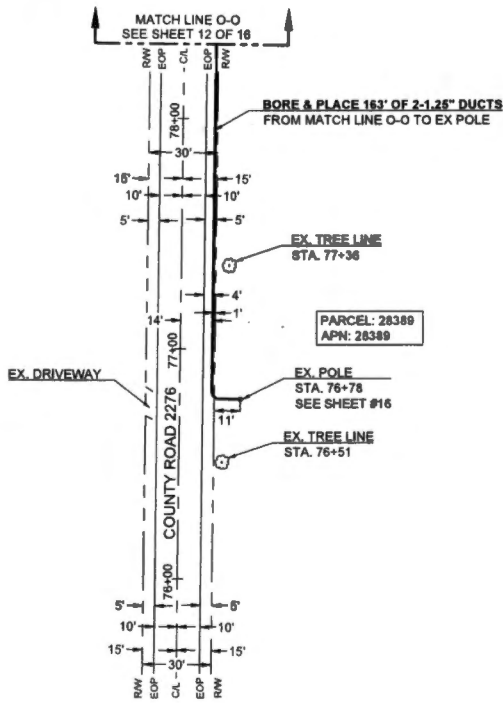
SCALE: 1"=40'

Frontier
COMMUNICATIONS

JOB ID: 5295355	DATE: 02/08/2022
TITLE: 1474 CHAPEL RD	
STREET ADDRESS: 1474 CHAPEL RD	
CITY/STATE: QUINLAN, TX 75474 (HUNT COUNTY)	
FTR ENGINEER: CORY RIGGS (310) 210-8882	
FTR INSPECTOR: JAMES WEST (972) 578-3224	
DRAWN BY: CHC CONSULTING	
EST. #:	SHEET#
	12 OF 16



Know what's below.
Call before you dig.



SCALE: 1"=40'

Frontier

COMMUNICATIONS

JOB ID: 5295355	DATE: 02/08/2022
TITLE: 1474 CHAPEL RD	
STREET ADDRESS: 1474 CHAPEL RD	
CITY/STATE: QUINLAN, TX 75474 (HUNT COUNTY)	
FTR ENGINEER: CORY RIGGS (310) 210-9882	
FTR INSPECTOR: JAMES WEST (972) 578-3224	
DRAWN BY: CHC CONSULTING	
 <small>INCORPORATED BY CHC CONSULTING, LLC 5000 10th Street, Suite 110 San Diego, CA 92108</small>	EST. #:
	SHEET#:
	13 OF 16

17,440 (22)



FILED FOR RECORD
at 1:00 o'clock P M

MAY 10 2022

BECKY LANDRUM
County Clerk, Hunt County, Tex.

By

04/12/2022
CHC Consulting
9095 Rio San Diego Dr. Ste 450
San Diego, CA 92108

**FDH/HH Placement/Boring
Project # 5295538**

Greetings,

Frontier communications proposes to do the following: Bore and place 34' of 1-1.25" duct. Install 17"x30" HH #34. Bore and place 278' of 1-1.25" duct. Install 17"x30" HH #35. Bore and place 60' of 1-1.25" duct. Install 17"x30" HH #36. Bore and place 256' of 1-1.25" duct. Install 17"x30" HH #37. Bore and place 74' of 1-1.25" duct. Install 11"x11"x16" Drop Box #20. Bore and place 115' of 1-1.25" duct. This request is for road crossings on Arsh Ln and Red Bud Trail.

Please, see the attached construction package for location and proposed work details.
If you have any questions, please contact me at any time.

Sincerely,
Darrin Albrecht
Manager, FTTH Quality Control
Central Region
Darrin.l.albrecht@ftr.com
281-229-0849

Submitted by:
Shellie Brown, CHC Consulting Permit Coordinator
sbrown@chcconsulting.com

County Approval Section:

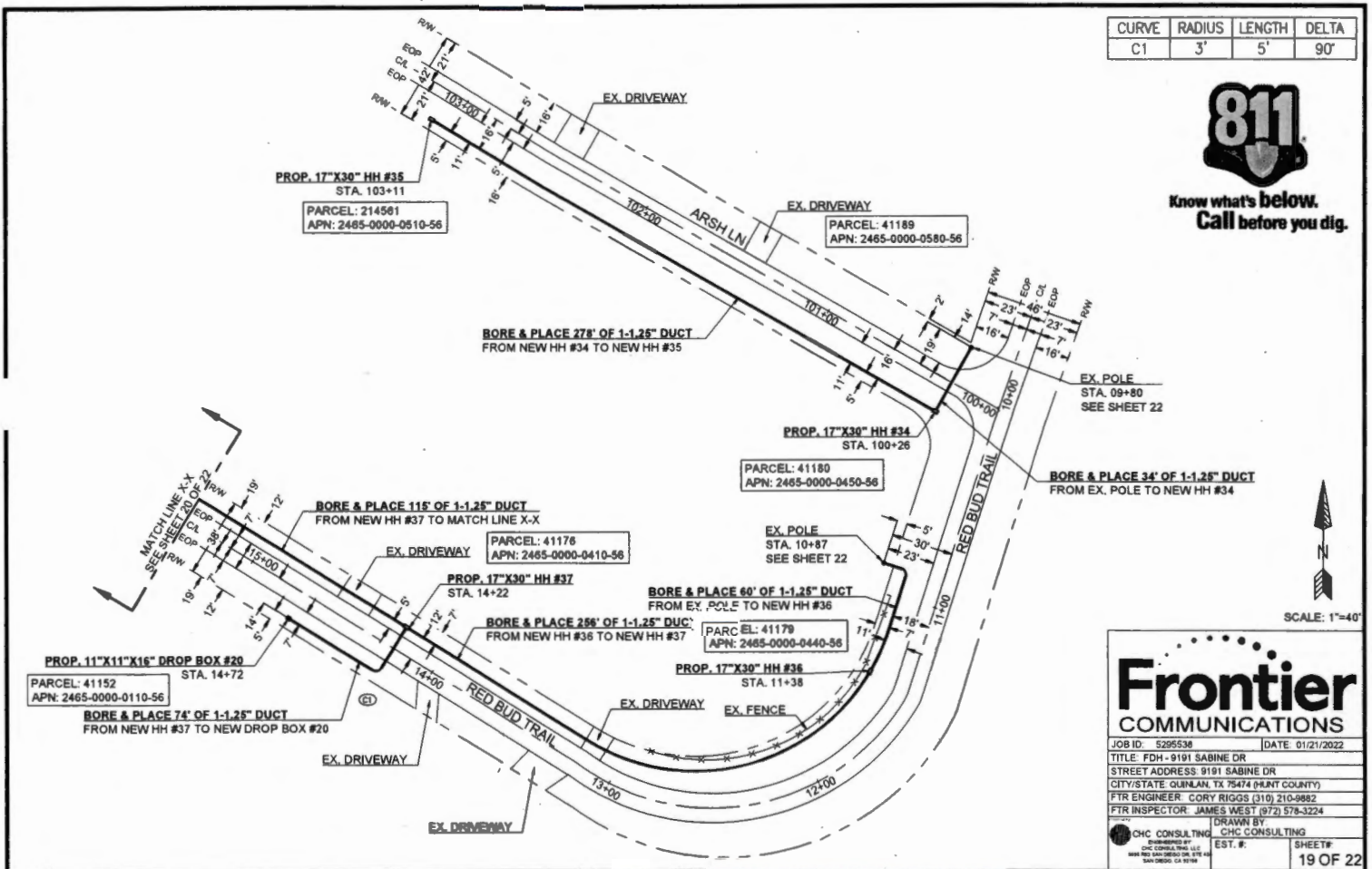
Approved: _____ Denied: _____

Authorized Signature: _____ Date: _____

CURVE	RADIUS	LENGTH	DELTA
C1	3'	5'	90'



Know what's below.
Call before you dig.



SCALE: 1"=40'



Frontier COMMUNICATIONS

JOB ID: 529538 DATE: 01/21/2022

TITLE: FDH-9191 SABINE DR

STREET ADDRESS: 9191 SABINE DR

CITY/STATE: QUINLAN, TX 75474 (HUNT COUNTY)

FTR ENGINEER: CORY RIGGS (310) 210-9882

FTR INSPECTOR: JAMES WEST (972) 578-3224

DRAWN BY: CHC CONSULTING

EST. #: CHC CONSULTING

SHEET#: 19 OF 22

17,440 (23)



FILED FOR RECORD
at 1:00 o'clock P M

MAY 10 2022

BECKY LANDRUM
County Clerk, Hunt County, Tex.
By

04/12/2022
CHC Consulting
9095 Rio San Diego Dr. Ste 450
San Diego, CA 92108

**FDH/HH Placement/Boring
Project # 5295538**

Greetings,

Frontier communications proposes to do the following: Bore and place 58' of 1-1.25" duct. Install 17"x30" HH #38. Bore and place 194' of 1-1.25" duct. Install 17"x30" HH #39. Bore and place 26' of 1-1.25" duct. Install 11"x11"x16" Drop Box #21. Bore and place 140' of 1-1.25" duct. Install 11"x11"x16" Drop Box #22. This request is for road crossings on Red Bud Trail.

Please, see the attached construction package for location and proposed work details.

If you have any questions, please contact me at any time.

Sincerely,
Darrin Albrecht
Manager, FTTH Quality Control
Central Region
Darrin.l.albrecht@ftr.com
281-229-0849

Submitted by:
Shellie Brown, CHC Consulting Permit Coordinator
sbrown@chcconsulting.com

County Approval Section:

Approved: _____

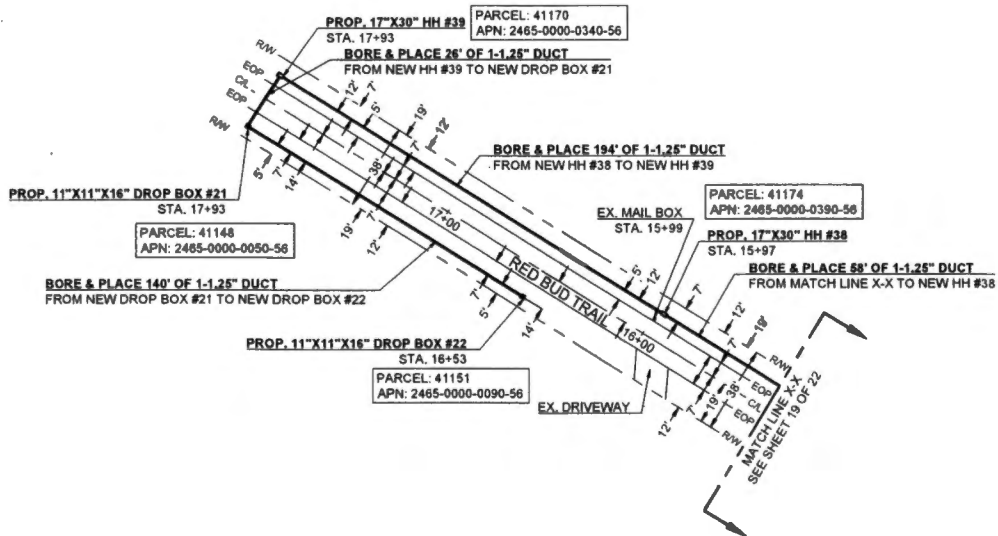
Denied: _____

Authorized Signature: _____

Date: _____



Know what's below.
Call before you dig.



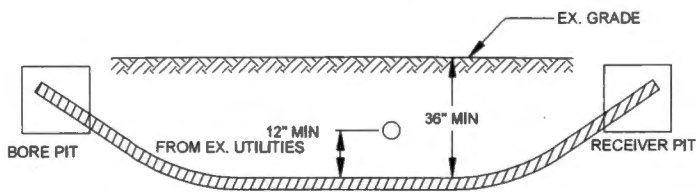
SCALE: 1"=40'

Frontier COMMUNICATIONS

JOB ID: 5295538	DATE: 01/21/2022
TITLE: FDH - 9191 SABINE DR	
STREET ADDRESS: 9191 SABINE DR	
CITY/STATE: QUINLAN, TX 75474 (HUNT COUNTY)	
FTR ENGINEER: CORY RIGGS (310) 210-9882	
FTR INSPECTOR: JAMES WEST (972) 578-3224	
DRAWN BY: CHC CONSULTING	
EST. #:	SHEET #:
	20 OF 22

CHC CONSULTING
ENGINEERED BY
CHC CONSULTING, LLC
9901 RED LANE ROAD, SUITE 100
SAN DIEGO, CA 92123

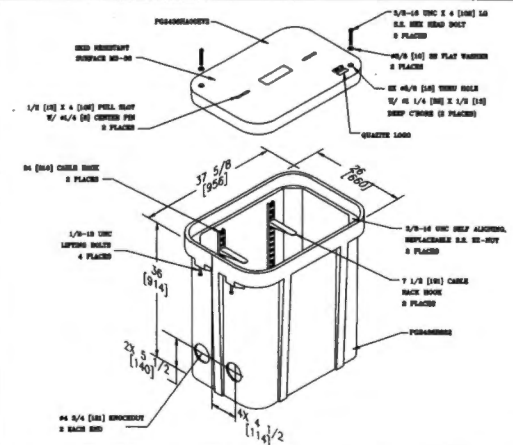
MINIMUM STANDARDS FOR DIRECTIONAL BORING



- PLACE END MARKER WITH UTILITY OWNER'S NAME DESCRIBING CONDUIT
- BORE PIT TO BE BACKFILLED AND COMPACTED IN 12" LIFTS WITH MATERIAL REMOVED
- FLOW OF DITCH MUST BE MAINTAINED AT ALL TIMES
- PROTECT ROOTS AT ALL TREE LOCATIONS, SHIFT BORE TRENCH IF NECESSARY

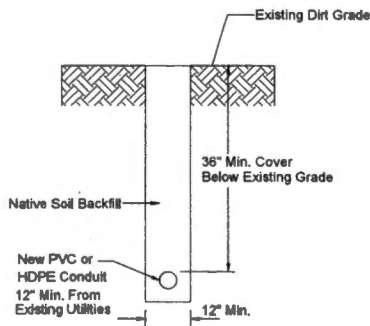
TYPICAL BORE DETAIL

SCALE 1
N.T.S.



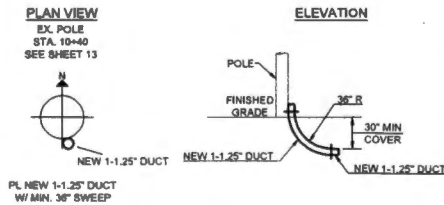
2' X 3' HAND HOLE

SCALE 2
N.T.S.



TYPICAL DIRT TRENCH DETAIL

SCALE 3
N.T.S.



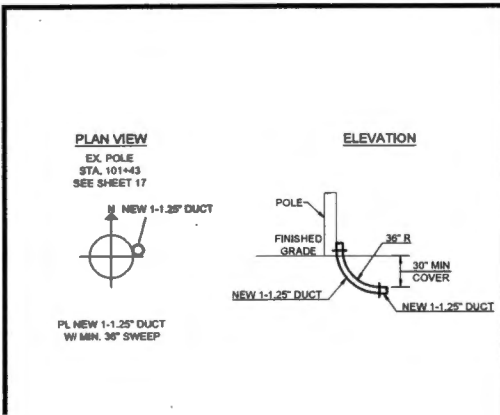
TYPICAL RISER DETAIL

SCALE 4
N.T.S.

Frontier COMMUNICATIONS

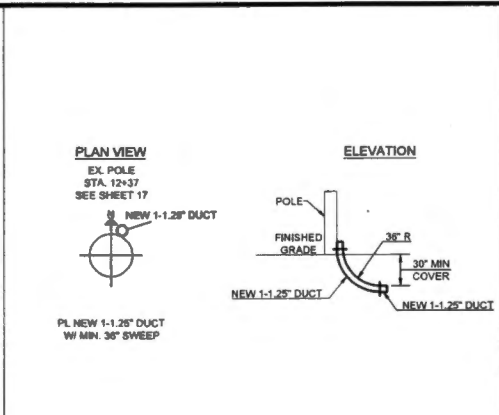
JOB ID: 5295536 DATE: 01/21/2022
 TITLE: FDH - 9191 SABINE DR
 STREET ADDRESS: 9191 SABINE DR
 CITY/STATE: QUINLAN, TX 75474 (DALLAS COUNTY)
 FTR ENGINEER: CORY RIGGS (310) 210-9882
 FTR INSPECTOR: JAMES WEST (972) 578-3224

DRAWN BY: CHC CONSULTING
 EST. #: CHC CONSULTING
 SHEET#: 21 OF 22



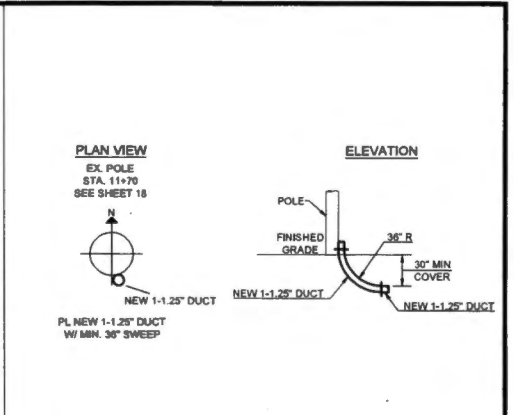
TYPICAL RISER DETAIL

SCALE
N.T.S. 5



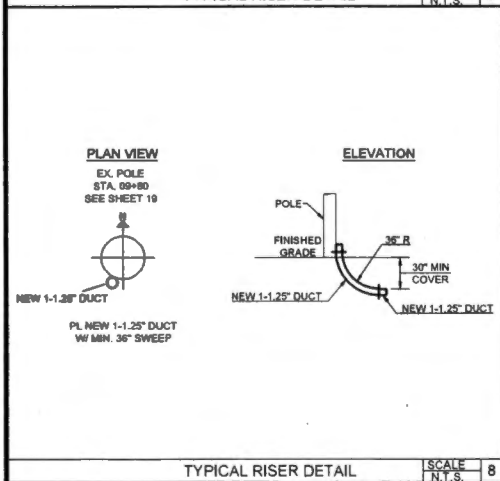
TYPICAL RISER DETAIL

SCALE
N.T.S. 6



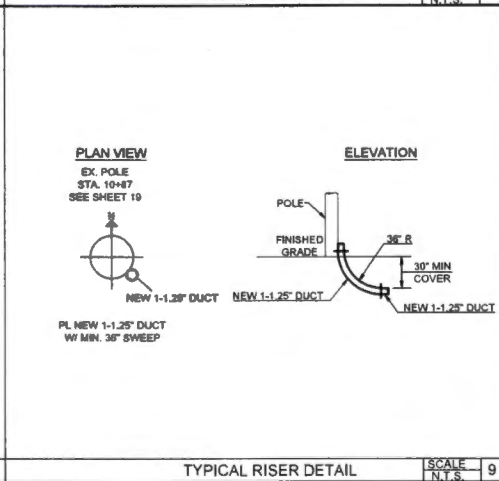
TYPICAL RISER DETAIL

SCALE
N.T.S. 7



TYPICAL RISER DETAIL

SCALE
N.T.S. 8



TYPICAL RISER DETAIL

SCALE
N.T.S. 9

Frontier COMMUNICATIONS

JOB ID: 5295536 | DATE: 01/21/2022

TITLE: FDH - 9191 SABINE DR
STREET ADDRESS: 9191 SABINE DR
CITY/STATE: QUINLAN, TX 75474 (HUNT COUNTY)
FTR ENGINEER: CORY RIGGS (310) 210-9882
FTR INSPECTOR: JAMES WEST (972) 578-3224

DRAWN BY: CHC CONSULTING
EST. # | SHEET #

CHC CONSULTING
ENGINEERED BY:
CHC CONSULTING
WWW.FTR.COM | 14700 W. 147TH ST. #147
DALLAS, TX 75248

22 OF 22

17,440 (24)



FILED FOR RECORD
at 1:50 o'clock P M

MAY 10 2022

BECKY LANDRUM
County Clerk, Hunt County, Tex.
By

04/12/2022
CHC Consulting
9095 Rio San Diego Dr. Ste 450
San Diego, CA 92108

**FDH/HH Placement/Boring
Project # 5295538**

Greetings,

Frontier communications proposes to do the following: Bore and place 135' of 1-1.25" duct. Install 17"x30" HH #31. Bore and place 202' of 1-1.25" duct. Install 17"x30" HH #32. This request is for road crossings on Live Oak St and Red Bud Trail.

Please, see the attached construction package for location and proposed work details.

If you have any questions, please contact me at any time.

Sincerely,
Darrin Albrecht
Manager, FTTH Quality Control
Central Region
Darrin.l.albrecht@ftr.com
281-229-0849

Submitted by:
Shellie Brown, CHC Consulting Permit Coordinator
sbrown@chcconsulting.com

County Approval Section:

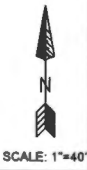
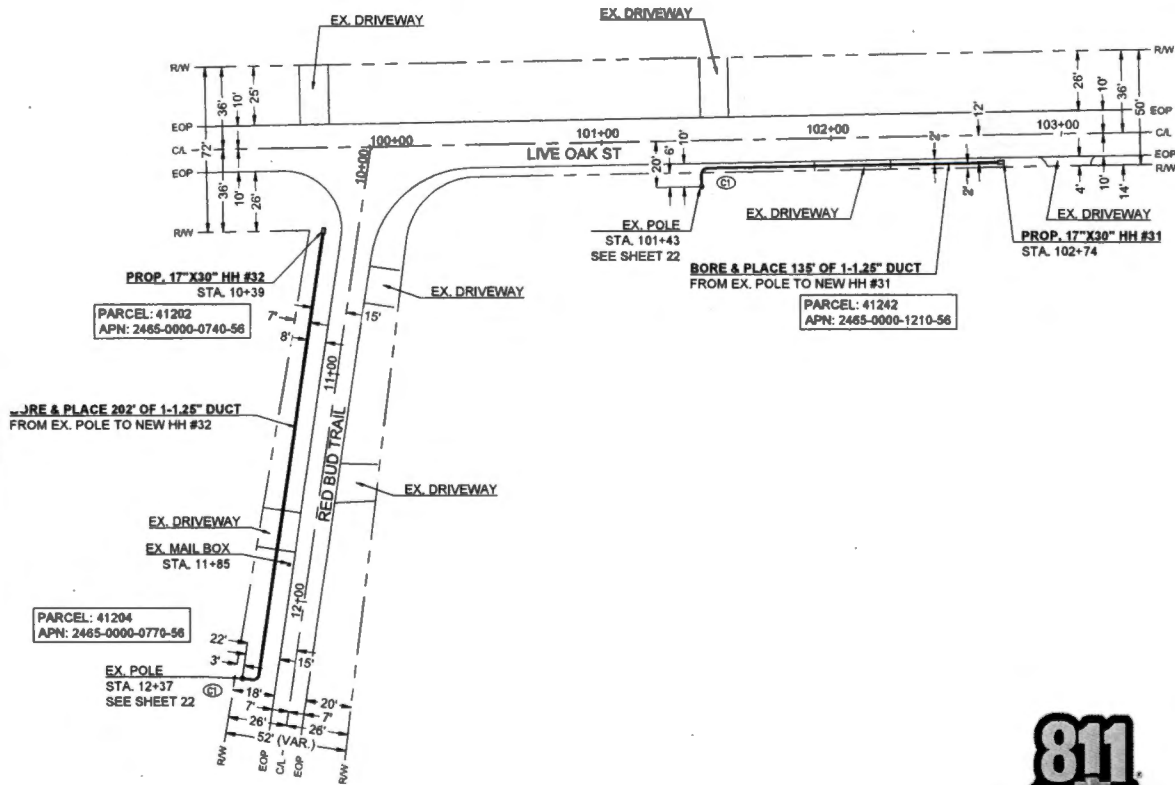
Approved: _____

Denied: _____

Authorized Signature: _____

Date: _____

CURVE	RADIUS	LENGTH	DELTA
C1	3'	5'	90°



Frontier COMMUNICATIONS

JOB ID: 5295538 DATE: 01/21/2022

TITLE: FDH - 9191 SABINE DR

STREET ADDRESS: 9191 SABINE DR

CITY/STATE: QUINLAN, TX 75474 (HUNT COUNTY)

FTR ENGINEER: CORY RIGGS (310) 210-9882

FTR INSPECTOR: JAMES WEST (972) 578-3224

DRAWN BY: CHC CONSULTING

EST. # SHEET#

17 OF 22

17,440 (25)



FILED FOR RECORD
at 1:00 o'clock P M

MAY 10 2022

BECKY LANDRUM
County Clerk, Hunt County, Tex.
By

04/12/2022
CHC Consulting
9095 Rio San Diego Dr. Ste 450
San Diego, CA 92108

**FDH/HH Placement/Boring
Project # 5295538**

Greetings,

Frontier communications proposes to do the following: Bore and place 265' of 1-1.25" duct. Install 17"x30" HH #30. Bore and place 181' of 1-1.25" duct. Install 11"x11"x16" Drop Box #18. Bore and place 36' of 1-1.25" duct. Install 11"x11"x16" Drop Box #19. This request is for road crossings on Sabine Dr.

Please, see the attached construction package for location and proposed work details.

If you have any questions, please contact me at any time.

Sincerely,
Darrin Albrecht
Manager, FTTH Quality Control
Central Region
Darrin.I.albrecht@ftr.com
281-229-0849

Submitted by:
Shellie Brown, CHC Consulting Permit Coordinator
sbrown@chcconsulting.com

County Approval Section:

Approved: _____

Denied: _____

Authorized Signature: _____

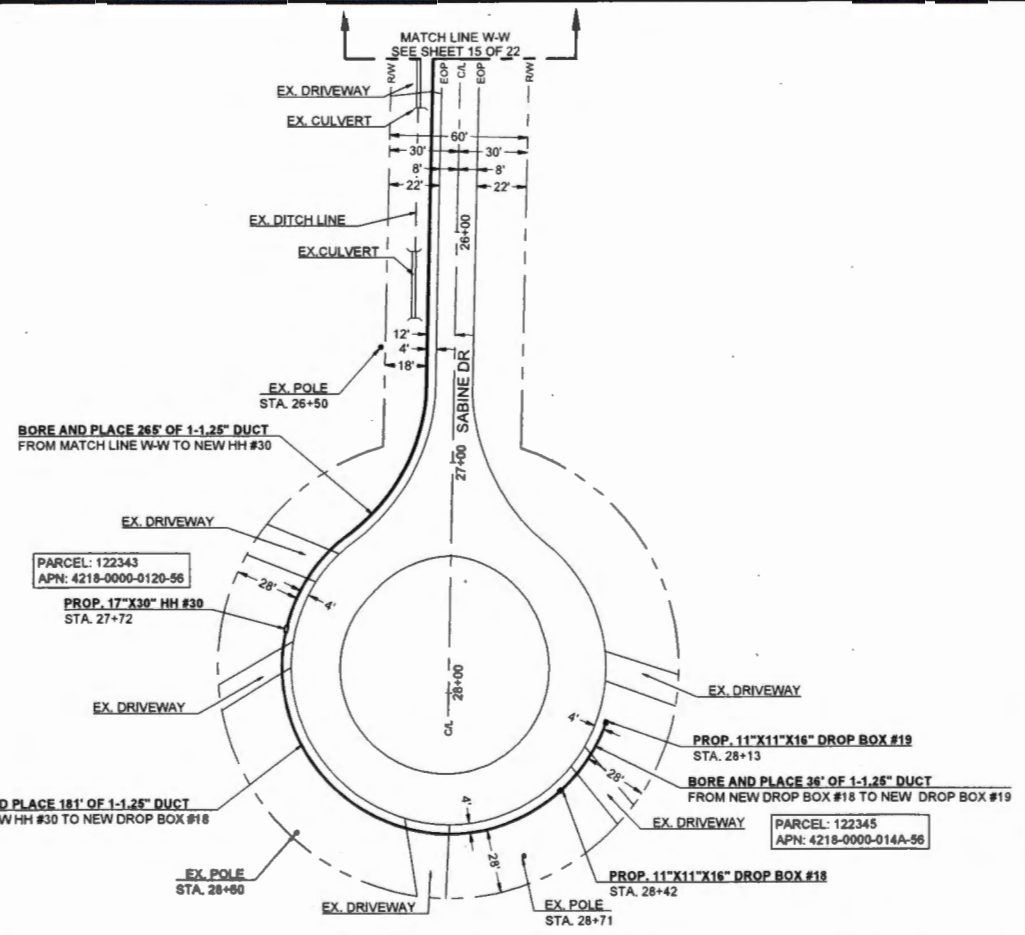
Date: _____



Know what's below.
Call before you dig.



SCALE: 1"=40'



Frontier COMMUNICATIONS

JOB ID: 5295538 DATE: 01/21/2022

TITLE: FDH - 9191 SABINE DR

STREET ADDRESS: 9191 SABINE DR

CITY/STATE: QUINLAN, TX 75474 (HUNT COUNTY)

FTR ENGINEER: CORY RIGGS (310) 211-9882

FTR INSPECTOR: JAMES WEST (972) 578-3224

DRAWN BY: CHC CONSULTING

CHC CONSULTING EST. #:

16 OF 22

17,440 (26)



FILED FOR RECORD
at 1:00 o'clock P M
MAY 10 2022

BECKY LANDRUM
County Clerk, Hunt County, Tex.
By

04/12/2022
CHC Consulting
9095 Rio San Diego Dr. Ste 450
San Diego, CA 92108

**FDH/HH Placement/Boring
Project # 5295538**

Greetings,

Frontier communications proposes to do the following: Bore and place 39' of 1-1.25" duct. Install 17"x30" HH #28. Bore and place 272' of 1-1.25" duct. Install 17"x30" HH #29. Bore and place 27' of 1-1.25" duct. Install 11"x11"x16" Drop Box #16. Bore and place 49' of 1-1.25" duct. Install 11"x11"x16" Drop Box #17. Bore and place 38' of 1-1.25" duct. This request is for road crossings on Sabine Dr.

Please, see the attached construction package for location and proposed work details.

If you have any questions, please contact me at any time.

Sincerely,
Darrin Albrecht
Manager, FTTH Quality Control
Central Region
Darrin.l.albrecht@ftr.com
281-229-0849

Submitted by:
Shellie Brown, CHC Consulting Permit Coordinator
sbrown@chcconsulting.com

County Approval Section:

Approved: _____

Denied: _____

Authorized Signature: _____

Date: _____

CURVE	RADIUS	LENGTH	DELTA
C1	3'	5'	90°



Know what's below.
Call before you dig.



SCALE: 1"=40'

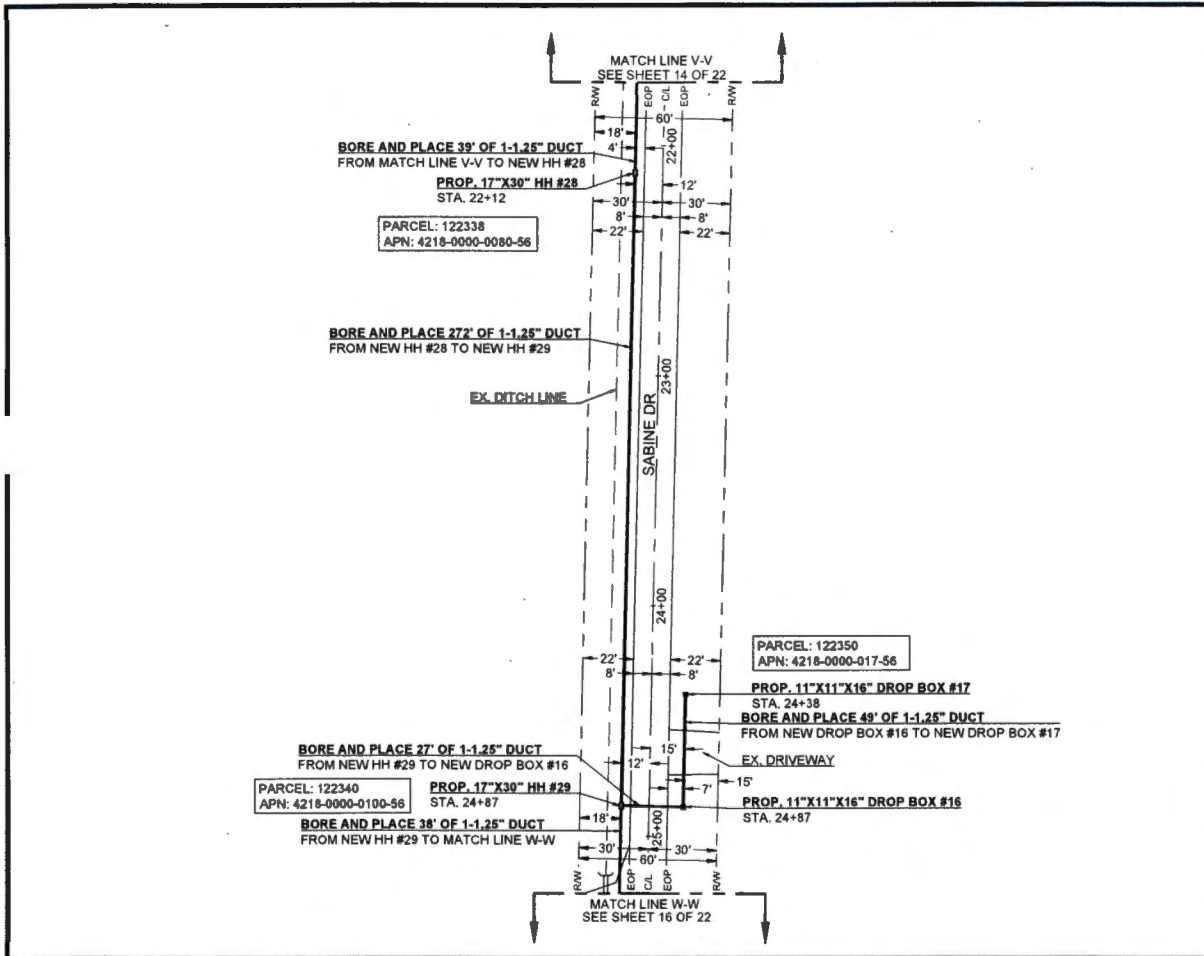
Frontier COMMUNICATIONS

JOB ID: 5295538 DATE: 01/21/2022

TITLE: FDH - 9191 SABINE DR
 STREET ADDRESS: 9191 SABINE DR
 CITY/STATE: QUINJAN, TX 75474 (HUNT COUNTY)
 FTR ENGINEER: CORY RIGGS (310) 210-9882
 FTR INSPECTOR: JAMES WEST (972) 578-3224

DRAWN BY: CHC CONSULTING

EST. #. SHEET#
 15 OF 22



17,440 (27)



FILED FOR RECORD
at 1:00 o'clock P M

MAY 10 2022

BECKY LANDRUM
County Clerk, Blunt County, Tex.
By

04/12/2022
CHC Consulting
9095 Rio San Diego Dr. Ste 450
San Diego, CA 92108

**FDH/HH Placement/Boring
Project # 5295538**

Greetings,

Frontier communications proposes to do the following: Bore and place 94' of 1-1.25" duct. Install 17"x30" HH #26. Bore and place 200' of 1-1.25" duct. Bore and place 71' of 1-1.25" duct. Install 2'x3' HH #27. Bore and place 29' of 1-1.25" duct. Install 11"x11"x16" Drop Box #14. Bore and place 90' of 1-1.25" duct. Install 11"x11"x16" Drop Box #15. Bore and place 71' of 1-1.25" duct. Bore and place 51' of 1-1.25" duct. Install 11"x11"x16" Drop Box #13. Bore and place 235' of 1-1.25" duct. This request is for road crossings on Sabine Dr.

Please, see the attached construction package for location and proposed work details.
If you have any questions, please contact me at any time.

Sincerely,
Darrin Albrecht
Manager, FTTH Quality Control
Central Region
Darrin.l.albrecht@ftr.com
281-229-0849

Submitted by:
Shellie Brown, CHC Consulting Permit Coordinator
sbrown@chcconsulting.com

County Approval Section:

Approved: _____

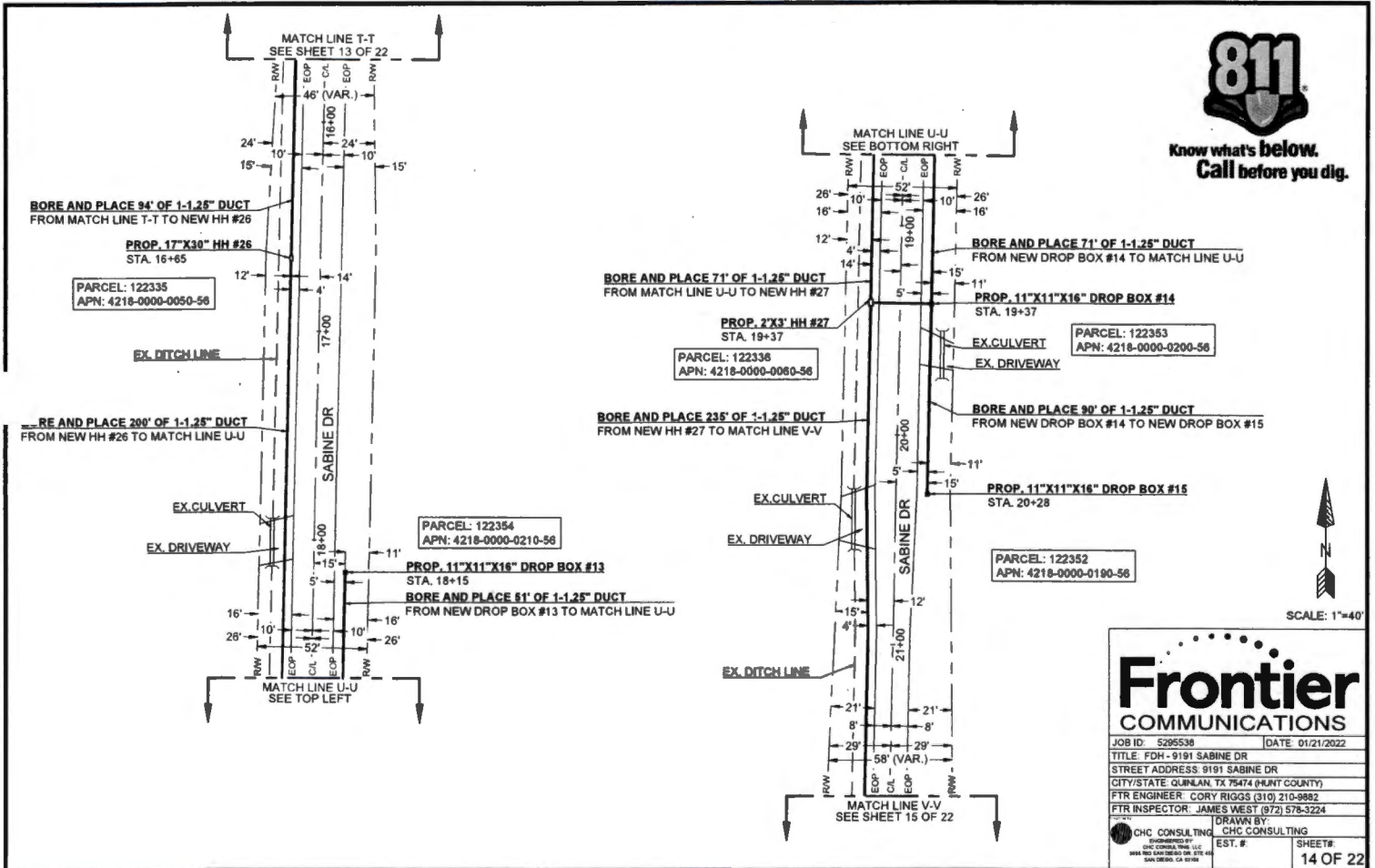
Denied: _____

Authorized Signature: _____

Date: _____



Know what's below.
Call before you dig.



Frontier COMMUNICATIONS

JOB ID: 5295538 DATE: 01/21/2022

TITLE: FDH - 9191 SABINE DR

STREET ADDRESS: 9191 SABINE DR

CITY/STATE: QUINLAN, TX 75474 (HUNT COUNTY)

FTR ENGINEER: CORY RIGGS (310) 210-9882

FTR INSPECTOR: JAMES WEST (972) 578-3224

DRAWN BY: CHC CONSULTING

CHC CONSULTING EST. # SHEET#

14 OF 22

17,440 (28)



FILED FOR RECORD
at 1:00 o'clock P M

MAY 10 2022

BECKY LANDRUM
County Clerk, Hunt County, Tex.

By

04/12/2022

CHC Consulting

9095 Rio San Diego Dr. Ste 450

San Diego, CA 92108

FDH/HH Placement/Boring

Project # 5295538

Greetings,

Frontier communications proposes to do the following: Bore and place 195' of 1-1.25" duct. Install 17"x30" HH #24. Bore and place 29' of 1-1.25" duct. Install 11"x11"x16" Drop Box #11. Bore and place 50' of 1-1.25" duct. Bore and place 235' of 1-1.25" duct. Install 17"x30" HH #25. Bore and place 28' of 2-1.25" ducts. Bore and place 30' of 1-1.25" duct. Install 11"x11"x16" Drop Box #12. Bore and place 47' of 1-1.25" duct. This request is for road crossings on Sabine Dr.

Please, see the attached construction package for location and proposed work details.

If you have any questions, please contact me at any time.

Sincerely,

Darrin Albrecht

Manager, FTTH Quality Control

Central Region

Darrin.l.albrecht@ftr.com

281-229-0849

Submitted by:

Shellie Brown, CHC Consulting Permit Coordinator

sbrown@chcconsulting.com

County Approval Section:

Approved: _____

Denied: _____

Authorized Signature: _____

Date: _____

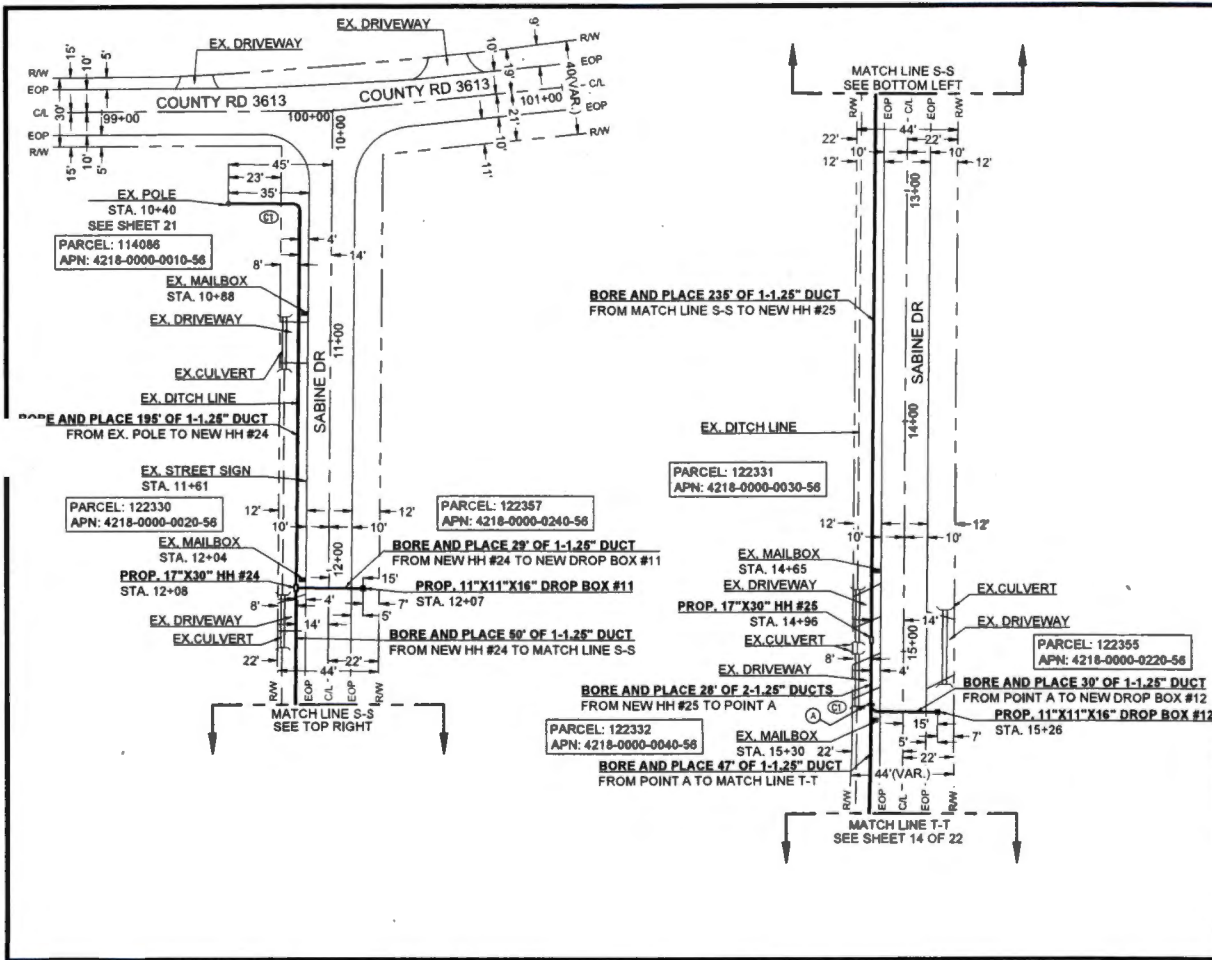
CURVE	RADIUS	LENGTH	DELTA
C1	3'	5'	90°



Know what's below.
Call before you dig.



SCALE: 1"=40'



Frontier COMMUNICATIONS

JOB ID: 5295538 DATE: 01/21/2022

TITLE: FDH - 9191 SABINE DR

STREET ADDRESS: 9191 SABINE DR

CITY/STATE: QUINLAN, TX 75474 (HUNT COUNTY)

FTR ENGINEER: CORY RIGGS (310) 210-9882

FTR INSPECTOR: JAMES WEST (972) 578-3224

DRAWN BY: CHC CONSULTING

EST. # SHEET #

13 OF 22

17,440(29)



FILED FOR RECORD
at 1:00 o'clock P M

MAY 10 2022

BECKY LANDRUM
County Clerk, Hunt County, Tex.
By

04/20/2022
CHC Consulting
9095 Rio San Diego Dr. Ste 450
San Diego, CA 92108

**FDH/HH Placement/Boring/Duct Installation
Project # 5295352**

Greetings,

Frontier communications is requesting permission to place (1) new pad mount FDH cabinet, (1) 20"X40"X6" concrete pad, (1) 3'X3' HH, (5) 2'X3' HH, (12) 17"X30" HH, (9) 11"X11"16" drop box, and bore 6139' to place 6125' of (1)-1.25", 10' of (3)-1.25" ducts and 4' of (1)-4" duct. This request is for road crossings on County Road 3605.

Please, see the attached construction package for location and proposed work details. If you have any questions, please contact me at any time.

Sincerely,

Darrin Albrecht
Manager, FTTH Quality Control
Central Region
Darrin.l.albrecht@ftr.com
281-229-0849

Submitted by:
Brittany Bruneau
CHC Consulting Permit Coordinator
bbruneau@chcconsulting.com

County Approval Section:

Approved: _____

Denied: _____

Authorized Signature: _____ Date: _____

**FRONTIER COMMUNICATION
CONSTRUCTION SPECIFICATIONS**

- Contact Frontier Engineer CORY RIGGS at (310) 210-9882 sixty (60) days prior to need of service in order to confirm compliance, order materials, and schedule work forces. NOTE: FRONTIER COMMUNICATIONS INCORPORATED, RESERVES THE RIGHT TO REFUSE ANY CONDUIT, PULL BOXES, MANHOLES, OR UTILITY BOXES THAT DEVIATE FROM PLANS AND SPECIFICATIONS.
- All conduit riser bends to have a minimum thirty-six (36) inch radius.
- All horizontal ninety (90) degree bends shall have a minimum radius of 12.5 feet and all vertical ninety (90) degree bends shall have a minimum radius of three feet. No more than two ninety (90) degree horizontal bends shall be placed in any single run unless otherwise specified. Contact the Frontier engineer concerning any required deviations.
- All conduit must be proven using a measured no less than a 1/2" smaller than the conduit placed. Wall to wall measurements must be taken with a measured tape and a 3/8" polypropylene pull rope in each duct. An accurate wall to wall measurement of conduit placed must be As-built on an approved Frontier construction plan. A copy of the As-built conduit work order must be provided to the Frontier inspector assigned to your project.
- Place weatherproof caps on all terminated conduits.
- Approved plastic conduit (PVC Sch. 40, TYPE-C or HDPE (2") is to be used in underground construction unless otherwise specified.
- Conduit terminated on a pole must be PVC Sch. 80. Location of riser on pole will be called out by engineering on the construction plan.
- Conduit placed in same trench with primary power conduit must be separated by a minimum of twelve (12) inches of well-packed sand or three inches of concrete, and have a minimum of thirty-six (36) inches of cover when placed behind curb face. All street crossings and conduits placed in the driven portion of the roadway must have a minimum of six-eight (48) inches of cover to top of pipe. CONTACT THE FRONTIER INSPECTOR 48 HOURS BEFORE TRENCHING AND UPON COMPLETION OF YOUR SUBSTRUCTURES TO SCHEDULE THE FINAL INSPECTION.

**PERMITTING AGENCY:
HUNT COUNTY**

**PICK UP POINT:
EX. POLES**

**PATH FOOTAGE:
BORE= 6130'**

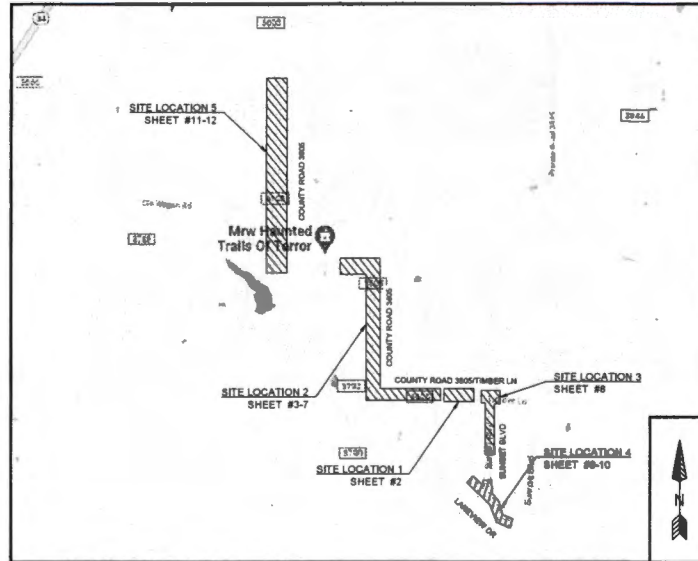
MATERIALS:
 (1) NEW PAD MOUNT FDH CABINET 286
 (1) PROPOSE NEW 20'X40'X6" CONCRETE PAD
 (1) NEW 3'X3' HH
 (5) NEW 2'X3' HH
 (12) NEW 17'X30" HH
 (9) 11'X11'X16" DROP BOX
 6125' OF (1)-1.25" DUCT
 10' OF (3)-1.25" DUCTS
 4' OF (1)-4" DUCT



**Know what's below.
Call before you dig.**

CONSTRUCTION PACKAGE

**FDH - 10988 COUNTY ROAD 3605
COUNTY ROAD 3605 & COUNTY ROAD 3796
QUINLAN, TX 75474**



**VICINITY MAP
NTS**

-HDPE AND PVC FOOTAGES DO NOT INCLUDE SWEEPS
 -ACTUAL FOOTAGES OF HDPE AND PVC WILL BE NEEDED TO ORDER MATERIALS. PLEASE INCLUDE MEASURED TAPE IN ALL PVCS.
 -FRONTIER INSPECTOR SHALL BE PRESENT ON SITE WHEN CONTRACTOR NEEDS TO ACCESS ANY EXISTING FRONTIER FACILITY.

ABBREVIATIONS

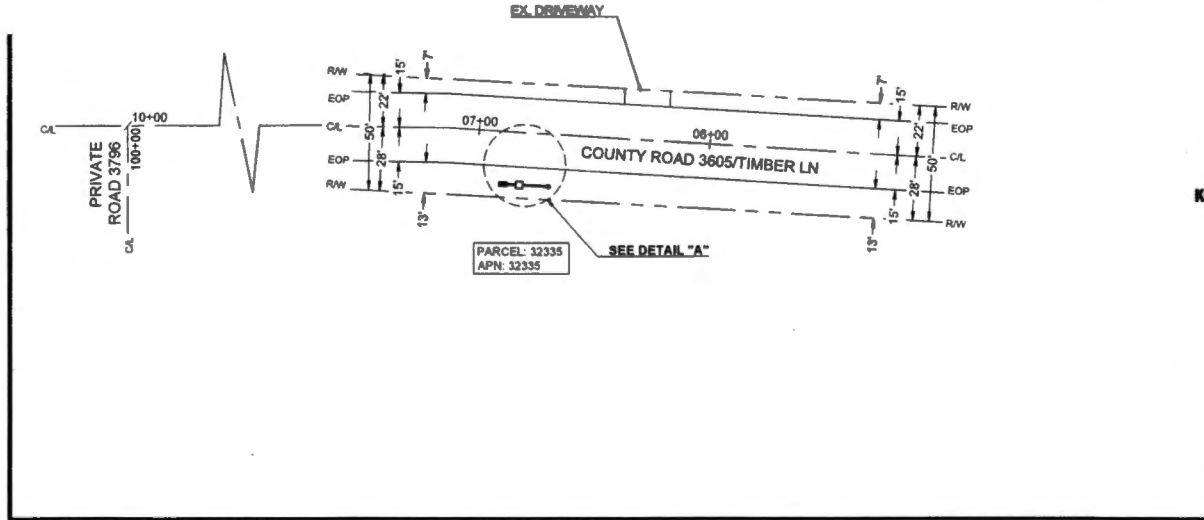
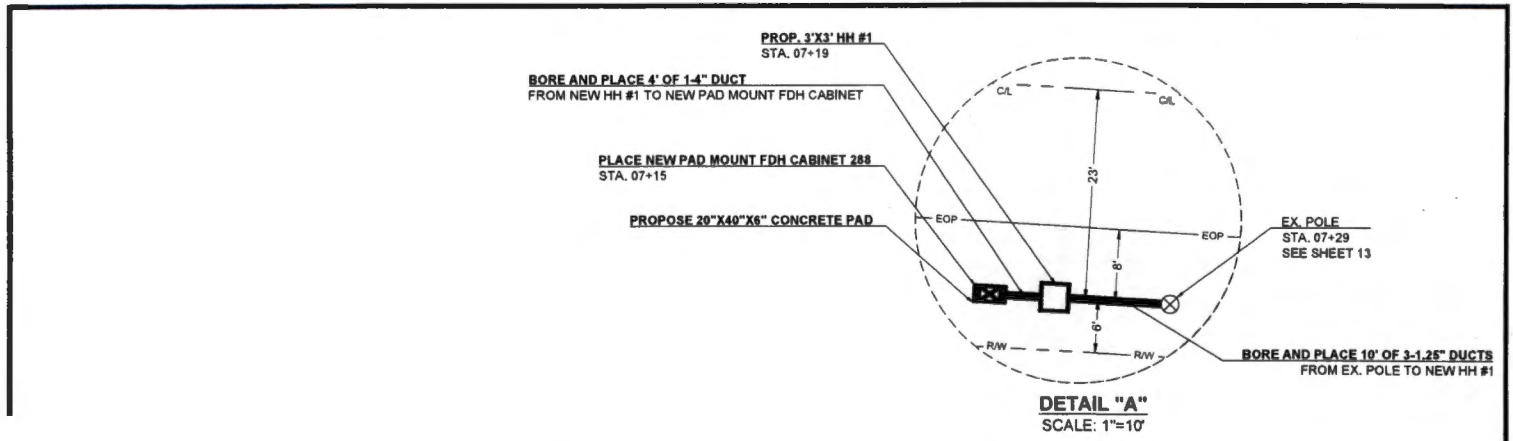
BLDG	BUILDING	PED	PEDESTAL (UTILITY)
C/L	CENTER LINE	PVC	POLYVINYL CHLORIDE
CONC	CONCRETE	PL	PROPERTY LINE
CSW	CONCRETE SIDEWALK	RR	RAILROAD
DWY	DRIVEWAY	RAW	RIGHT OF WAY
ECC	EDGE OF CURB	SL	STREET LIGHT
EOP	EDGE OF PAVEMENT	W-BLDG	WALL TO BUILDING
ETW	ETW LINE	W-P	WALL TO POLE
HH	HANDHOLE	W-W	WALL TO WALL
MH	MANHOLE	P.U.E.	PUBLIC UTILITY EASEMENT
NTS	NOT TO SCALE		

LEGEND

	New Trench
	New Bore
	Existing Gas
	Existing Water
	Existing Telephone
	Existing Sewer
	Existing Storm Drain
	Existing Electric
	Existing Manhole
	Existing Handhole (2'x3' or 17'x30')
	OSLM
	X-CONNECT
	POWER PEDESTAL
	TELCO PEDESTAL
	3' X 5' PULL BOX
	POLE

**Frontier
COMMUNICATIONS**

JOB ID: 5295352	DATE: 02/04/2022
TITLE: FDH - 10984 COUNTY ROAD 3805	
STREET ADDRESS: 10984 COUNTY ROAD 3805	
CITY/STATE: QUINLAN, TX 75474 (HUNT COUNTY)	
FTR ENGINEER: CORY RIGGS (310) 210-9882	
FTR INSPECTOR: JAMES WEST (872) 574-3224	
CHC CONSULTING	CHC CONSULTING
EST. #	SHEET#
	1 OF 14



811
Know what's below.
Call before you dig.

SCALE: 1"=40'

Frontier COMMUNICATIONS

JOB ID: 5295352 DATE: 02/04/2022

TITLE: FDH - 10984 COUNTY ROAD 3605

STREET ADDRESS: 10984 COUNTY ROAD 3605

CITY/STATE: QUINLAN, TX 75474 (HUNT COUNTY)

FTR ENGINEER: CORY RIGGS (310) 210-9882

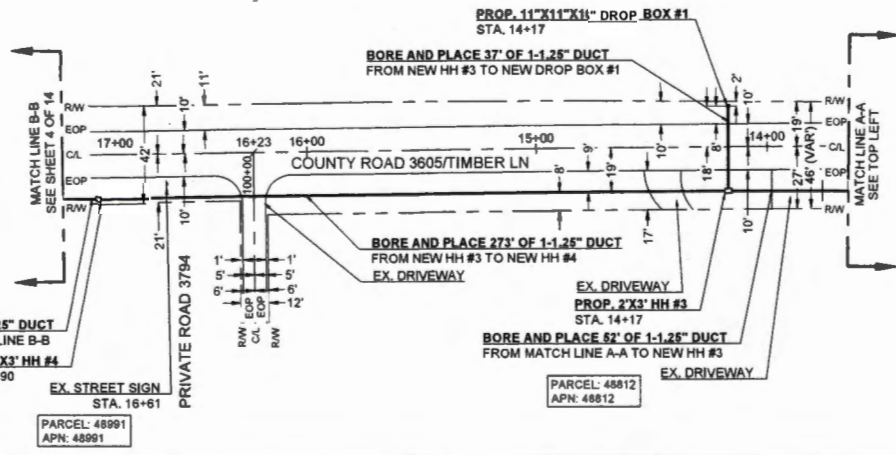
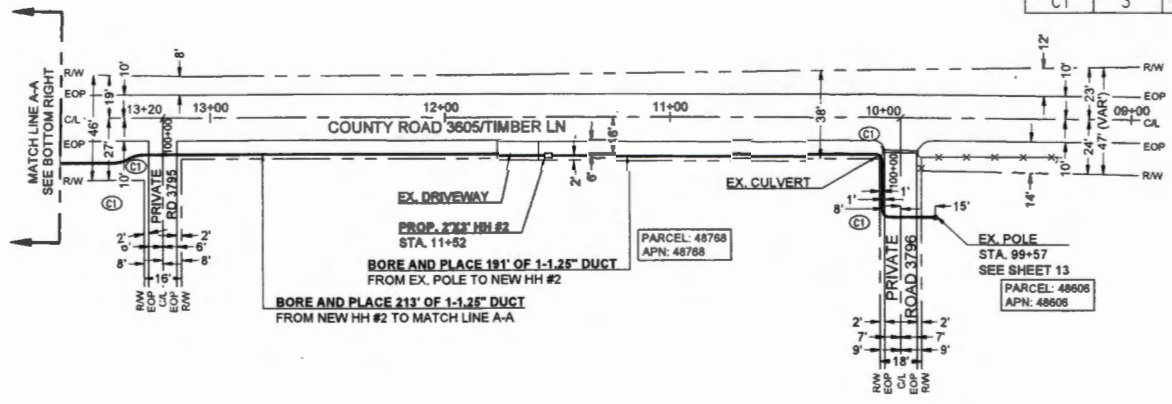
FTR INSPECTOR: JAMES WEST (972) 578-3224

ENGINEERED BY: CHC CONSULTING
DRAWN BY: CHC CONSULTING

EST. # SHEET#

2 OF 14

CURVE	RADIUS	LENGTH	DELTA
C1	3'	5'	90°



Know what's below.
Call before you dig.



Frontier COMMUNICATIONS

JOB ID: S295352 DATE: 02/04/2022

TITLE: FDH - 10984 COUNTY ROAD 3605

STREET ADDRESS: 10984 COUNTY ROAD 3605

CITY/STATE: CLARK, TX 75424 (PLANT COUNTY)

FTR ENGINEER: CORY RIGGS (310) 210-8882

FTR INSPECTOR: JAMES WEST (872) 578-3224

DRAWN BY: CHC CONSULTING

EST. # SHEET #

CHC CONSULTING
ENGINEERED BY
 CHC CONSULTING LLC
 4000 E. 10TH STREET, SUITE 100
 DALLAS, TEXAS 75246

MATCH LINE C-C
SEE SHEET 5 OF 14

CURVE	RADIUS	LENGTH	DELTA
C1	6'	10'	91°
C2	3'	5'	88°



Know what's below.
Call before you dig.

BORE AND PLACE 47' OF 1-1.25" DUCT
FROM NEW HH #6 TO MATCH LINE C-C

PROP. 17"X30" HH #6
STA. 20+72

EX. DRIVEWAY
PARCEL: 49210
APN: 49210

EX. DRIVEWAY
PARCEL: 32435
APN: 32435

PROP. 11"X11"X16" DROP BOX #2
STA. 20+69

BORE AND PLACE 211' OF 1-1.25" DUCT
FROM NEW HH #5 TO NEW DROP BOX #2

BORE AND PLACE 190' OF 1-1.25" DUCT
FROM NEW HH #5 TO NEW HH #6

PROP. 2"X3" HH #5
STA. 18+85

EX. DRIVEWAY
PARCEL: 49205
APN: 49205

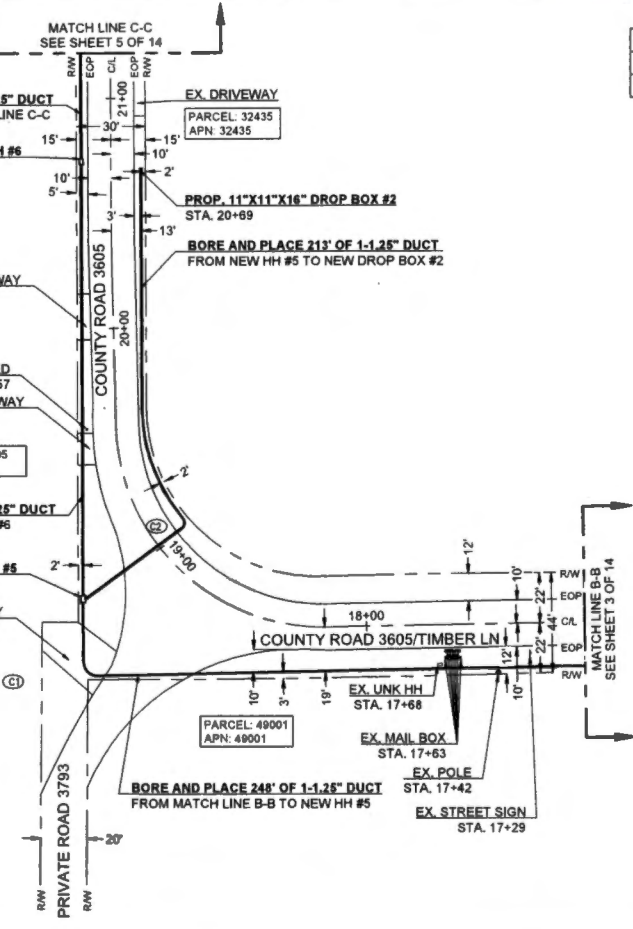
BORE AND PLACE 244' OF 1-1.25" DUCT
FROM MATCH LINE B-B TO NEW HH #5

EX. UNK HH
STA. 17+68

EX. MAIL BOX
STA. 17+63

EX. POLE
STA. 17+42

EX. STREET SIGN
STA. 17+29



MATCH LINE B-B
SEE SHEET 3 OF 14

SCALE: 1"=40'



Frontier COMMUNICATIONS

JOB ID: 5295352 DATE: 02/04/2022
 TITLE: FDH - 10984 COUNTY ROAD 3605
 STREET ADDRESS: 10984 COUNTY ROAD 3605
 CITY/STATE: QUINLAN, TX 75474 (HUNT COUNTY)
 FTR ENGINEER: CORY RIGGS (310) 210-9882
 FTR INSPECTOR: JAMES WEST (972) 578-3224
 DRAWN BY: CHC CONSULTING
 EST. # SHEET#
 4 OF 14

CURVE	RADIUS	LENGTH	DELTA
C1	12.5'	14'	65°
C2	6'	10'	102°



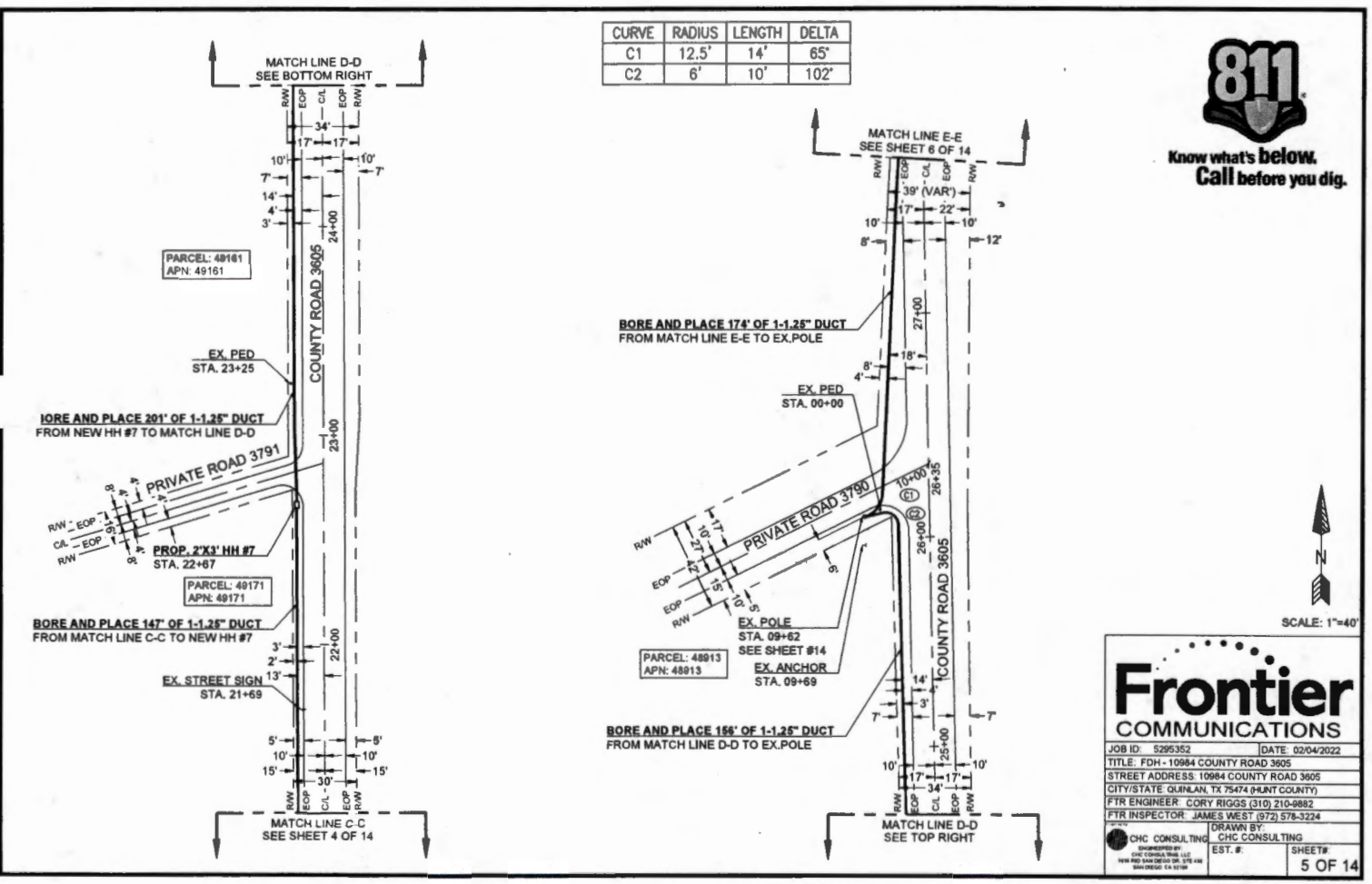
Know what's below.
Call before you dig.



SCALE: 1"=40'

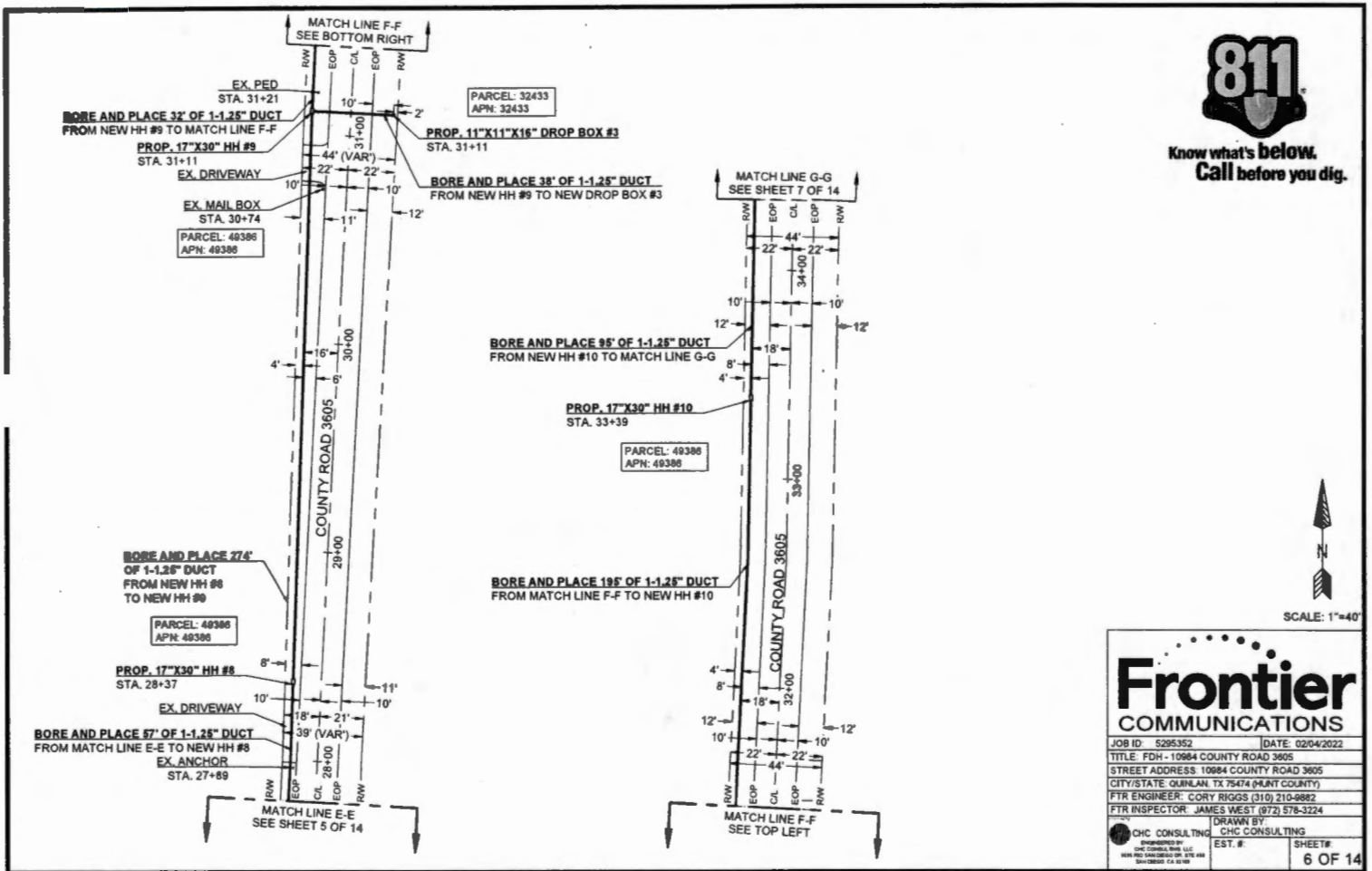
Frontier COMMUNICATIONS

JOB ID: 5295352	DATE: 02/04/2022
TITLE: FDH - 10984 COUNTY ROAD 3605	
STREET ADDRESS: 10984 COUNTY ROAD 3605	
CITY/STATE: QUINLAN, TX 75474 (HUNT COUNTY)	
FTR ENGINEER: CORY RIGGS (310) 210-9882	
FTR INSPECTOR: JAMES WEST (972) 578-3224	
CHC CONSULTING	DRAWN BY: CHC CONSULTING
EST. #:	SHEET #:
	5 OF 14





Know what's below.
Call before you dig.



Frontier COMMUNICATIONS

JOB ID: 5295352 DATE: 02/04/2022

TITLE: FDH - 10984 COUNTY ROAD 3605

STREET ADDRESS: 10984 COUNTY ROAD 3605

CITY/STATE: QUINLAN, TX 75474 (HUNT COUNTY)

FTR ENGINEER: CORY RIGGS (310) 210-9882

FTR INSPECTOR: JAMES WEST (972) 576-3224


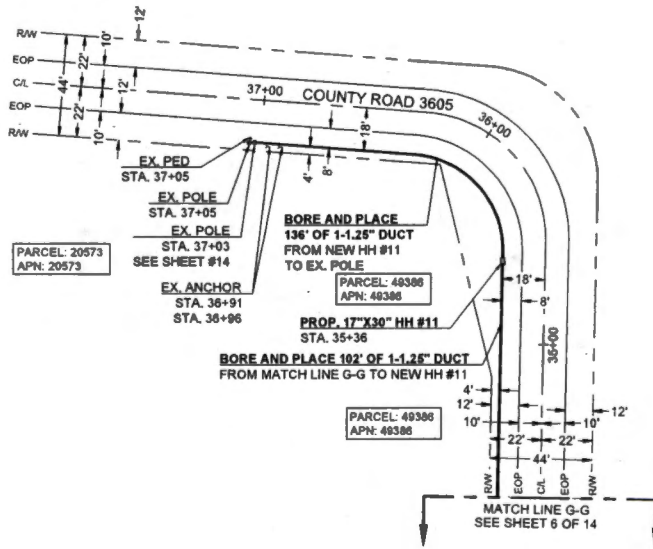
CHC CONSULTING CHC CONSULTING

EST. # SHEET#

6 OF 14



Know what's below.
Call before you dig.



SCALE: 1"=40'

Frontier COMMUNICATIONS

JOB ID: 5295352 DATE: 02/04/2022

TITLE: FDH - 10964 COUNTY ROAD 3605

STREET ADDRESS: 10964 COUNTY ROAD 3605

CITY/STATE: QUINLAN TX 75474 (HUNT COUNTY)

FTR ENGINEER: CORY RIGGS (310) 210-9882

FTR INSPECTOR: JAMES WEST (872) 578-3224

ENGINEERED BY: CHC CONSULTING

DRAWN BY: CHC CONSULTING


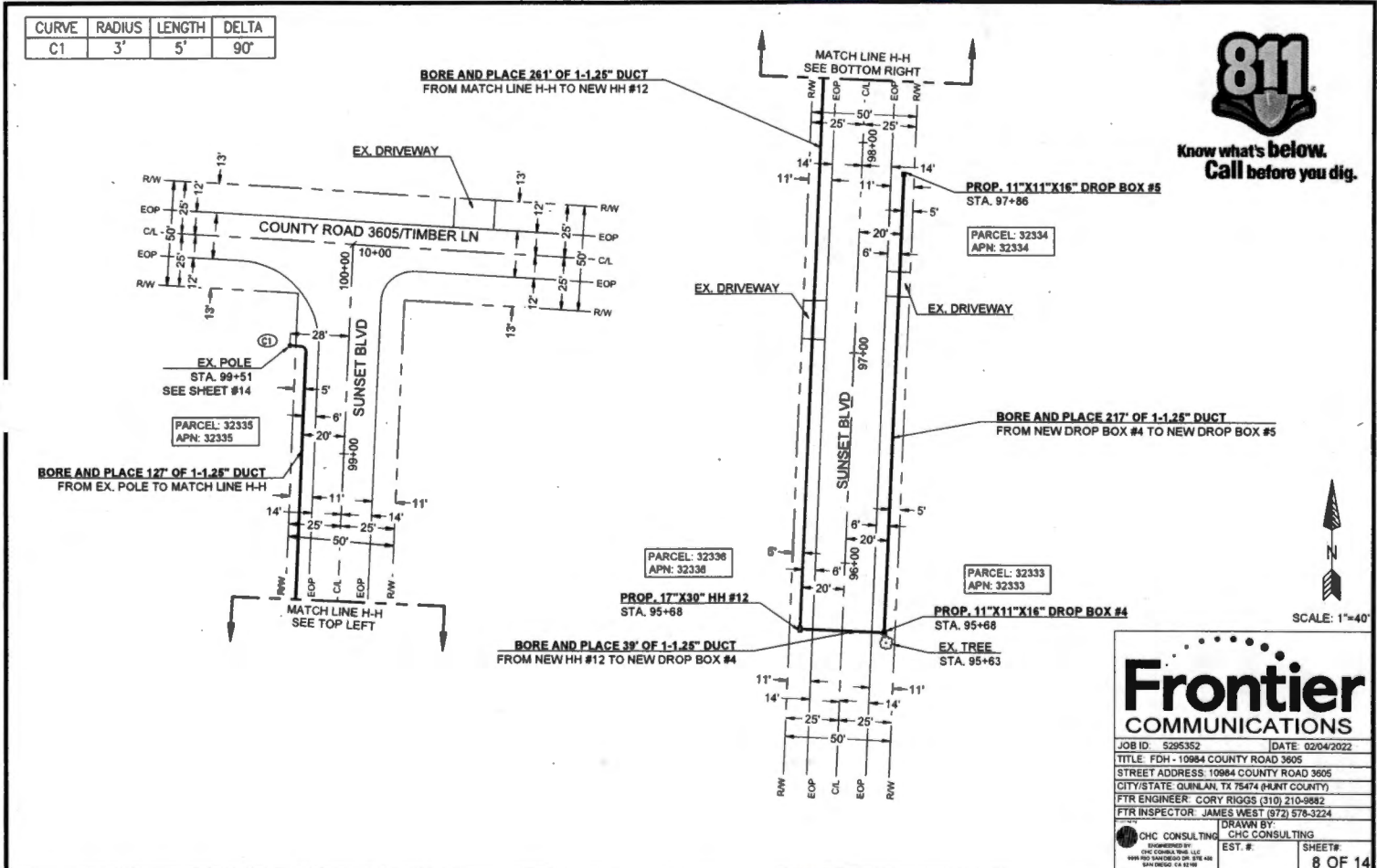
EST. # SHEET #

7 OF 14

CURVE	RADIUS	LENGTH	DELTA
C1	3'	5'	90°



Know what's below.
Call before you dig.



Frontier COMMUNICATIONS

JOB ID: 5295352 DATE: 02/04/2022

TITLE: FDH - 10984 COUNTY ROAD 3605

STREET ADDRESS: 10984 COUNTY ROAD 3605

CITY/STATE: DUNLAP, TX 75474 (HUNT COUNTY)

FTR ENGINEER: CORY RIGGS (310) 210-9882

FTR INSPECTOR: JAMES WEST (872) 576-3224

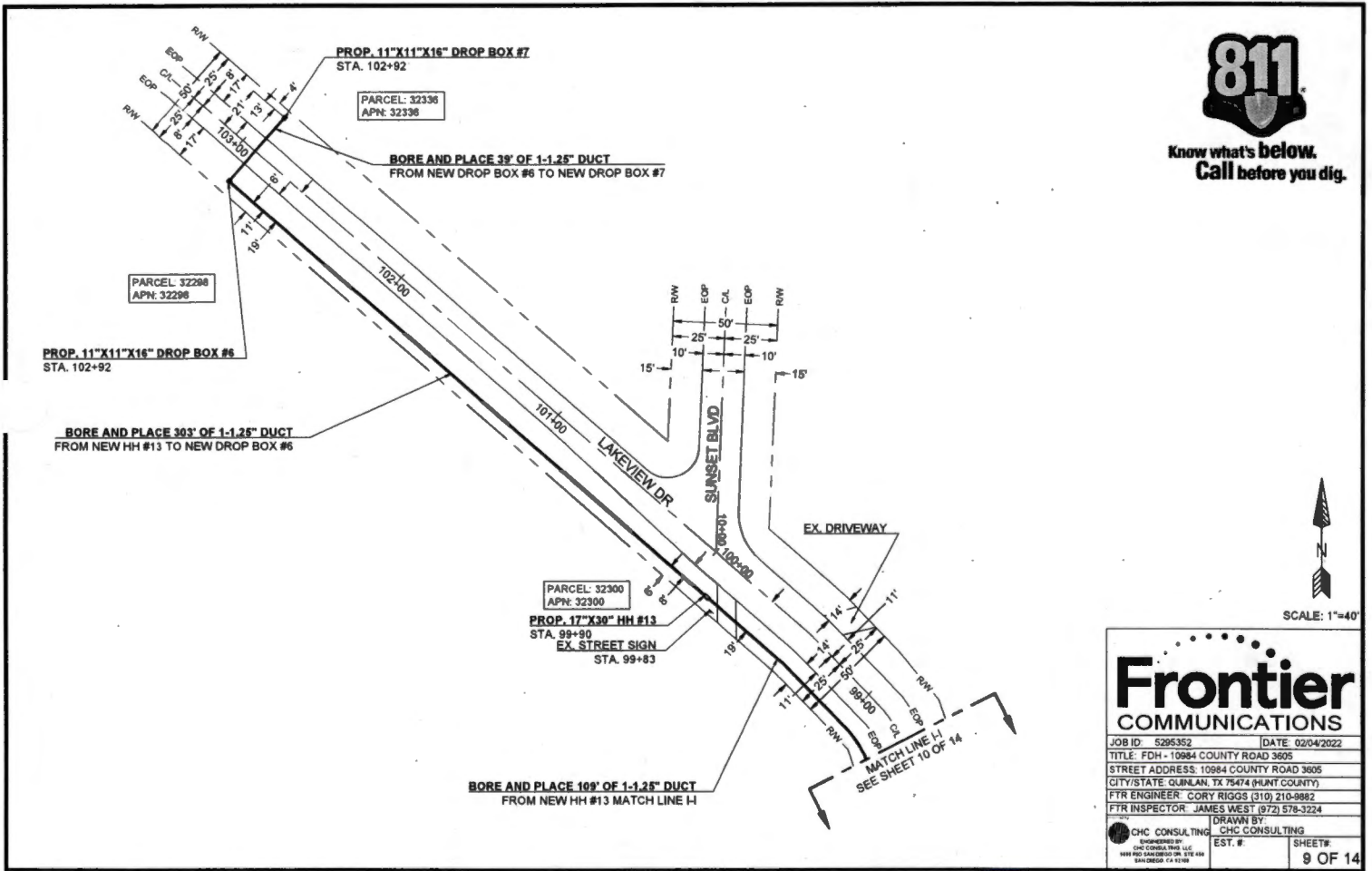
ENGINEERED BY: CHC CONSULTING

DRAWN BY: CHC CONSULTING

EST. #: SHEET#: 8 OF 14



Know what's below.
Call before you dig.



SCALE: 1"=40'

Frontier COMMUNICATIONS

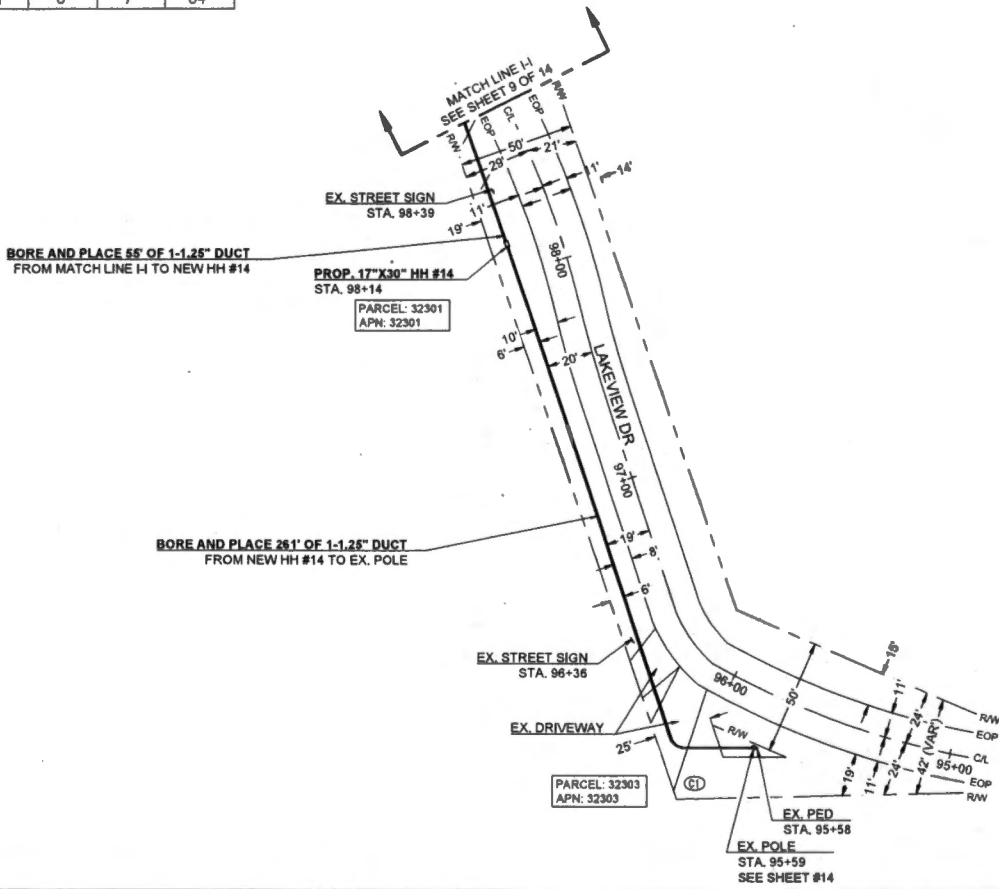
JOB ID: 5295352 DATE: 02/04/2022
 TITLE: FDH - 10984 COUNTY ROAD 3605
 STREET ADDRESS: 10984 COUNTY ROAD 3605
 CITY/STATE: QUINLAN, TX 75474 (HUNT COUNTY)
 FTR ENGINEER: CORY RIGGS (310) 210-9882
 FTR INSPECTOR: JAMES WEST (972) 578-3224

DRAWN BY: CHC CONSULTING
 EST. #:
 SHEET #:
9 OF 14

CURVE	RADIUS	LENGTH	DELTA
C1	6'	7'	64'



Know what's below.
Call before you dig.



SCALE: 1"=40'



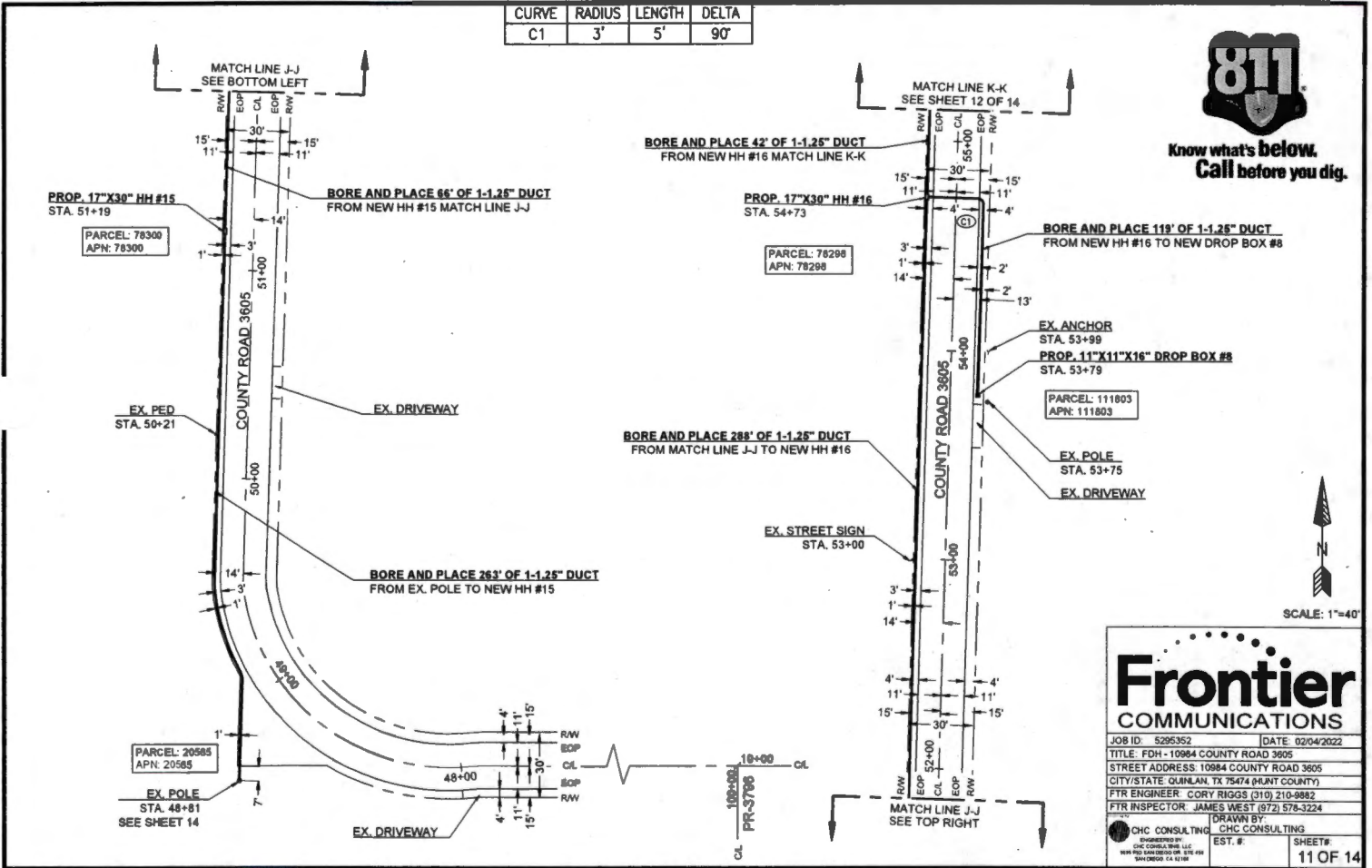
Frontier COMMUNICATIONS

JOB ID: 5295352	DATE: 02/04/2022
TITLE: FDH - 10984 COUNTY ROAD 3605	
STREET ADDRESS: 10984 COUNTY ROAD 3605	
CITY/STATE: QUINLAN, TX 75474 (HUNT COUNTY)	
FTR ENGINEER: CORY RIGGS (310) 210-9882	
FTR INSPECTOR: JAMES WEST (872) 578-3224	
DRAWN BY: CHC CONSULTING	EST. #:
<small> CHC CONSULTING ENGINEERED BY CHC CONSULTING LLC 1000 102nd AVE SW, SUITE 100 SAPO, WASHINGTON, WA 98148 </small>	SHEET #:
	10 OF 14

CURVE	RADIUS	LENGTH	DELTA
C1	3'	5'	90°



Know what's below.
Call before you dig.



SCALE: 1"=40'

Frontier COMMUNICATIONS

JOB ID: 5295352 DATE: 02/04/2022

TITLE: FDH - 10984 COUNTY ROAD 3605

STREET ADDRESS: 10984 COUNTY ROAD 3605

CITY/STATE: QUINLAN, TX 75474 (HUNT COUNTY)

FTR ENGINEER: CORY RIGGS (310) 210-9882

FTR INSPECTOR: JAMES WEST (872) 578-3224

DRAWN BY: CHC CONSULTING

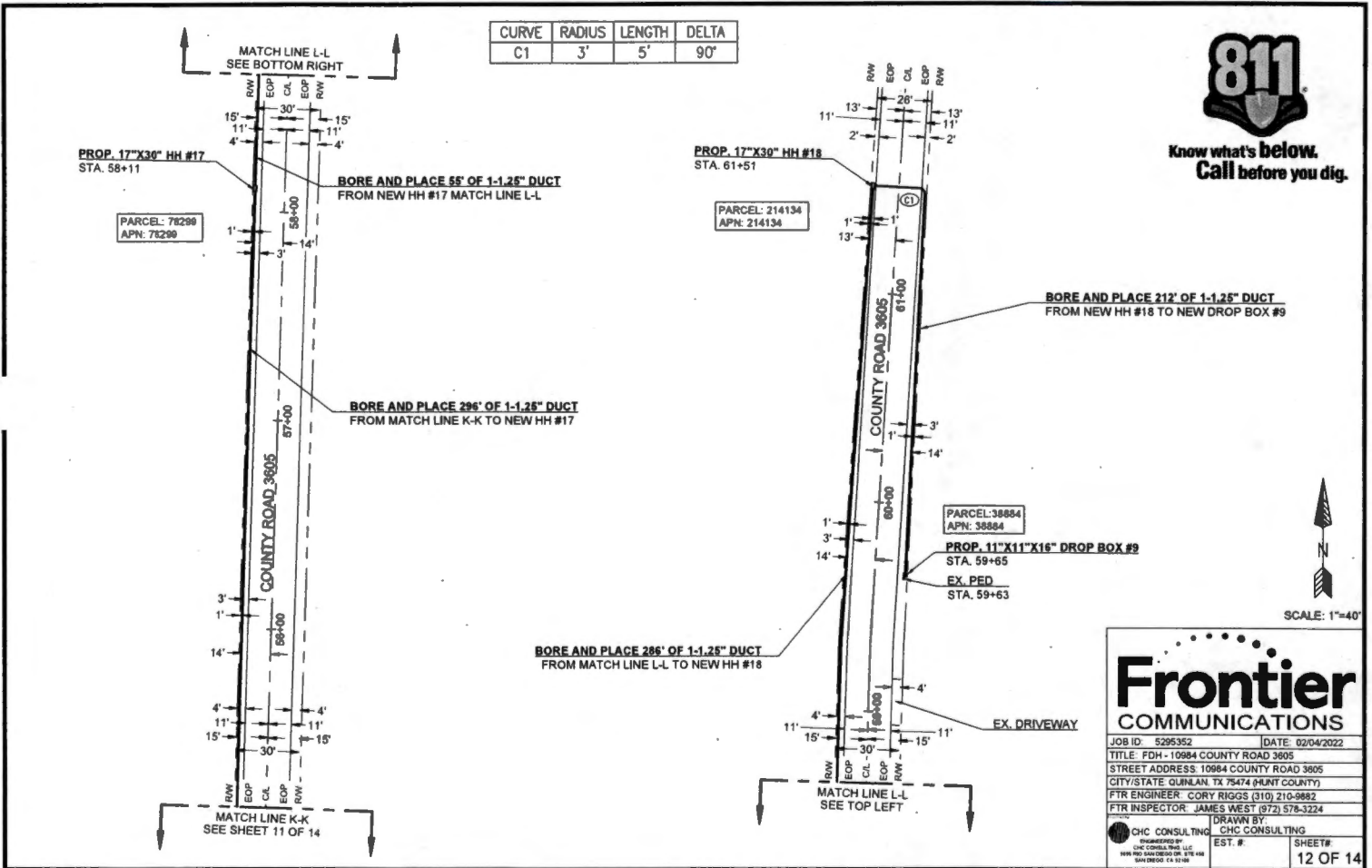
EST. # SHEET #

11 OF 14

CURVE	RADIUS	LENGTH	DELTA
C1	3'	5'	90°



Know what's below.
Call before you dig.



SCALE: 1"=40'



Frontier COMMUNICATIONS

JOB ID: 5295352 DATE: 02/04/2022

TITLE: FDH - 10984 COUNTY ROAD 3605

STREET ADDRESS: 10984 COUNTY ROAD 3605

CITY/STATE: QUINLAN, TX 75474 (HUNT COUNTY)

FTR ENGINEER: CORY RIGGS (310) 210-9882

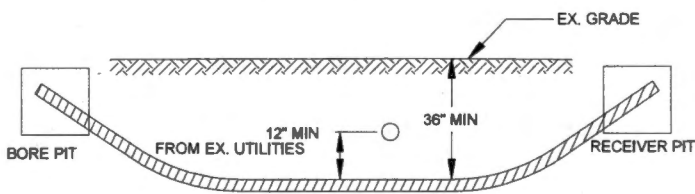
FTR INSPECTOR: JAMES WEST (972) 578-3224

CHC CONSULTING CHC CONSULTING

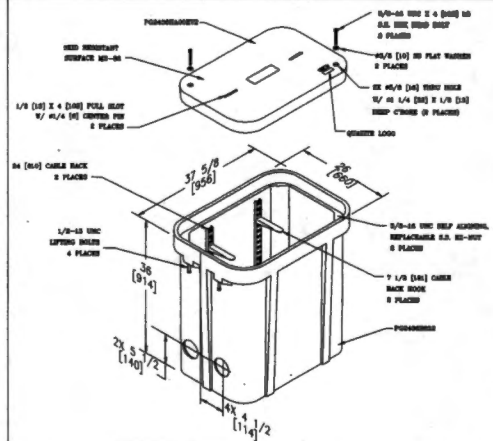
EST. # SHEET#

12 OF 14

MINIMUM STANDARDS FOR DIRECTIONAL BORING



- PLACE END MARKER WITH UTILITY OWNER'S NAME DESCRIBING CONDUIT
- BORE PIT TO BE BACKFILLED AND COMPACTED IN 12" LIFTS WITH MATERIAL REMOVED
- FLOW OF DITCH MUST BE MAINTAINED AT ALL TIMES
- PROTECT ROOTS AT ALL TREE LOCATIONS, SHIFT BORE TRENCH IF NECESSARY

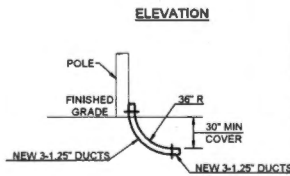
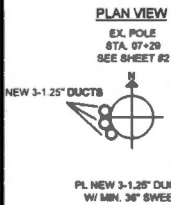


TYPICAL BORE DETAIL

SCALE
N.T.S. 1

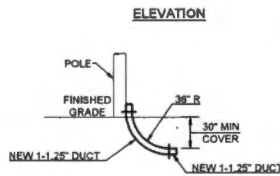
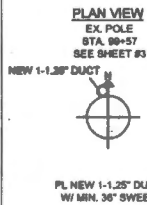
2' X 3' HAND HOLE

SCALE
N.T.S. 2



TYPICAL RISER DETAIL

SCALE
N.T.S. 3

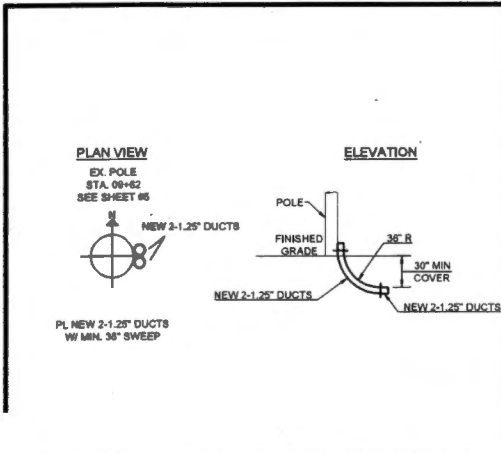


TYPICAL RISER DETAIL

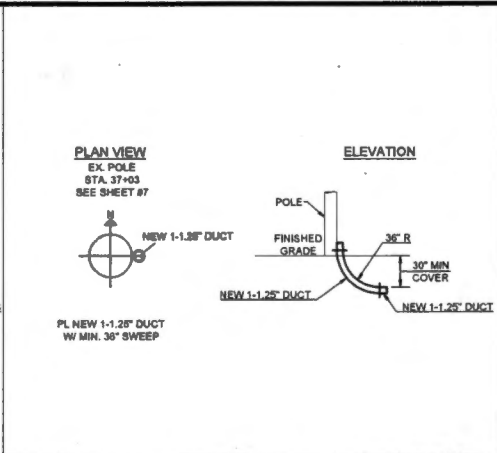
SCALE
N.T.S. 4

Frontier
COMMUNICATIONS

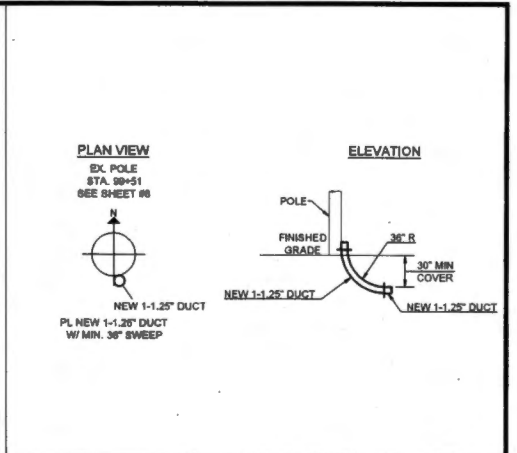
JOB ID: 5295352	DATE: 02/04/2022
TITLE: FDH - 10984 COUNTY ROAD 3605	
STREET ADDRESS: 10984 COUNTY ROAD 3605	
CITY/STATE: QUINLAN, TX 75474 (HUNT COUNTY)	
PTR ENGINEER: CORY RIGGS (310) 210-9882	
PTR INSPECTOR: JAMES WEST (972) 578-3224	
DRAWN BY: CHC CONSULTING	
EST. #:	SHEET #:
	13 OF 14



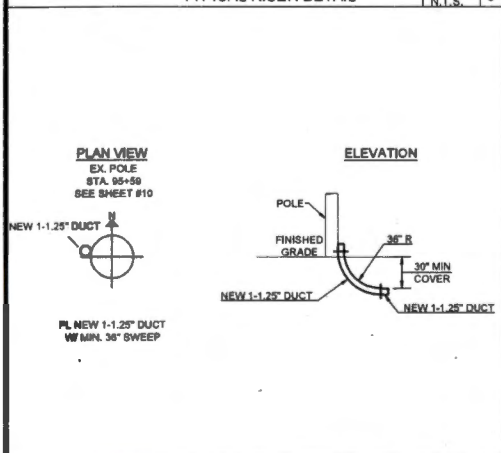
TYPICAL RISER DETAIL SCALE N.T.S. 5



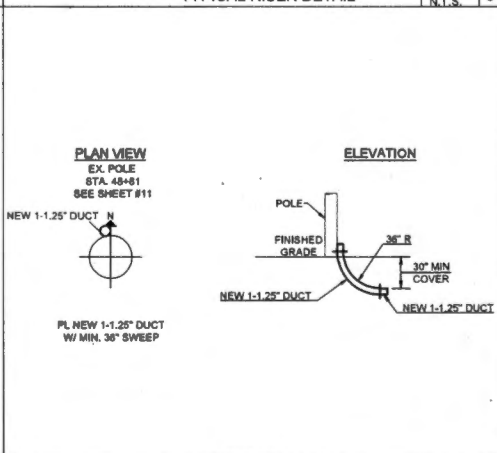
TYPICAL RISER DETAIL SCALE N.T.S. 6



TYPICAL RISER DETAIL SCALE N.T.S. 7



TYPICAL RISER DETAIL SCALE N.T.S. 8



TYPICAL RISER DETAIL SCALE N.T.S. 8

Frontier COMMUNICATIONS

JOB ID: 5295352 DATE: 02/04/2022
 TITLE: FDH - 10984 COUNTY ROAD 3905
 STREET ADDRESS: 10984 COUNTY ROAD 3905
 CITY/STATE: QUINLAN, TX 75474 (HUNT COUNTY)
 FTR ENGINEER: CORY RIGGS (310) 210-9882
 FTR INSPECTOR: JAMES WEST (972) 578-3224

CHC CONSULTING
 ENGINEERS BY
 CHC CONSULTING, LLC
 5000 W. 44th Street, Suite 400
 Fort Worth, TX 76149

DRAWN BY: CHC CONSULTING
 EST. # SHEET#
 14 OF 14

17,440 (30)



FILED FOR RECORD
at 1:00 o'clock P M

MAY 10 2022

BECKY LANDRUM
County Clerk, Bunt County, Tex.
By

04/28/2022
CHC Consulting
9095 Rio San Diego Dr. Ste 450
San Diego, CA 92108

**FDH/HH Placement/Boring
Project # 5295527**

Greetings,

Frontier communications proposes to place (3) 17"X30" HH, (1) 11"X11"X16" drop box and bore 999' to place 999' of (1)-1.25" duct. This request is for road crossings on Running Bear Trail.

Please, see the attached construction package for location and proposed work details.

If you have any questions, please contact me at any time.

Sincerely,
Darrin Albrecht
Manager, FTTH Quality Control
Central Region
Darrin.l.albrecht@ftr.com
281-229-0849

Submitted by:
Shellie Brown, CHC Consulting Permit Coordinator
sbrown@chcconsulting.com

County Approval Section:

Approved: _____

Denied: _____

Authorized Signature: _____

Date: _____

**FRONTIER COMMUNICATION
CONSTRUCTION SPECIFICATIONS**

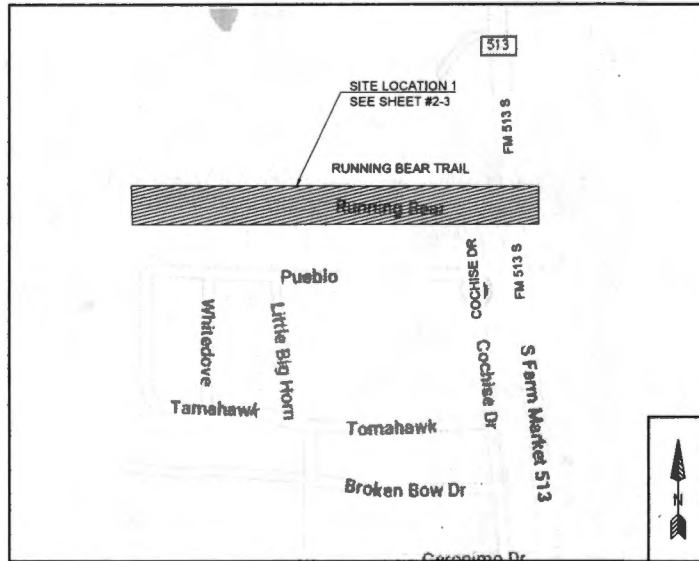
- Contact Frontier Engineer CORY RIGGS at (310) 210-9882 sixty (60) days prior to need of service in order to confirm compliance, order materials, and schedule work forces. NOTE: FRONTIER COMMUNICATIONS, INCORPORATED, RESERVES THE RIGHT TO REFUSE ANY CONDUIT, PULL BOXES, MANHOLES, OR UTILITY BOXES THAT DEVIATE FROM PLANS AND SPECIFICATIONS.
- All conduit riser bands to have a minimum thirty-six (36) inch radius.
- All horizontal ninety (90) degree bands shall have a minimum radius of 12.5 feet and all vertical ninety (90) degree bands shall have a minimum radius of three feet. No more than two ninety (90) degree horizontal bands shall be placed in any single run unless otherwise specified. Contact the Frontier engineer concerning any required deviations.
- All conduit must be proven using a mandrel no less than a 1/2" smaller than the conduit placed. Wall to wall measurements must be taken with a measured tape and a 3/8" polypropylene pull rope in each duct. An accurate wall to wall measurement of conduit placed must be As-built on an approved Frontier construction plan. A copy of the As-built conduit work order must be provided to the Frontier Inspector assigned to your project.
- Place weatherproof caps on all terminated conduits.
- Approved plastic conduit (PVC Sch. 40, TYPE-C or HDPE (2") is to be used in underground construction unless otherwise specified.
- Conduit terminated on a pole must be PVC Sch. 80. Location of riser on pole will be called out by engineering on the construction plan.
- Conduit placed in same trench with primary power conduit must be separated by a minimum of twelve (12) inches of well-packed sand or three inches of concrete, and have a minimum of thirty-six (36) inches of cover when placed behind curb face. All street signs and conduits placed in the driven portion of the roadway must have a minimum of y-eight (48) inches of cover to top of pipe. CONTACT THE FRONTIER INSPECTOR 48 HRS BEFORE TRENCHING AND UPON COMPLETION OF YOUR SUBSTRUCTURES TO SCHEDULE THE FINAL INSPECTION.

CONDUIT DESIGN

FDH - 340 FM 513
S FM 513 & COUNTY RD 3414
LONE OAK, TX 75472

ABBREVIATIONS

BLDG	BUILDING	PED	PEDESTAL (UTILITY)
CL	CENTER LINE	PVC	POLYVINYL CHLORIDE
CWC	CONCRETE	P/L	PROPERTY LINE
CBW	CONCRETE SIDEWALK	RR	RAILROAD
DWY	DRIVEWAY	RAW	RIGHT OF WAY
EOC	EDGE OF CURB	SL	STREET LIGHT
EOP	EDGE OF PAVEMENT	W-BLDG	WALL TO BUILDING
ETW	ETW LINE	W-P	WALL TO POLE
HH	HANDHOLE	W-W	WALL TO WALL
MH	MANHOLE	P.U.E.	PUBLIC UTILITY EASEMENT
NTS	NOT TO SCALE	P.S.E.	PUBLIC SERVICE EASEMENT
		C/G	CURB & GUTTER



LEGEND

	New Trench
	New Bars
	Existing Gas
	Existing Water
	Existing Telephone
	Existing Sewer
	Existing Storm Drain
	Existing Electric
	Existing Manhole
	Existing Handhole (2'x3' or 17'x30')
	OSLMI
	X-CONNECT
	POWER PEDESTAL
	TELCO PEDESTAL
	3' x 5' PULL BOX
	POLE

Frontier COMMUNICATIONS

JOB ID: 5295527 DATE: 04/23/2022
 TITLE: FDH - 340 FM 513
 STREET ADDRESS: 340 FM 513
 CITY/STATE: TAWAKONI, TX 75472 (HUNT COUNTY)
 FTR ENGINEER: CORY RIGGS (310) 210-9882
 FTR INSPECTOR: JAMES WEST (972) 578-3224

CHC CONSULTING DRAWN BY: CHC CONSULTING
 EST. # SHEET #

1 OF 4

**PERMITTING AGENCY:
HUNT COUNTY**

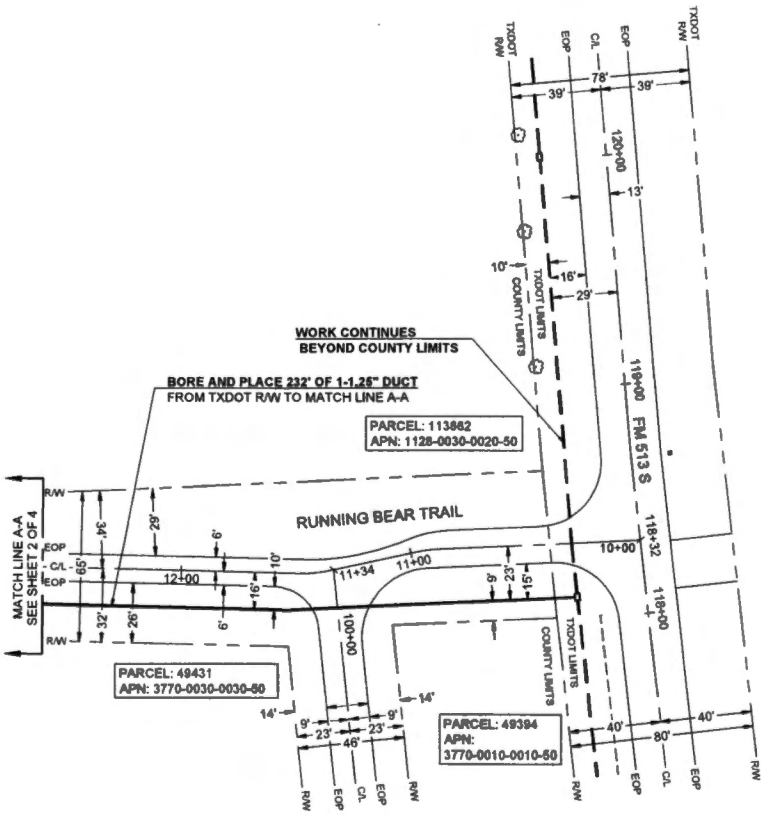
PICK UP POINT: TxDOT ROW **PATH FOOTAGE:** BORE = 99' **MATERIALS:**
 (3) NEW 17"X30" MH
 (1) NEW 11"X11"X16" DROP BOX
 99' OF (1)-1.25" DUCT



Know what's below.
Call before you dig.

-HDPE AND PVC FOOTAGES DO NOT INCLUDE SWEEPS
 -ACTUAL FOOTAGES OF HDPE AND PVC WILL BE NEEDED TO ORDER MATERIALS. PLEASE INCLUDE MEASURED TAPE IN ALL PVCS.
 -FRONTIER INSPECTOR SHALL BE PRESENT ON SITE WHEN CONTRACTOR NEEDS TO ACCESS ANY EXISTING FRONTIER FACILITY.

CURVE	RADIUS	LENGTH	DELTA
C1	3'	5'	90°



Frontier COMMUNICATIONS

JOB ID: 5295527 DATE: 04/23/2022

TITLE: FDH - 340 FM 513

STREET ADDRESS: 340 FM 513

CITY/STATE: TAWAKONI, TX 75472 (HUNT COUNTY)

FTR ENGINEER: CORY RIGGS (310) 210-9882

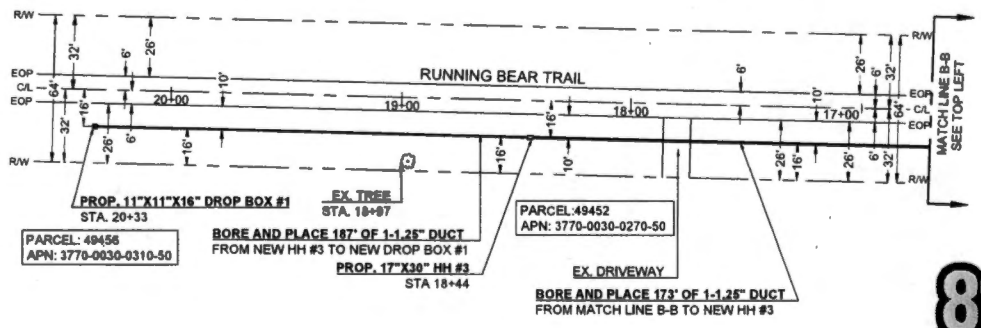
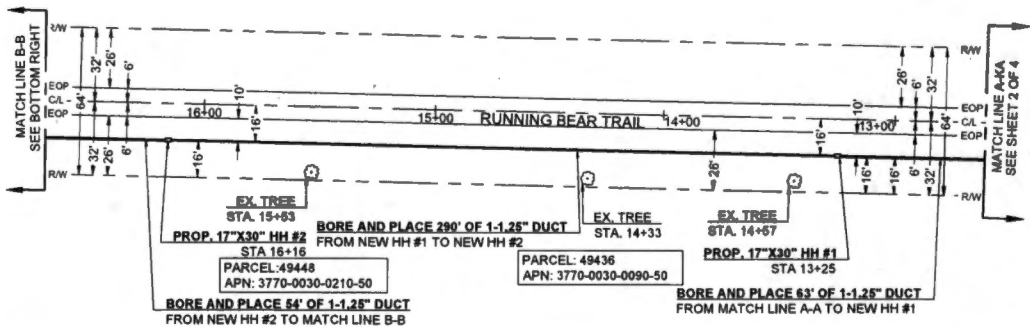
FTR INSPECTOR: JAMES WEST (972) 578-3224

DRAWN BY: CHC CONSULTING

EST. # SHEET#

2 OF 4

CURVE	RADIUS	LENGTH	DELTA
C1	3'	5'	90°



SCALE: 1"=40'



Frontier COMMUNICATIONS

JOB ID: 5295527 | DATE: 04/23/2022

TITLE: FDH - 340 FM 513

STREET ADDRESS: 340 FM 513

CITY/STATE: TAWAKONI, TX 75472 (HUNT COUNTY)

FTR ENGINEER: CORY RIGGS (310) 210-9882

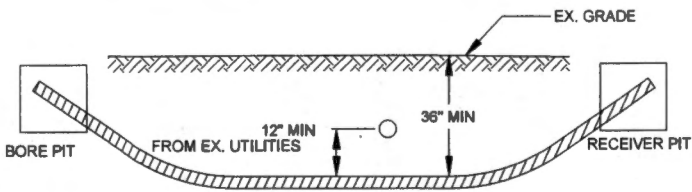
FTR INSPECTOR: JAMES WEST (972) 578-3224

DRAWN BY: CHC CONSULTING

EST. #: SHEET#

3 OF 4

MINIMUM STANDARDS FOR DIRECTIONAL BORING



- PLACE END MARKER WITH UTILITY OWNER'S NAME DESCRIBING CONDUIT
- BORE PIT TO BE BACKFILLED AND COMPACTED IN 12" LIFTS WITH MATERIAL REMOVED
- FLOW OF DITCH MUST BE MAINTAINED AT ALL TIMES
- PROTECT ROOTS AT ALL TREE LOCATIONS. SHIFT BORE TRENCH IF NECESSARY

TYPICAL BORE DETAIL

SCALE
N.T.S. 1

Frontier COMMUNICATIONS

JOB ID: 5295527 DATE: 04/29/2022

TITLE: FDH - 340 FM 513

STREET ADDRESS: 340 FM 513

CITY/STATE: TAWAKONI, TX 75472 (DAUNT COUNTY)

FTR ENGINEER: CORY RIGGS (310) 210-9882

FTR INSPECTOR: JAMES WEST (972) 578-3224

CHC CONSULTING 1801 EAST AVENUE SUITE 100 WACO TEXAS 76798	DRAWN BY: CHC CONSULTING
	EST. # SHEET#

4 OF 4

17,440 (31)



FILED FOR RECORD
at 1:00 o'clock P M

MAY 10 2022

BECKY LANDRUM
County Clerk, Hunt County, Tex.
By

04/28/2022
CHC Consulting
9095 Rio San Diego Dr. Ste 450
San Diego, CA 92108

**FDH/HH Placement/Boring
Project # 5295526**

Greetings,

Frontier communications proposes to place (8) 17"X30" HH, (1) 2'X3' HH, (10) 11"X11"X16" drop box and bore 3,432' to place 3,267' of (1)-1.25" duct and 165' of (2)-1.25" ducts. This request is for road crossings on Scenic Dr.

Please, see the attached construction package for location and proposed work details.

If you have any questions, please contact me at any time.

Sincerely,
Darrin Albrecht
Manager, FTTH Quality Control
Central Region
Darrin.l.albrecht@ftr.com
281-229-0849

Submitted by:
Shellie Brown, CHC Consulting Permit Coordinator
sbrown@chcconsulting.com

County Approval Section:

Approved: _____ Denied: _____

Authorized Signature: _____ Date: _____

**FRONTIER COMMUNICATION
CONSTRUCTION SPECIFICATIONS**

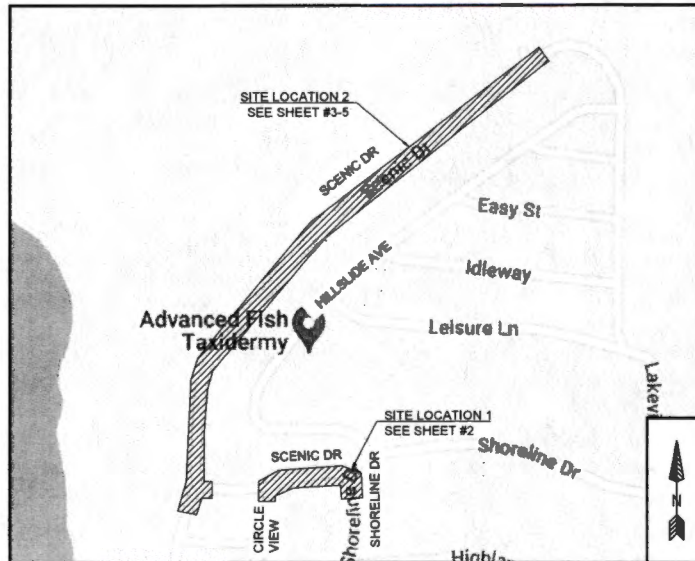
- Contact Frontier Engineer CORY RIGGS at (310) 210-7882 sixty (60) days prior to need of service in order to confirm compliance, enter materials, and schedule work forces. NOTE: FRONTIER COMMUNICATIONS INCORPORATED, RESERVES THE RIGHT TO REFUSE ANY CONDUIT, PULL BOXES, MANHOLES, OR UTILITY BOXES THAT DEVIATE FROM PLANS AND SPECIFICATIONS.
- All conduit riser bends to have a minimum thirty-six (36) inch radius.
- All horizontal ninety (90) degree bends shall have a minimum radius of 12.5 feet and all vertical ninety (90) degree bends shall have a minimum radius of three feet. No more than two ninety (90) degree horizontal bends shall be placed in any single run unless otherwise specified. Contact the Frontier engineer concerning any required deviations.
- All conduit must be proven using a mandrel no less than a 1/2" smaller than the conduit placed. Well to well measurements must be taken with a measured tape and a 3/8" polypropylene pull rope in each duct. An accurate well to well measurement of conduit placed must be As-built on an approved Frontier construction plan. A copy of the As-built conduit work order must be provided to the Frontier inspector assigned to your project.
- Place weatherproof caps on all terminated conduits.
- Approved plastic conduit (PVC Sch. 40, TYPE-C or HDPE (2") is to be used in underground construction unless otherwise specified.
- Conduit terminated on a pole must be PVC Sch. 80. Location of riser on pole will be called out by engineering on the construction plan.
- Conduit placed in same trench with primary power conduit must be separated by a minimum of twelve (12) inches of well-packed sand or three inches of concrete, and a minimum of thirty-six (36) inches of cover when placed behind curb face. All wet crossings and conduits placed in the driven portion of the roadway must have a minimum of forty-eight (48) inches of cover to top of pipe. CONTACT THE FRONTIER INSPECTOR 48 HOURS BEFORE TRENCHING AND UPON COMPLETION OF YOUR SUBSTRUCTURES TO SCHEDULE THE FINAL INSPECTION.

CONSTRUCTION PACKAGE

FDH - CO RD 3413
SCENIC DR & CIRCLEVIEW
LONE OAK, TX 75453

ABBREVIATIONS

BLDG	BUILDING	PED	PEDESTAL (UTILITY)
CL	CENTER LINE	PVC	POLYVINYL CHLORIDE
CMC	CONCRETE	PL	PROPERTY LINE
CBW	CONCRETE SIDEWALK	RR	RAILROAD
DBW	EX. DRIVEWAY	ITD ROW	RIGHT OF WAY
EOC	EDGE OF CURB	SL	STREET LIGHT
EOP	EDGE OF PAVEMENT	W-BLDG	WALL TO BUILDING
ETW	ETW LINE	W-P	WALL TO POLE
HH	HANDHOLE	W-W	WALL TO WALL
MH	MANHOLE	P.U.E.	PUBLIC UTILITY EASEMENT
NTS	NOT TO SCALE	C/G	CURB & GUTTER



**PERMITTING AGENCY:
HUNT COUNTY**

PICK UP POINT:
SCENIC DR RAW

PATH FOOTAGE:
BORE = 3432

MATERIALS:
(8) NEW 17'X30" MH
(1) NEW 2'X2' MH
(10) NEW 11'X11'X18" DROP BOX
3267' OF (1)-1.25" DUCT
180' OF (2)-1.25" DUCTS



**Know what's below.
Call before you dig.**

-HDPE AND PVC FOOTAGES DO NOT INCLUDE SWEEPS
-ACTUAL FOOTAGES OF HDPE AND PVC WILL BE NEEDED TO ORDER MATERIALS. PLEASE INCLUDE MEASURED TAPE IN ALL PVCs.
-FRONTIER INSPECTOR SHALL BE PRESENT ON SITE WHEN CONTRACTOR NEEDS TO ACCESS ANY EXISTING FRONTIER FACILITY.

LEGEND

	New Trench
	New Bore
	Existing Gas
	Existing Water
	Existing Telephone
	Existing Sewer
	Existing Storm Drain
	Existing Electric
	Existing Manhole
	Existing Handhole (2'x3' or 17'x30')
	DSLAM
	X-CONNECT
	POWER PEDESTAL
	TELECO PEDESTAL
	3' X 5' FULL BOX
	POLE

**Frontier
COMMUNICATIONS**

JOB ID: 5295528 DATE: 04/30/2022
TITLE: FDH - CO RD 3413
STREET ADDRESS: CO RD 3413
CITY/STATE: LONE OAK, TX 75453 (HUNT COUNTY)
FTR ENGINEER: CORY RIGGS (310) 210-7882
FTR INSPECTOR: JAMES WEST (972) 578-3224

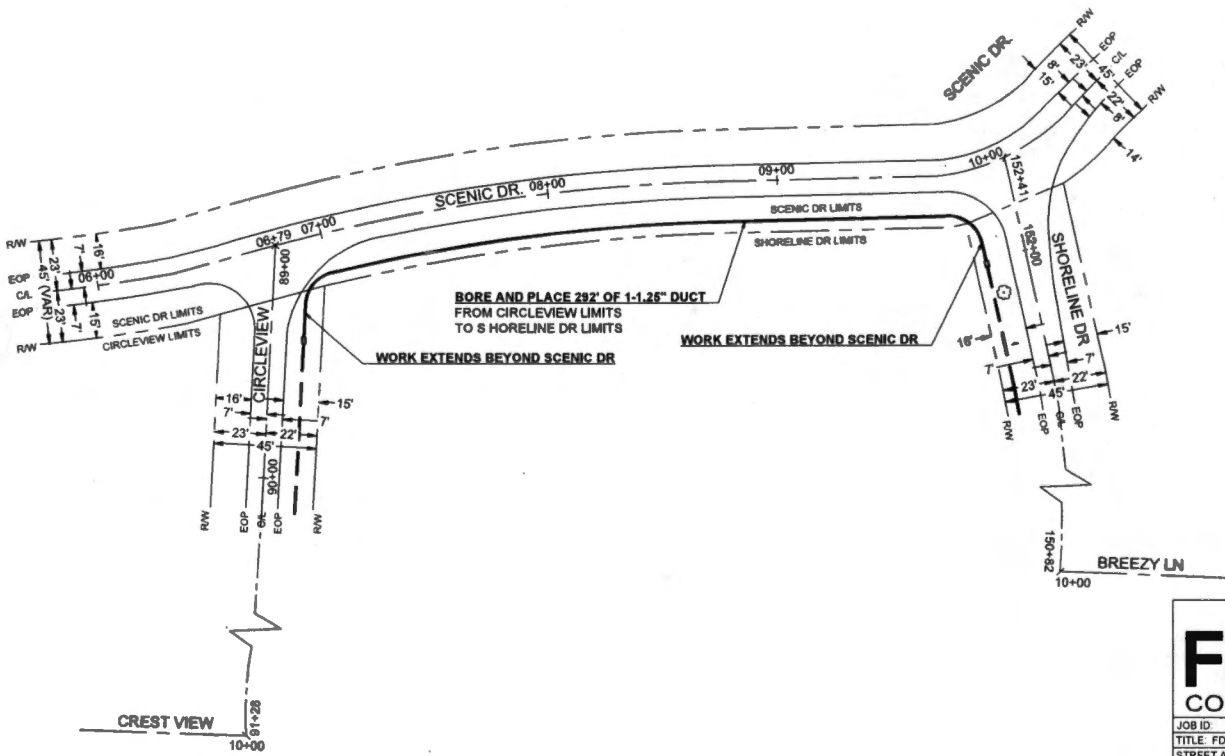
 CHC CONSULTING ENGINEER BY: CHC CONSULTING LLC 1400 W. PARK DRIVE, SUITE 100 FORT WORTH, TX 76104	DRAWN BY: CHC CONSULTING EST. #: SHEET #: 1 OF 6
---	--



Know what's below.
Call before you dig.



SCALE: 1"=40'



Frontier COMMUNICATIONS

JOB ID: 5295526 DATE: 04/30/2022

TITLE: FDH - CO RD 3413

STREET ADDRESS: CO RD 3413

CITY/STATE: LONE OAK TX 75453 (HUNT COUNTY)

FTR ENGINEER: CORY RIGGS (310) 210-7892

FTR INSPECTOR: JAMES WEST (872) 576-3224

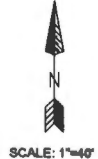
DRAWN BY: CHC CONSULTING

CHC CONSULTING
ENGINEERED BY:
CHC CONSULTING LLC
3880 NW HANCOCK DR, STE 400
SAN DIEGO, CA 92114

EST. #:

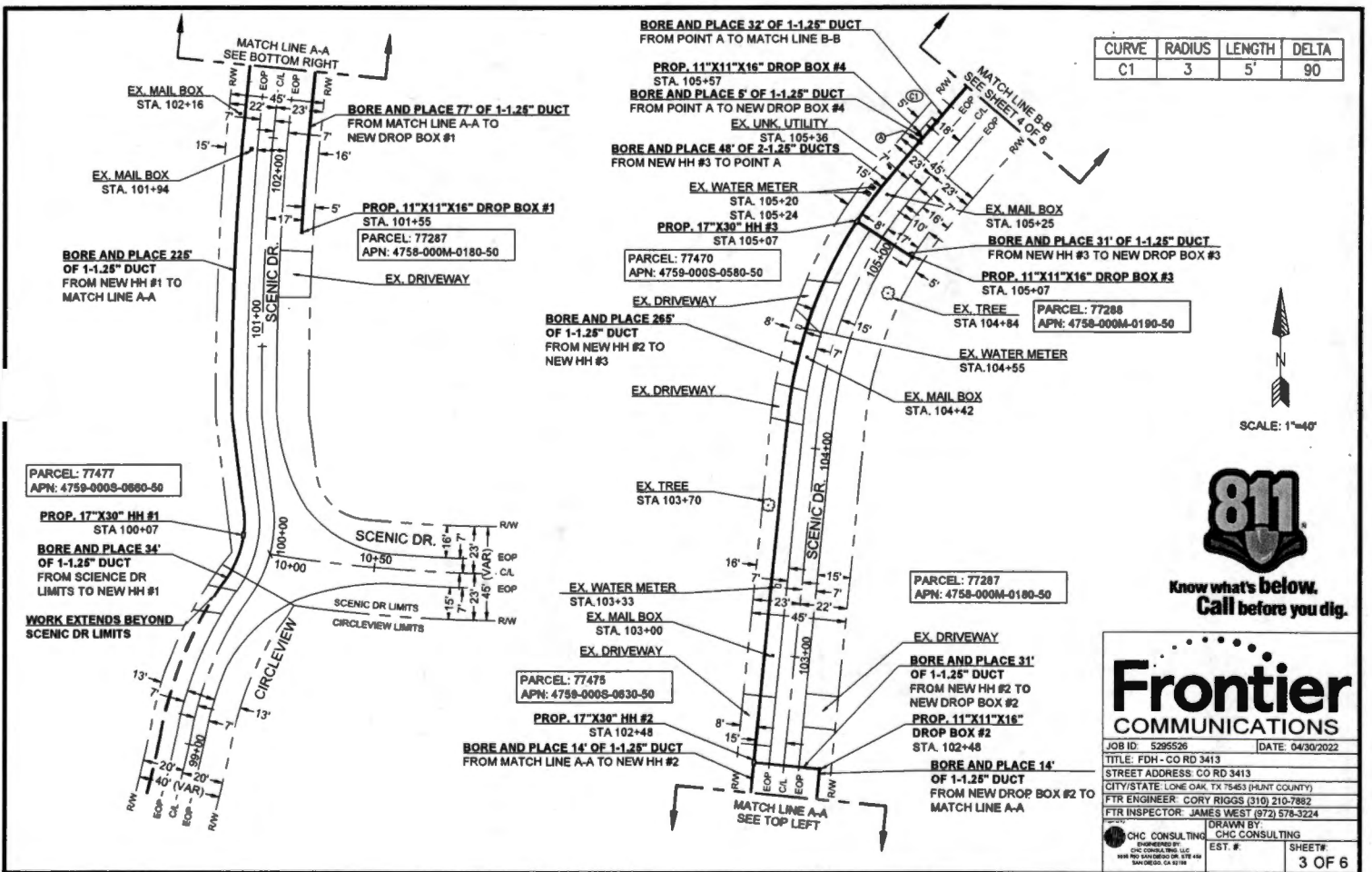
SHEET#
2 OF 6

CURVE	RADIUS	LENGTH	DELTA
C1	3	5'	90

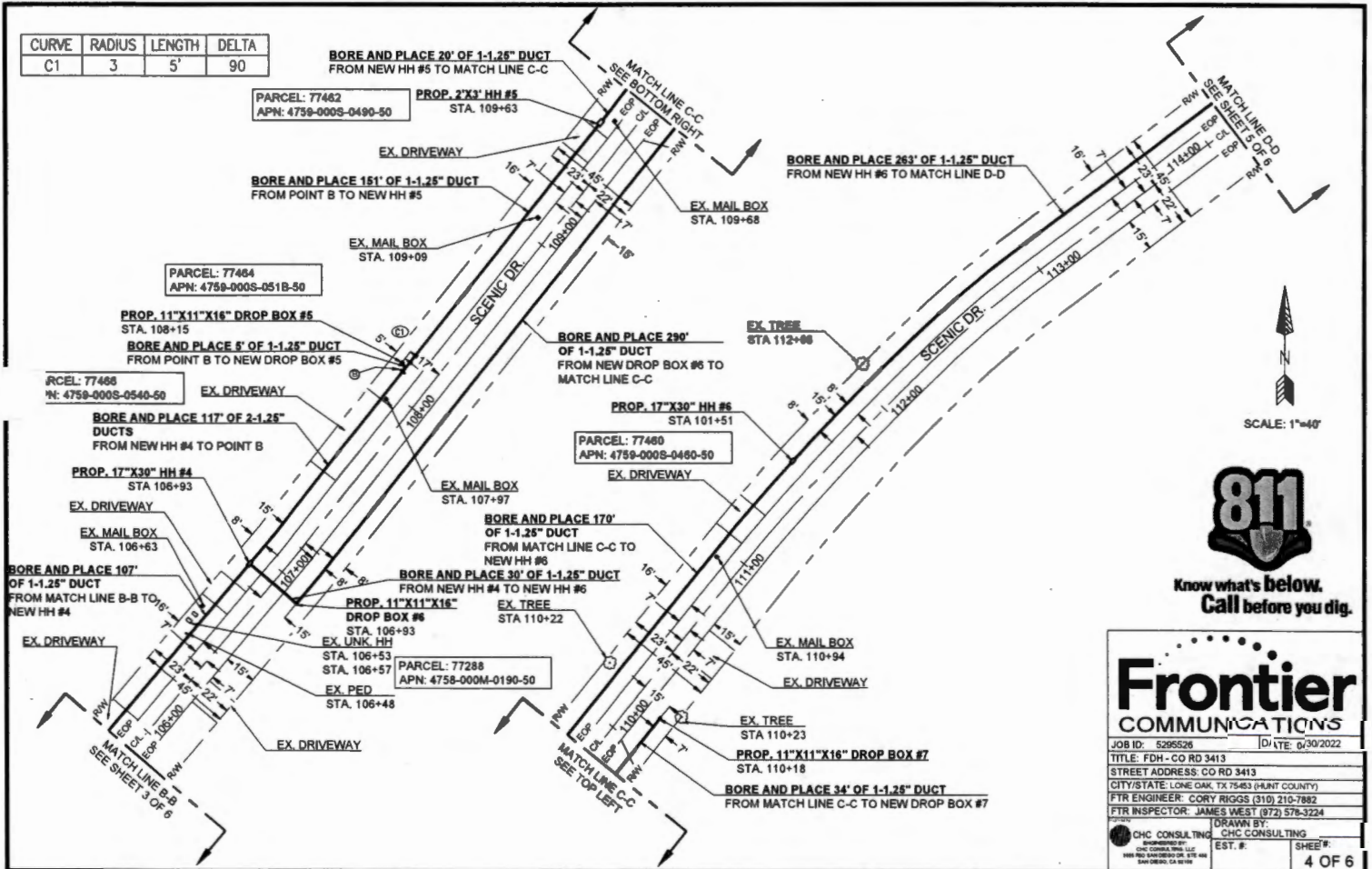


Frontier COMMUNICATIONS

JOB ID: 5295526 DATE: 04/30/2022
 TITLE: FDH - CO RD 3413
 STREET ADDRESS: CO RD 3413
 CITY/STATE: LONE OAK, TX 75463 (HUNT COUNTY)
 FTR ENGINEER: COREY RIGGS (310) 210-7892
 FTR INSPECTOR: JAMES WEST (972) 578-3224
 DRAWN BY: CHC CONSULTING
 EST. #: SHEET#: 3 OF 6



CURVE	RADIUS	LENGTH	DELTA
C1	3	5'	90



SCALE: 1"=40'


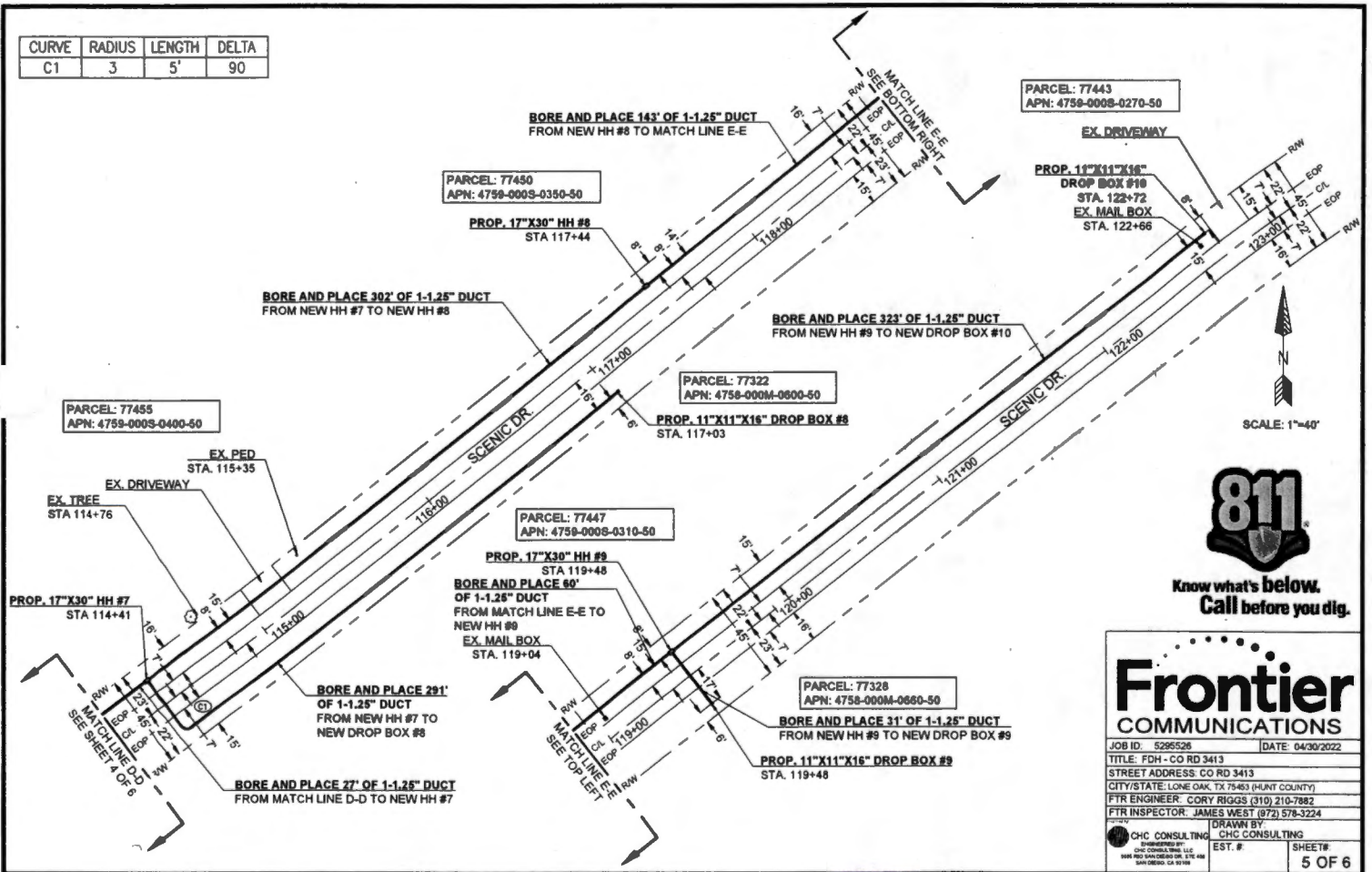


Know what's below.
Call before you dig.

Frontier COMMUNICATIONS

JOB ID: 5295526 | DATE: 01/20/2022
 TITLE: FDH - CO RD 3413
 STREET ADDRESS: CO RD 3413
 CITY/STATE: LONG BEACH, TX 75463 (HUNT COUNTY)
 FTR ENGINEER: CORY RIGGS (310) 210-7882
 FTR INSPECTOR: JAMES WEST (872) 578-3224
 DRAWN BY: CHC CONSULTING
 EST. #: CHC CONSULTING
 SHEET #: 4 OF 6

CURVE	RADIUS	LENGTH	DELTA
C1	3	5'	90

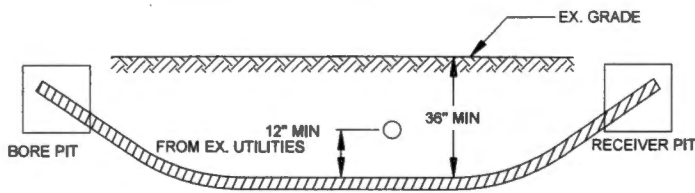


Know what's below.
Call before you dig.

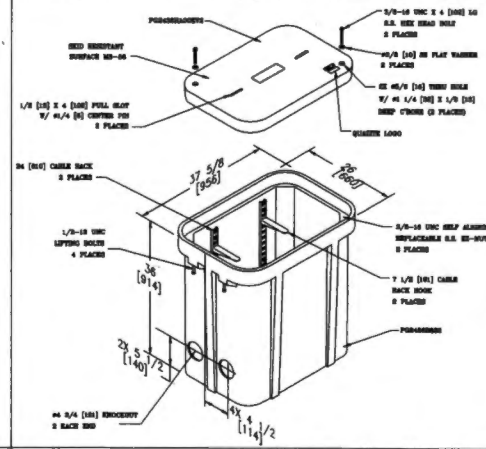
Frontier COMMUNICATIONS

JOB ID: 5295526	DATE: 04/30/2022
TITLE: FDH - CO RD 3413	
STREET ADDRESS: CO RD 3413	
CITY/STATE: LONE OAK, TX 75863 (HUNT COUNTY)	
FTR ENGINEER: CORY RIGGS (310) 210-7882	
FTR INSPECTOR: JAMES WEST (872) 578-3224	
CHC CONSULTING <small>ENGINEERED BY CHC CONSULTING LLC 1800 20th AVENUE SUITE 100 SANTA MONICA, CA 90404</small>	DRAWN BY: CHC CONSULTING EST. #: SHEET #: 5 OF 6

MINIMUM STANDARDS FOR DIRECTIONAL BORING



- PLACE END MARKER WITH UTILITY OWNER'S NAME DESCRIBING CONDUIT
- BORE PIT TO BE BACKFILLED AND COMPACTED IN 12" LIFTS WITH MATERIAL REMOVED
- FLOW OF DITCH MUST BE MAINTAINED AT ALL TIMES
- PROTECT ROOTS AT ALL TREE LOCATIONS, SHIFT BORE TRENCH IF NECESSARY



TYPICAL BORE DETAIL

SCALE
N.T.S. 1

2' X 3' HAND HOLE

SCALE
N.T.S. 2

Frontier
COMMUNICATIONS

JOB ID: 5295526	DATE: 04/30/2022
TITLE: FDH - CO RD 3413	
STREET ADDRESS: CO RD 3413	
CITY/STATE: LONE OAK, TX 75463 (HUNT COUNTY)	
FTR ENGINEER: CORY RIGGS (310) 210-7882	
FTR INSPECTOR: JAMES WEST (872) 578-3224	
DRAWN BY: CHC CONSULTING	
<p>CHC CONSULTING CORPORATED BY CHC CONSULTING, LLC 18800 SANDHURST DR, STE 400 SAN DIEGO, CA 92128</p>	EST. # SHEET # 6 OF 6

17,440 (32)



FILED FOR RECORD
at 1:00 o'clock P M
MAY 10 2022

BECKY LANDRUM
County Clerk, Mont County, Tex.
By

04/28/2022
CHC Consulting
9095 Rio San Diego Dr. Ste 450
San Diego, CA 92108

**FDH/HH Placement/Boring
Project # 5295526**

Greetings,

Frontier communications proposes to place (4) 17"X30" HH, (1) 2'X3' HH, (6) 11"X11"X16" drop box and bore 1,687' to place 1,505' of (1)-1.25" duct and 182' of (2)-1.25" ducts. This request is for road crossings on Circleview.

Please, see the attached construction package for location and proposed work details.

If you have any questions, please contact me at any time.

Sincerely,
Darrin Albrecht
Manager, FTTH Quality Control
Central Region
Darrin.l.albrecht@ftr.com
281-229-0849

Submitted by:
Shellie Brown, CHC Consulting Permit Coordinator
sbrown@chcconsulting.com

County Approval Section:

Approved: _____ Denied: _____

Authorized Signature: _____ Date: _____

**FRONTIER COMMUNICATION
CONSTRUCTION SPECIFICATIONS**

1. Contact Frontier Engineer CORY RIGGS at (310) 210-9882 sixty (60) days prior to need OF service in order to confirm compliance, order materials, and schedule work forces. NOTE: FRONTIER COMMUNICATIONS, INCORPORATED, RESERVES THE RIGHT TO REFUSE ANY CONDUIT, PULL BOXES, MANHOLES, OR UTILITY BOXES THAT DEVIATE FROM PLANS AND SPECIFICATIONS.
2. All conduit riser bands to have a minimum thirty-six (36) inch radius.
3. All horizontal ninety (90) degree bands shall have a minimum radius OF 12.5 feet and all vertical ninety (90) degree bands shall have a minimum radius OF three feet. No more than two ninety (90) degree horizontal bands shall be placed in any single run unless otherwise specified. Contact the Frontier engineer concerning any required deviations.
4. All conduit must be proven using a mandrel no less than a 1/2" smaller than the conduit placed. Wall to wall measurements must be taken with a measured tape and a 3/8" polypropylene pull rope in each duct. An accurate wall to wall measurement OF conduit placed must be As-built on an approved Frontier construction plan. A copy OF the As-built conduit work order must be provided to the Frontier Inspector assigned to your project.
5. Place weatherPROOF caps on all terminated conduits.
6. Approved plastic conduit (PVC Sch. 40, TYPE-C or HDPE (2") is to be used in underground construction unless otherwise specified.
7. Conduit terminated on a pole must be PVC Sch. 80. Location OF riser on pole will be called out by engineering on the construction plan.
8. Conduit placed in same trench with primary power conduit must be separated by a minimum OF twelve (12) inches OF well-graded sand or three inches OF concrete, and have a minimum OF thirty-six (36) inches OF cover when placed behind curb face. All crossings and conduits placed in the driven portion OF the roadway must have a sum OF forty-eight (48) inches OF cover to top OF pipe. CONTACT THE FRONTIER ENGINEER 48 HOURS BEFORE TRENCHING AND UPON COMPLETION OF YOUR STRUCTURES TO SCHEDULE THE FINAL INSPECTION.

**PERMITTING AGENCY:
HUNT COUNTY**

PICK UP POINT:
SCENIC DR RAW

PATH FOOTAGE:
BORE = 1887

MATERIALS:
(4) NEW 17"X30" MH
(1) NEW 27X3" MH
(8) NEW 11"X11"X18" DROP BOX
1500' OF (1)-1.25" DUCT
187' OF (2)-1.25" DUCTS



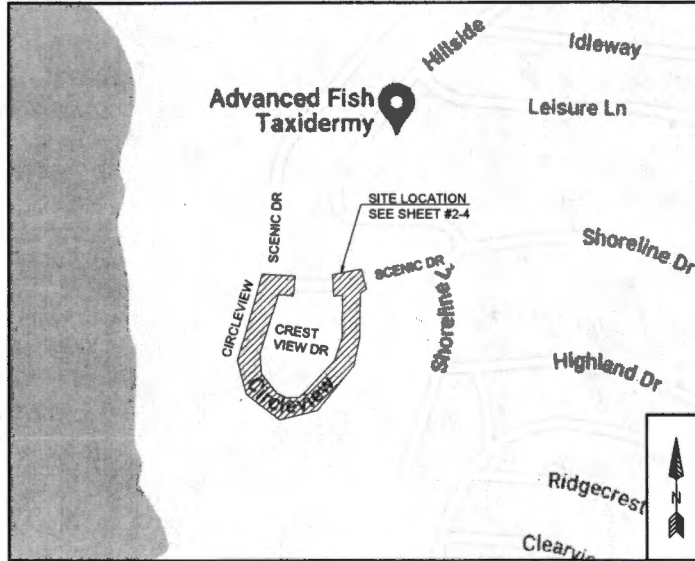
**Know what's below.
Call before you dig.**

CONSTRUCTION PACKAGE

**FDH - CO RD 3413
SCENIC DR & CIRCLEVIEW
LONE OAK, TX 75453**

ABBREVIATIONS

BLDG	BUILDING	PED	PEDESTAL (UTILITY)
CL	CENTER LINE	PVC	POLYVINYL CHLORIDE
CONC	CONCRETE	PL	PROPERTY LINE
CSW	CONCRETE SIDEWALK	RR	RAILROAD
DWY	EX. DRIVEWAY	ITD ROW	RIGHT OF WAY
EOC	EDGE OF CURB	SL	STREET LIGHT
EOP	EDGE OF PAVEMENT	W-BLDG	WALL TO BUILDING
ETW	ETW LINE	W-P	WALL TO POLE
HH	HANDHOLE	W-W	WALL TO WALL
MH	MANHOLE	P.U.E.	PUBLIC UTILITY EASEMENT
NTS	NOT TO SCALE	C&G	CURB & GUTTER



VICINITY MAP
NTS

-HDPE AND PVC FOOTAGES DO NOT INCLUDE SWEEPS
-ACTUAL FOOTAGES OF HDPE AND PVC WILL BE NEEDED TO ORDER MATERIALS. PLEASE INCLUDE MEASURED TAPE IN ALL PVCs.
-FRONTIER INSPECTOR SHALL BE PRESENT ON SITE WHEN CONTRACTOR NEEDS TO ACCESS ANY EXISTING FRONTIER FACILITY.

LEGEND

	New Trench
	New Bore
	Existing Gas
	Existing Water
	Existing Telephone
	Existing Sewer
	Existing Storm Drain
	Existing Electric
	Existing Manhole
	Existing Handhole (2"x3" or 17"x30")
	DSLAM
	X-CONNECT
	POWER PEDESTAL
	TELCO PEDESTAL
	3' x 5' PULL BOX
	POLE

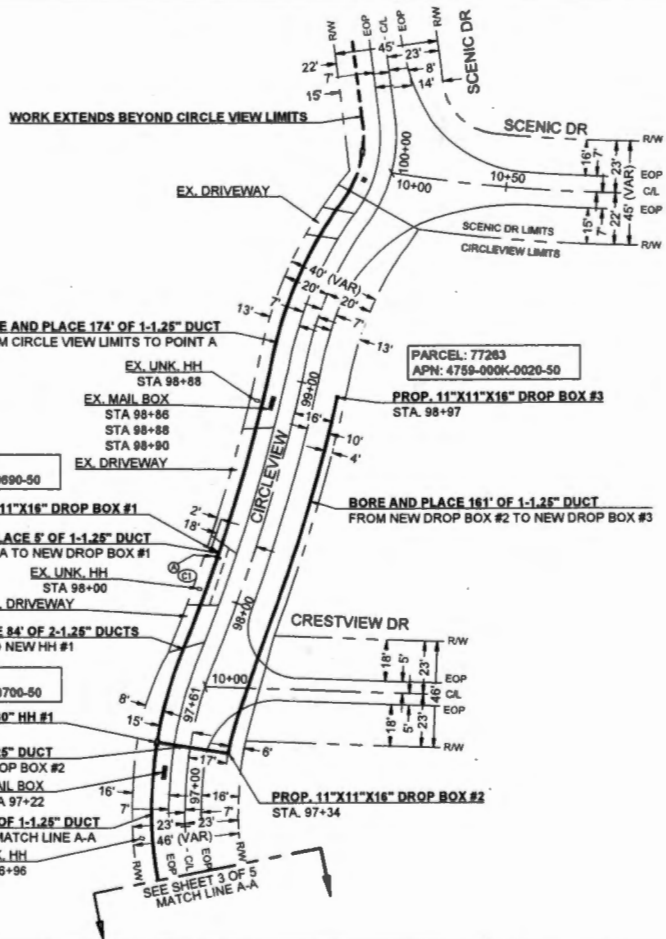
Frontier COMMUNICATIONS

JOB ID: 5295526 DATE: 04/30/2022
 TITLE: FDH - CO RD 3413
 STREET ADDRESS: CO RD 3413
 CITY/STATE: LONE OAK, TX 75453 (HUNT COUNTY)
 FTR ENGINEER: CORY RIGGS (310) 210-9882
 FTR INSPECTOR: JAMES WEST (972) 578-3224

DRAWN BY: CHC CONSULTING
 CHC CONSULTING, INC.
 10000 N. DALLAS STREET, SUITE 400
 DALLAS, TEXAS 75243

EST. # _____ SHEET# 1 OF 5

CURVE	RADIUS	LENGTH	DELTA
C1	3	5'	90°



SCALE: 1"=40'



Know what's below.
Call before you dig.

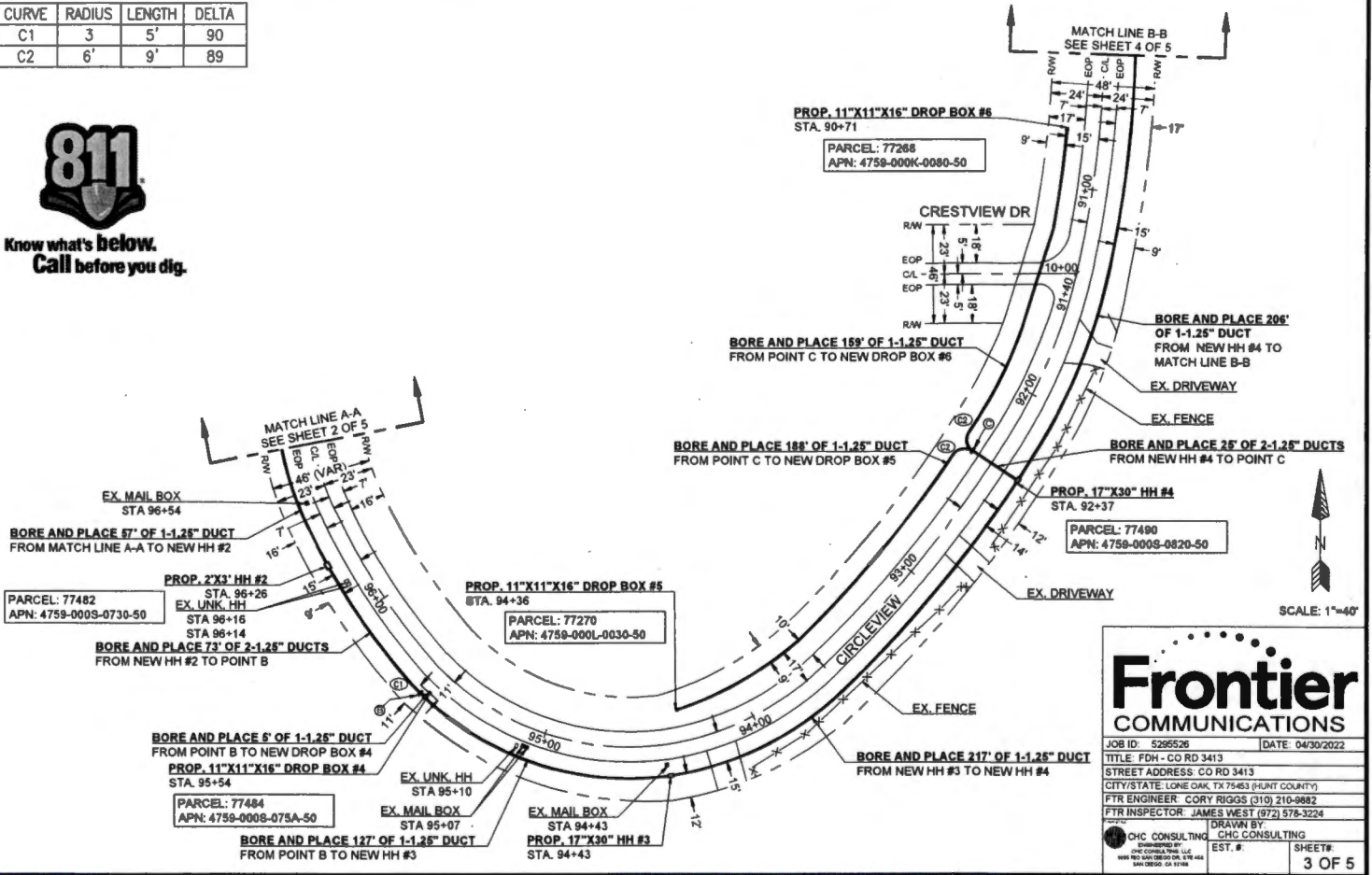
Frontier
COMMUNICATIONS

JOB ID: 5295526	DATE: 04/30/2022
TITLE: FDH - CO RD 3413	
STREET ADDRESS: CO RD 3413	
CITY/STATE: LONE OAK, TX 75143 (HUNT COUNTY)	
FTR ENGINEER: CORY RIGGS (310) 210-9882	
FTR INSPECTOR: JAMES WEST (972) 578-3224	
DRAWN BY: CHC CONSULTING	EST. #
CHC CONSULTING 10000 W. SAN ANTONIO DR. STE 400 DALLAS, TEXAS 75244 WWW.CHCCONSULTING.COM	SHEET # 2 OF 5

CURVE	RADIUS	LENGTH	DELTA
C1	3	5'	90
C2	6'	9'	89



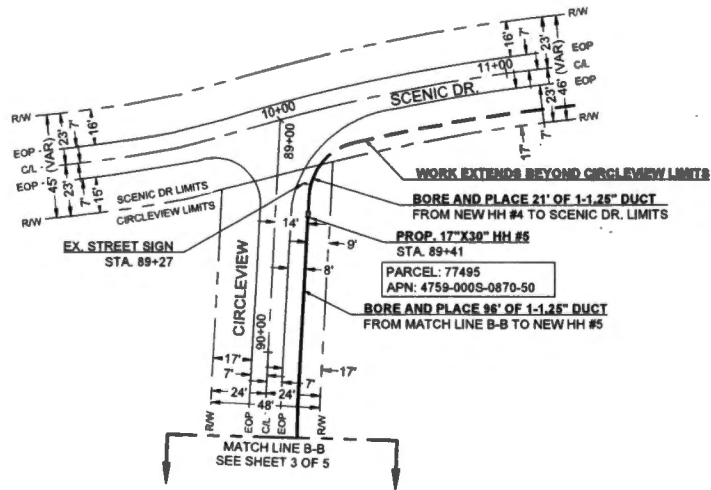
Know what's below.
Call before you dig.



SCALE: 1"=40'

Frontier
COMMUNICATIONS

JOB ID: 5295526	DATE: 04/30/2022
TITLE: FDH - CO RD 3413	
STREET ADDRESS: CO RD 3413	
CITY/STATE: LONE OAK, TX 75463 (HUNT COUNTY)	
FTR ENGINEER: CORY RIGGS (310) 210-9882	
FTR INSPECTOR: JAMES WEST (672) 578-3224	
DRAWN BY: CHC CONSULTING	EST. #:
CHC CONSULTING	SHEET#:
	3 OF 5



Know what's below.
Call before you dig.



SCALE: 1"=40'

Frontier COMMUNICATIONS

JOB ID: 5296528 DATE: 04/30/2022

TITLE: FDH - CO RD 3413

STREET ADDRESS: CO RD 3413

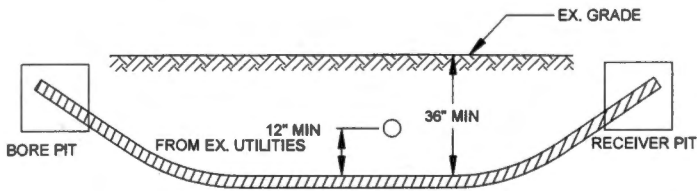
CITY/STATE: LONE OAK, TX 75463 (HUNT COUNTY)

FTR ENGINEER: CORY RIGGS (310) 210-9882

FTR INSPECTOR: JAMES WEST (972) 578-3224

CHC CONSULTING <small>INCORPORATED BY CHC CONSULTING, LLC 1000 WEST 10TH STREET, SUITE 100 DALLAS, TEXAS 75208</small>	DRAWN BY: CHC CONSULTING
	EST. # SHEET # 4 OF 5

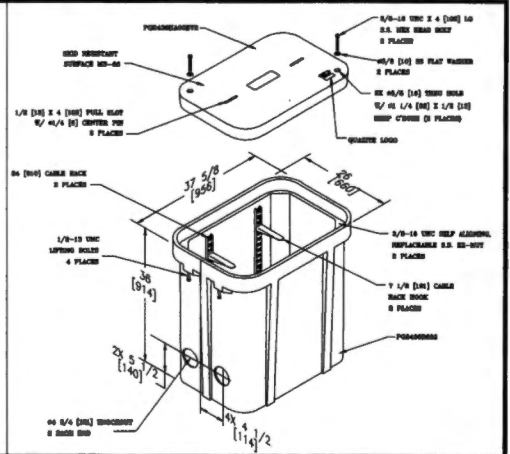
MINIMUM STANDARDS FOR DIRECTIONAL BORING



- PLACE END MARKER WITH UTILITY OWNER'S NAME DESCRIBING CONDUIT
- BORE PIT TO BE BACKFILLED AND COMPACTED IN 12" LIFTS WITH MATERIAL REMOVED
- FLOW OF DITCH MUST BE MAINTAINED AT ALL TIMES
- PROTECT ROOTS AT ALL TREE LOCATIONS, SHIFT BORE TRENCH IF NECESSARY

TYPICAL BORE DETAIL

SCALE 1
N.T.S.



2' X 3' HAND HOLE

SCALE 2
N.T.S.

Frontier COMMUNICATIONS

JOB ID: 5295526 DATE: 04/30/2022

TITLE: FDH - CO RD 3413

STREET ADDRESS: CO RD 3413

CITY/STATE: LONE OAK, TX 75453 (HUNT COUNTY)

FTR ENGINEER: CORY RIGGS (310) 210-9882

FTR INSPECTOR: JAMES WEST (972) 578-3224

CHC CONSULTING DRAWN BY: CHC CONSULTING

EST. # SHEET: 5 OF 5

17,440 (33)



FILED FOR RECORD
at 1:00 o'clock P M

MAY 10 2022

BECKY LANDRUM
County Clerk, Hunt County, Tex.
By

04/28/2022

CHC Consulting

9095 Rio San Diego Dr. Ste 450

San Diego, CA 92108

FDH/HH Placement/Boring

Project # 5295526

Greetings,

Frontier communications proposes to place (1) 11"X11"X16" drop box and bore 171' to place 171' of (1)-1.25" duct. This request is for road crossings on Clearview Dr.

Please, see the attached construction package for location and proposed work details.

If you have any questions, please contact me at any time.

Sincerely,

Darrin Albrecht

Manager, FTTH Quality Control

Central Region

Darrin.l.albrecht@ftr.com

281-229-0849

Submitted by:

Shellie Brown, CHC Consulting Permit Coordinator

sbrown@chcconsulting.com

County Approval Section:

Approved: _____

Denied: _____

Authorized Signature: _____

Date: _____

**FRONTIER COMMUNICATION
CONSTRUCTION SPECIFICATIONS**

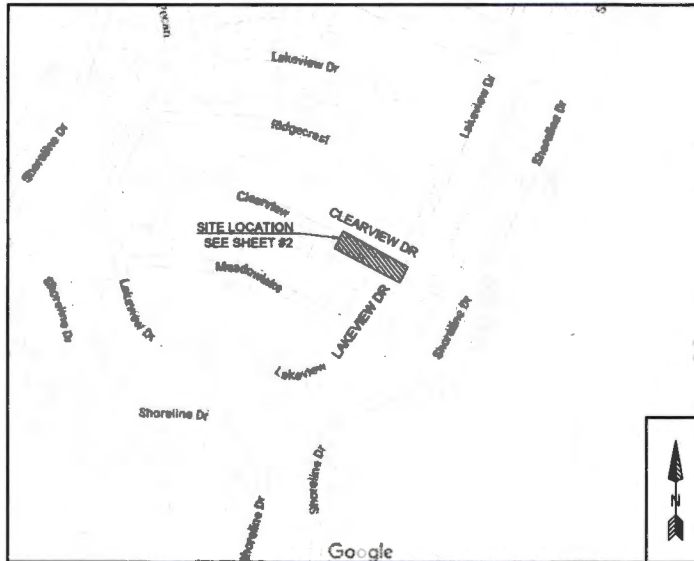
- Contact Frontier Engineer CORY RIGGS at (310) 210-9882 sixty (60) days prior to need OF service in order to confirm compliance, order materials, and schedule work forces. NOTE: FRONTIER COMMUNICATIONS, INCORPORATED, RESERVES THE RIGHT TO REFUSE ANY CONDUIT, PULL BOXES, MANHOLES, OR UTILITY BOXES THAT DEVIATE FROM PLANS AND SPECIFICATIONS.
- All conduit tier bands to have a minimum thirty-six (36) inch radius.
- All horizontal ninety (90) degree bends shall have a minimum radius OF 12.5 feet and all vertical ninety (90) degree bends shall have a minimum radius OF three feet. No more than two ninety (90) degree horizontal bends shall be placed in any single run unless otherwise specified. Contact the Frontier engineer concerning any required deviations.
- All conduit must be proven using a mandrel no less than a 1/2" smaller than the conduit placed. Wall to wall measurements must be taken with a measured tape and a 3/8" polypropylene pull rope in each duct. An accurate wall to wall measurement OF conduit placed must be As-built on an approved Frontier construction plan. A copy OF the As-built conduit work order must be provided to the Frontier Inspector assigned to your project.
- Place weatherproof caps on all terminated conduits.
- Approved plastic conduit (PVC Sels. 40, TYPE-C or HDPE (2") is to be used in underground construction unless otherwise specified.
- Conduit terminated on a pole must be PVC Sels. 80. Location OF tier on pole will be called out by engineering on the construction plan.
- Conduit placed in same trench with primary power conduit must be separated by a minimum OF twelve (12) inches OF well-packed sand or three inches OF concrete, and a minimum OF thirty-six (36) inches OF cover when placed behind curb face. All at crossings and conduits placed in the driven portion OF the roadway must have a minimum OF forty-eight (48) inches OF cover to top OF pipe. CONTACT THE FRONTIER PECTOR 48 HOURS BEFORE TRENCHING AND UPON COMPLETION OF YOUR SUBSTRUCTURES TO SCHEDULE THE FINAL INSPECTION.

CONSTRUCTION PACKAGE

FDH - CO RD 3413
LAKEVIEW DR & CLEARVIEW DR
LONE OAK, TX 75453

ABBREVIATIONS

BLDG	BUILDING	PED	PEDESTAL (UTILITY)
CL	CENTER LINE	PVC	POLYVINYL CHLORIDE
CONC	CONCRETE	P/L	PROPERTY LINE
CSW	CONCRETE SIDEWALK	RR	RAILROAD
DRWY	DRIVEWAY	RAW	RIGHT OF WAY
EOC	EDGE OF CURB	SL	STREET LIGHT
EOP	EDGE OF PAVEMENT	W-BLDG	WALL TO BUILDING
ETW	ETW LINE	W-P	WALL TO POLE
ETW	ETW LINE	W-W	WALL TO WALL
HH	HANDHOLE	P.U.E.	PUBLIC UTILITY EASEMENT
MH	MANHOLE	P.S.E.	PUBLIC SERVICE EASEMENT
NTS	NOT TO SCALE	C/G	CURB & GUTTER



VICINITY MAP
NTS

**PERMITTING AGENCY:
HUNT COUNTY**

PICK UP POINT: LAKEVIEW DR LIMITS
PATH FOOTAGE: BORE = 171'
MATERIALS: (1) NEW 11"x11"x16" DROP BOX
171' OF (1)-1.25" DUCT



Know what's below.
Call before you dig.

-HDPE AND PVC FOOTAGES DO NOT INCLUDE SWEEPS
-ACTUAL FOOTAGES OF HDPE AND PVC WILL BE NEEDED TO ORDER MATERIALS. PLEASE INCLUDE MEASURED TAPE IN ALL PVCs.
-FRONTIER INSPECTOR SHALL BE PRESENT ON SITE WHEN CONTRACTOR NEEDS TO ACCESS ANY EXISTING FRONTIER FACILITY.


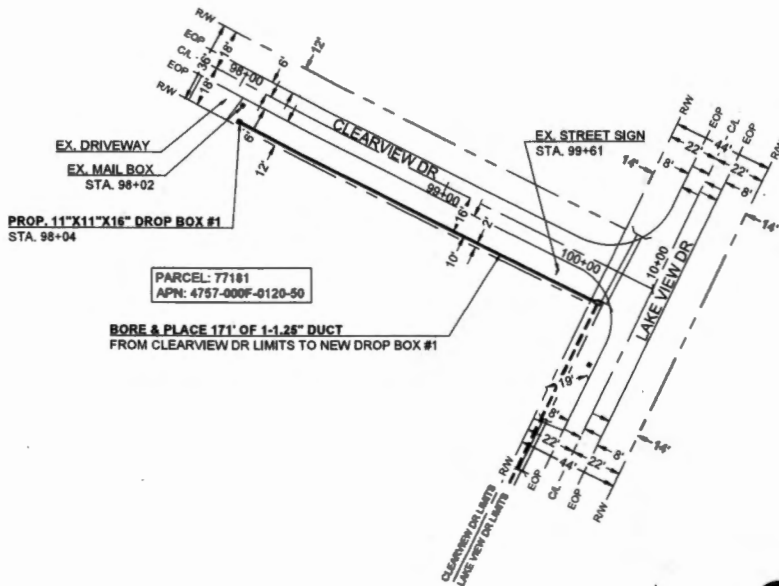
LEGEND

	New Trench
	New Bore
	Existing Gas
	Existing Water
	Existing Telephone
	Existing Sewer
	Existing Storm Drain
	Existing Electric
	Existing Manhole
	Existing Handhole (2'x3' or 17"x30")
	OSLAM
	X-CONNECT
	POWER PEDESTAL
	TELEC PEDESTAL
	3' x 5' PULL BOX
	POLE

Frontier COMMUNICATIONS

JOB ID: 529526 DATE: 04/30/2022
TITLE: FDH - CO RD 3413
STREET ADDRESS: CO RD 3413
CITY/STATE: LONE OAK, TX 75453 (HUNT COUNTY)
FTR ENGINEER: CORY RIGGS (310) 210-9882
FTR INSPECTOR: JAMES WEST (972) 578-3224

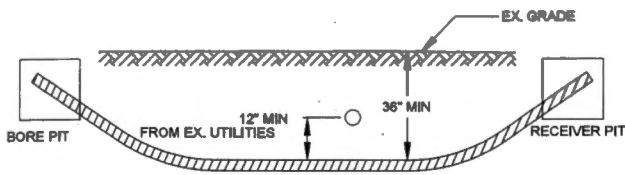
	CHC CONSULTING
EST. #	SHEET #
	1 OF 3



Know what's below. Call before you dig.

<h1>Frontier COMMUNICATIONS</h1>	
JOB ID: 5295528	DATE: 04/30/2022
TITLE: FDH - CO RD 3413	
STREET ADDRESS: CO RD 3413	
CITY/STATE: LONE OAK, TX 75453 (HUNT COUNTY)	
FTR ENGINEER: CORY RIGGS (310) 210-9882	
FTR INSPECTOR: JAMES WEST (972) 578-3224	
CHC CONSULTING ENGINEERED BY CORY RIGGS, P.E. 2004 NEW YORK ROAD, SUITE 100 LONE OAK, TX 75448	DRAWN BY: CHC CONSULTING EST. #
SHEET: 2 OF 3	

MINIMUM STANDARDS FOR DIRECTIONAL BORING



- PLACE END MARKER WITH UTILITY OWNER'S NAME DESCRIBING CONDUIT
- BORE PIT TO BE BACKFILLED AND COMPACTED IN 12" LIFTS WITH MATERIAL REMOVED
- FLOW OF DITCH MUST BE MAINTAINED AT ALL TIMES
- PROTECT ROOTS AT ALL TREE LOCATIONS, SHIFT BORE TRENCH IF NECESSARY

TYPICAL BORE DETAIL

SCALE
N.T.S. 1

Frontier
COMMUNICATIONS

JOB ID: 5295526		DATE: 04/30/2022
TITLE: FDH - CO RD 3413		
STREET ADDRESS: CO RD 3413		
CITY/STATE: LONE OAK, TX 75463 (HUNT COUNTY)		
FTR ENGINEER: CORY RIGGS (310) 210-9882		
FTR INSPECTOR: JAMES WEST (972) 578-3224		
CHC CONSULTING <small>INCORPORATED BY CHC CONSULTING, LLC 8001 WEST 34TH STREET SUITE 100 FORT WORTH, TX 76133</small>	DRAWN BY: CHC CONSULTING	
	EST. #:	SHEET #:
		3 OF 3

17,440 (34)



FILED FOR RECORD
at 1:00 o'clock P M

MAY 10 2022

BECKY LANDRUM
County Clerk, Hunt County, Tex.
By

04/28/2022
CHC Consulting
9095 Rio San Diego Dr. Ste 450
San Diego, CA 92108

**FDH/HH Placement/Boring
Project # 5295526**

Greetings,

Frontier communications proposes to place (1) 17"X30" HH and bore 114' to place 114' of (1)-1.25" duct. This request is for road crossings on Easy St.

Please, see the attached construction package for location and proposed work details.

If you have any questions, please contact me at any time.

Sincerely,
Darrin Albrecht
Manager, FTTH Quality Control
Central Region
Darrin.l.albrecht@ftr.com
281-229-0849

Submitted by:
Shellie Brown, CHC Consulting Permit Coordinator
sbrown@chcconsulting.com

County Approval Section:

Approved: _____ Denied: _____

Authorized Signature: _____ Date: _____

**FRONTIER COMMUNICATION
CONSTRUCTION SPECIFICATIONS**

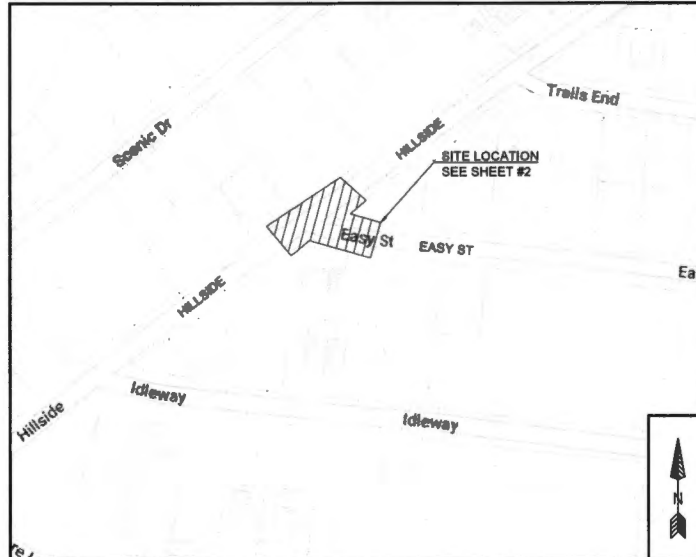
1. Contact Frontier Engineer CORY RIGGS at (310) 210-9882 sixty (60) days prior to need OF service in order to confirm compliance, order materials, and schedule work forces. NOTE: FRONTIER COMMUNICATIONS, INCORPORATED, RESERVES THE RIGHT TO REFUSE ANY CONDUIT, PULL BOXES, MANHOLES, OR UTILITY BOXES THAT DEVIATE FROM PLANS AND SPECIFICATIONS.
2. All conduit rear bends to have a minimum thirty-six (36) inch radius.
3. All horizontal ninety (90) degree bends shall have a minimum radius OF 12.5 feet and all vertical ninety (90) degree bends shall have a minimum radius OF three feet. No more than two ninety (90) degree horizontal bends shall be placed in any single run unless otherwise specified. Contact the Frontier engineer concerning any required deviations.
4. All conduit must be proven using a mandrel no less than a 1/2" smaller than the conduit placed. Wall to wall measurements must be taken with a measured tape and a 3/8" polypropylene pull rope in each duct. An accurate wall to wall measurement OF conduit placed must be As-built on an approved Frontier construction plan. A copy OF the As-built conduit work order must be provided to the Frontier inspector assigned to your project.
5. Place weatherproof caps on all terminated conduits.
6. Approved plastic conduit (PVC Sch. 40, TYPE-C or HDPE (2") is to be used in underground construction unless otherwise specified.
7. Conduit terminated on a pole must be PVC Sch. 80. Location OF fiber on pole will be called out by engineering on the construction plan.
8. Conduit placed in same trench with primary power conduit must be separated by a minimum OF twelve (12) inches OF well-packed sand or three inches OF concrete, and have a minimum OF thirty-six (36) inches OF cover when placed behind curb face. All street crossings and conduits placed in the driven portion OF the roadway must have a minimum OF forty-eight (48) inches OF cover to top OF pipe. CONTACT THE FRONTIER ENGINEER 48 HOURS BEFORE TRENCHING AND UPON COMPLETION OF YOUR STRUCTURES TO SCHEDULE THE FINAL INSPECTION.

CONSTRUCTION PACKAGE

**FDH - CO RD 3412
EASY ST & HILLSIDE
LONE OAK, TX 75453**

ABBREVIATIONS

BLDG	BUILDING	PED	PEDESTAL (UTILITY)
CL	CENTER LINE	PVC	POLYVINYL CHLORIDE
CONC	CONCRETE	PL	PROPERTY LINE
CSW	CONCRETE SIDEWALK	RR	RAILROAD
DWY	EX. DRIVEWAY	ITD ROW	RIGHT OF WAY
EOC	EDGE OF CURB	SL	STREET LIGHT
EOP	EDGE OF PAVEMENT	W-BLDG	WALL TO BUILDING
ETW	ETW LINE	W-P	WALL TO POLE
HH	HANDHOLE	W-W	WALL TO WALL
MH	MANHOLE	P.U.E.	PUBLIC UTILITY EASEMENT
NTS	NOT TO SCALE	C/G	CURB & GUTTER



**PERMITTING AGENCY:
HUNT COUNTY**

PICK UP POINT: HILLSIDE LIMITS
PATH FOOTAGE: BORE = 114'
MATERIALS:
(1) NEW 17"x30" MH
114' OF (1)-1.25" DUCT



**Know what's below.
Call before you dig.**

VICINITY MAP
NTS


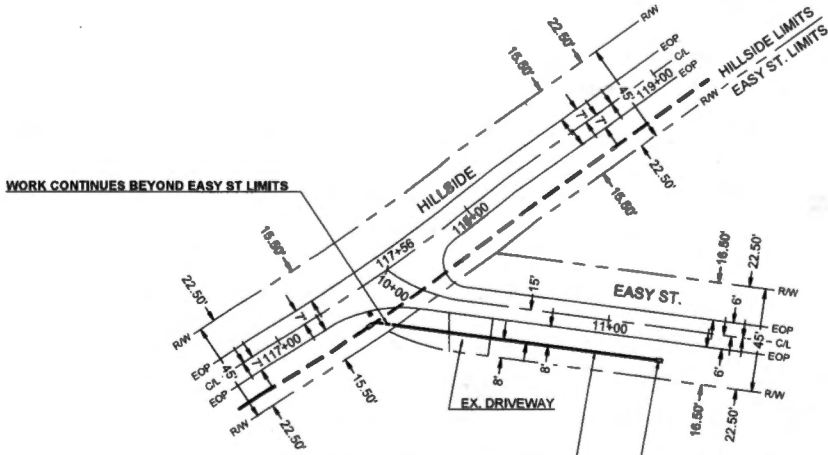
-HDPE AND PVC FOOTAGES DO NOT INCLUDE SWEEPS
-ACTUAL FOOTAGES OF HDPE AND PVC WILL BE NEEDED TO ORDER MATERIALS. PLEASE INCLUDE MEASURED TAPE IN ALL PVCs.
-FRONTIER INSPECTOR SHALL BE PRESENT ON SITE WHEN CONTRACTOR NEEDS TO ACCESS ANY EXISTING FRONTIER FACILITY.

LEGEND

	New Trench
	New Bore
	Existing Gas
	Existing Water
	Existing Telephone
	Existing Sewer
	Existing Storm Drain
	Existing Electric
	Existing Manhole
	Existing Handhole (2'x3' or 17'x30')
	DSLAM
	X-CONNECT
	POWER PEDESTAL
	TELECO PEDESTAL
	3' x 3' PULL BOX
	POLE



JOB ID: S295526	DATE: 04/30/2022
TITLE: FDH - CO RD 3412	
STREET ADDRESS: CO RD 3412	
CITY/STATE: LONE OAK, TX 75453 (HUNT COUNTY)	
PTR ENGINEER: CORY RIGGS (310) 210-9882	
PTR INSPECTOR: JAMES WEST (872) 578-3224	
DESIGNED BY: CHC CONSULTING	DRAWN BY: CHC CONSULTING
EST. #	SHEET #
	1 OF 3



Frontier COMMUNICATIONS

JOB ID: 5295526 DATE: 04/30/2022

TITLE: FDH - CO RD 3412

STREET ADDRESS: CO RD 3412

CITY/STATE: LONE OAK, TX 75843 (HUNT COUNTY)

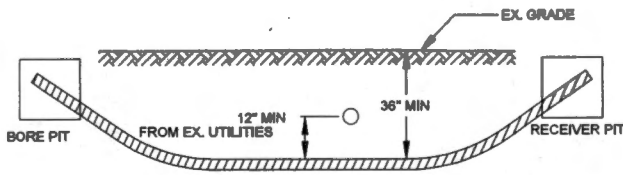
FTR ENGINEER: CORY RIGGS (310) 210-9882

FTR INSPECTOR: JAMES WEST (972) 578-3224

CHC CONSULTING
DRAWN BY: CHC CONSULTING
EST. #:

SHEET#:
2 OF 3

MINIMUM STANDARDS FOR DIRECTIONAL BORING




- PLACE END MARKER WITH UTILITY OWNER'S NAME DESCRIBING CONDUIT
- BORE PIT TO BE BACKFILLED AND COMPACTED IN 12" LIFTS WITH MATERIAL REMOVED
- FLOW OF DITCH MUST BE MAINTAINED AT ALL TIMES
- PROTECT ROOTS AT ALL TREE LOCATIONS, SHIFT BORE TRENCH IF NECESSARY

TYPICAL BORE DETAIL

SCALE
N.T.S. 1

Frontier
COMMUNICATIONS

JOB ID: 5295526	DATE: 04/30/2022
TITLE: FDH - CO RD 3412	
STREET ADDRESS: CO RD 3412	
CITY/STATE: LONE OAK, TX 75453 (HUNT COUNTY)	
FTR ENGINEER: CORY RIGGS (310) 210-9882	
FTR INSPECTOR: JAMES WEST (972) 578-3224	
DRAWN BY CHC CONSULTING	
 CHC CONSULTING <small>INCORPORATED BY CHC CONSULTING, L.L.C. 10000 SAN ANTONIO DR. STE 400 SAN ANTONIO, TX 78203</small>	EST. # SHEET# 3 OF 3

17,440 (35)



FILED FOR RECORD
at 1:00 o'clock P M

MAY 10 2022

BECKY LANDRUM
County Clerk, Hunt County, Tex.
By

04/28/2022
CHC Consulting
9095 Rio San Diego Dr. Ste 450
San Diego, CA 92108

**FDH/HH Placement/Boring
Project # 5295526**

Greetings,

Frontier communications proposes to place (3) 17"X30" HH, (1) 2'X3' HH, (2) 11"X11"X16" drop box and bore 884' to place 884' of (1)-1.25" duct. This request is for road crossings on Highland Dr.

Please, see the attached construction package for location and proposed work details.

If you have any questions, please contact me at any time.

Sincerely,
Darrin Albrecht
Manager, FTTH Quality Control
Central Region
Darrin.l.albrecht@ftr.com
281-229-0849

Submitted by:
Shellie Brown, CHC Consulting Permit Coordinator
sbrown@chcconsulting.com

County Approval Section:

Approved: _____ Denied: _____

Authorized Signature: _____ Date: _____

**FRONTIER COMMUNICATION
CONSTRUCTION SPECIFICATIONS**

- Contact Frontier Engineer CORY RIGGS at (310) 210-9882 sixty (60) days prior to need of service in order to confirm compliance, order materials, and schedule work forces. NOTE: FRONTIER COMMUNICATIONS, INCORPORATED, RESERVES THE RIGHT TO REFUSE ANY CONDUIT, PULL BOXES, MANHOLES, OR UTILITY BOXES THAT DEVIATE FROM PLANS AND SPECIFICATIONS.
- All conduit riser bends to have a minimum thirty-six (36) inch radius.
- All horizontal ninety (90) degree bends shall have a minimum radius of 12.5 feet and all vertical ninety (90) degree bends shall have a minimum radius of three feet. No more than two ninety (90) degree horizontal bends shall be placed in any single run unless otherwise specified. Contact the Frontier engineer concerning any required deviations.
- All conduit must be proven using a mandrel no less than a 1/2" smaller than the conduit placed. Wall to wall measurements must be taken with a measured tape and a 3/8" polypropylene pull rope in each duct. An accurate wall to wall measurement of conduit placed must be As-built on an approved Frontier construction plan. A copy of the As-built conduit work order must be provided to the Frontier Inspector assigned to your project.
- Place weatherproof caps on all terminated conduits.
- Approved plastic conduit (PVC Sch. 40, TYPE-C or HDPE (2") is to be used in underground construction unless otherwise specified.
- Conduit terminated on a pole must be PVC Sch. 80. Location of riser on pole will be called out by engineering on the construction plan.
- Conduit placed in same trench with primary power conduit must be separated by a minimum of twelve (12) inches of well-pointed sand or three inches of concrete, and have a minimum of thirty-six (36) inches of cover when placed behind curb face. All street crossings and conduits placed in the driveway portion of the roadway must have a minimum of forty-eight (48) inches of cover to top of pipe. CONTACT THE FRONTIER INSPECTOR 48 HOURS BEFORE TRENCHING AND UPON COMPLETION OF YOUR STRUCTURES TO SCHEDULE THE FINAL INSPECTION.

**PERMITTING AGENCY:
HUNT COUNTY**

PICK UP POINT:
SHORELINE DR
LIMITS

PATH FOOTAGE:
BORE = 894'

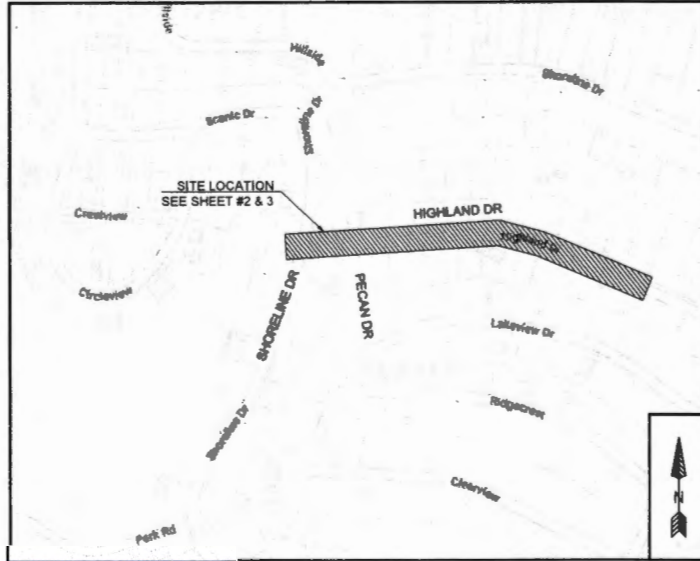
MATERIALS:
(3) NEW 17'X30" MH
(1) NEW 2'X3' MH
(2) NEW 11'X11'X16" DROP BOX
894' OF (1)-1.25" DUCT



**Know what's below.
Call before you dig.**

CONSTRUCTION PACKAGE

**FDH - CO RD 3413
SHORELINE DR & HIGHLAND DR
LONE OAK, TX 75453**



VICINITY MAP
HTS

-HDPE AND PVC FOOTAGES DO NOT INCLUDE SWEEPS
-ACTUAL FOOTAGES OF HDPE AND PVC WILL BE NEEDED TO ORDER MATERIALS. PLEASE INCLUDE MEASURED TAPE IN ALL PVCs.
-FRONTIER INSPECTOR SHALL BE PRESENT ON SITE WHEN CONTRACTOR NEEDS TO ACCESS ANY EXISTING FRONTIER FACILITY.

ABBREVIATIONS

BLDG	BUILDING	PEDESTAL (UTILITY)
CL	CENTER LINE	PVC
CONC	CONCRETE	PAL
CSW	CONCRETE SIDEWALK	RR
DWY	DRIVEWAY	R/W
ECC	EDGE OF CURB	SL
EOP	EDGE OF PAVEMENT	W-BLDG
ETW	ETW LINE	W-P
EH	HANDHOLE	W-W
MH	MANHOLE	P.U.E.
NTS	NOT TO SCALE	P.S.E.
		CG

LEGEND

	New Trench
	New Bore
	Existing Gas
	Existing Water
	Existing Telephone
	Existing Sewer
	Existing Storm Drain
	Existing Electric
	Existing Manhole
	Existing Handhole (2'x3' or 17'x30')
	DUAL
	X-CONNECT
	POWER PEDESTAL
	TELCO PEDESTAL
	3' x 5' PULL BOX
	POLE

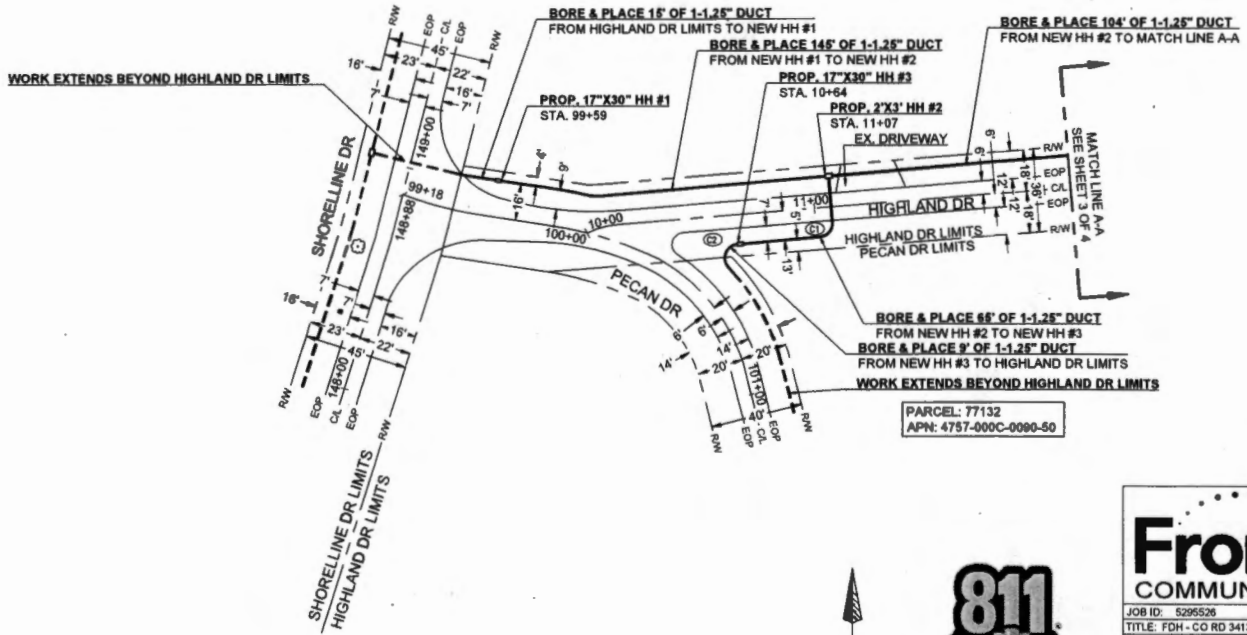
**Frontier
COMMUNICATIONS**

JOB ID: 5295528 DATE: 04/30/2022
TITLE: FDH - CO RD 3413
STREET ADDRESS: CO RD 3413
CITY/STATE: LONE OAK, TX 75453 (HUNT COUNTY)
FTR ENGINEER: CORY RIGGS (310) 210-9882
FTR INSPECTOR: JAMES WEST (972) 578-3224
DRAWN BY: CHC CONSULTING
CHC CONSULTING
SHEETS: 1 OF 4

CURVE	RADIUS	LENGTH	DELTA
C1	6'	9'	90°
C2	6'	13'	126°

PARCEL: 121951
APN: 4757-000B-0210-50

PARCEL: 77132
APN: 4757-000C-0090-50



SCALE: 1"=40'



Know what's below.
Call before you dig.

Frontier COMMUNICATIONS

JOB ID: 5295526 DATE: 04/30/2022

TITLE: FDH - CO RD 3413

STREET ADDRESS: CO RD 3413

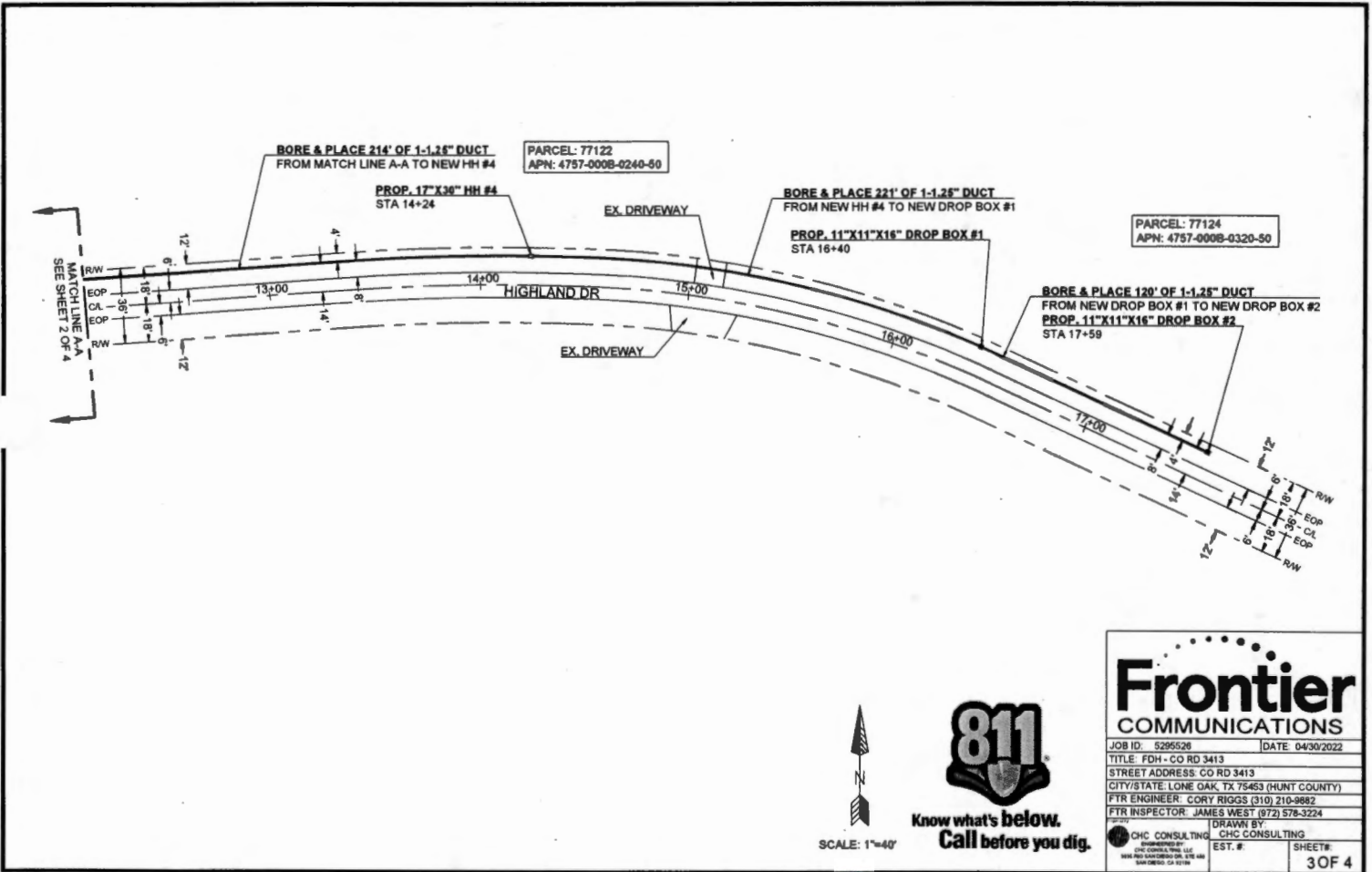
CITY/STATE: LONE OAK, TX 75453 (HUNT COUNTY)

FTR ENGINEER: CORY RIGGS (310) 210-8882

FTR INSPECTOR: JAMES WEST (972) 578-3224

DRAWN BY: CHC CONSULTING

EST. #: SHEETS: 2 OF 4



Frontier COMMUNICATIONS

JOB ID: 5295528 DATE: 04/30/2022

TITLE: FDH - CO RD 3413

STREET ADDRESS: CO RD 3413

CITY/STATE: LONE OAK, TX 75453 (HUNT COUNTY)

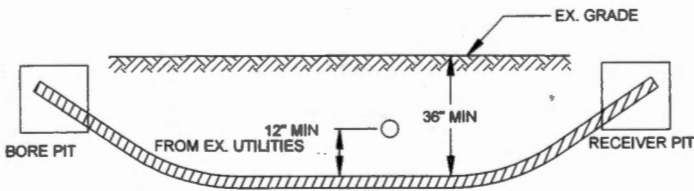
FTR ENGINEER: CORY RIGGS (310) 210-9882

FTR INSPECTOR: JAMES WEST (972) 578-3224

CHC CONSULTING DRAWN BY: CHC CONSULTING

EST. # SHEET: 3 OF 4

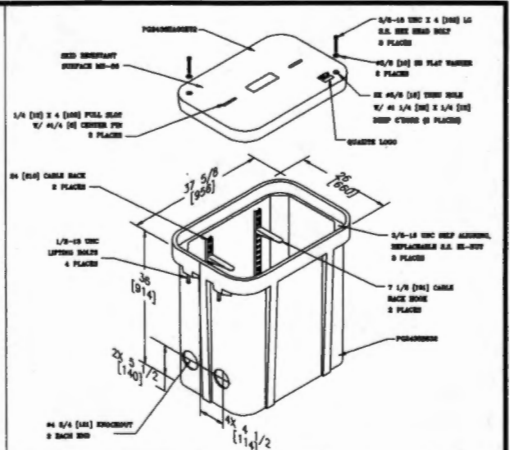
MINIMUM STANDARDS FOR DIRECTIONAL BORING



- PLACE END MARKER WITH UTILITY OWNER'S NAME DESCRIBING CONDUIT
- BORE PIT TO BE BACKFILLED AND COMPACTED IN 12" LIFTS WITH MATERIAL REMOVED
- FLOW OF DITCH MUST BE MAINTAINED AT ALL TIMES
- PROTECT ROOTS AT ALL TREE LOCATIONS, SHIFT BORE TRENCH IF NECESSARY

TYPICAL BORE DETAIL

SCALE 1
N.T.S.



2' X 3' HAND HOLE

SCALE 2
N.T.S.

Frontier COMMUNICATIONS

JOB ID: 5295526 | DATE: 04/30/2022

TITLE: FDH - CO RD 3413

STREET ADDRESS: S. CO RD 3413

CITY/STATE: LONE OAK, TX 75453 (HUNT COUNTY)

FTR ENGINEER: CORY RIGGS (310) 210-9882

FTR INSPECTOR: JAMES WEST (972) 579-3224

DRAWN BY: CHC CONSULTING

EST. #

SHEET# 4 OF 4

17,440 (36)



FILED FOR RECORD
at 1:00 o'clock PM M

MAY 10 2022

BECKY LANDRUM
County Clerk, Hunt County, Tex.
By [Signature]

04/28/2022
CHC Consulting
9095 Rio San Diego Dr. Ste 450
San Diego, CA 92108

**FDH/HH Placement/Boring
Project # 5295526**

Greetings,

Frontier communications proposes to place (1) 17"X30" HH and bore 134' to place 134' of (1)-1.25" duct. This request is for road crossings on CR 3412.

Please, see the attached construction package for location and proposed work details.

If you have any questions, please contact me at any time.

Sincerely,
Darrin Albrecht
Manager, FTTH Quality Control
Central Region
Darrin.l.albrecht@ftr.com
281-229-0849

Submitted by:
Shellie Brown, CHC Consulting Permit Coordinator
sbrown@chcconsulting.com

County Approval Section:

Approved: _____ Denied: _____

Authorized Signature: _____ Date: _____

**FRONTIER COMMUNICATION
CONSTRUCTION SPECIFICATIONS**

1. Contact Frontier Engineer CORY RIGGS at (310) 210-9882 sixty (60) days prior to need OF service in order to confirm compliance, order materials, and schedule work forces. NOTE: FRONTIER COMMUNICATIONS, INCORPORATED, RESERVES THE RIGHT TO REFUSE ANY CONDUIT, PULL BOXES, MANHOLES, OR UTILITY BOXES THAT DEVIATE FROM PLANS AND SPECIFICATIONS.
2. All conduit riser bends to have a minimum thirty-six (36) inch radius.
3. All horizontal ninety (90) degree bends shall have a minimum radius OF 12.5 feet and all vertical ninety (90) degree bends shall have a minimum radius OF three feet. No more than two ninety (90) degree horizontal bends shall be placed in any single run unless otherwise specified. Contact the Frontier engineer concerning any required deviations.
4. All conduit must be proven using a mandrel no less than a 1/2" smaller than the conduit placed. Wall to wall measurements must be taken with a measured tape and a 3/8" polypropylene pull rope in each duct. An accurate wall to wall measurement OF conduit placed must be As-built on an approved Frontier construction plan. A copy OF the As-built conduit work order must be provided to the Frontier Inspector assigned to your project.
5. Place weatherproof caps on all terminated conduits.
6. Approved plastic conduit (PVC Sch. 40, TYPE-C or HDPE (2") is to be used in underground construction unless otherwise specified.
7. Conduit terminated on a pole must be PVC Sch. 80. Location OF riser on pole will be called out by engineering on the construction plan.
8. Conduit placed in same trench with primary power conduit must be separated by a minimum OF twelve (12) inches OF well-packed sand or three inches OF concrete, and have a minimum OF thirty-six (36) inches OF cover when placed behind curb face. All crossings and conduits placed in the driven portion OF the roadway must have a min OF forty-eight (48) inches OF cover to top OF pipe. CONTACT THE FRONTIER SCTOR 48 HOURS BEFORE TRENCHING AND UPON COMPLETION OF YOUR STRUCTURES TO SCHEDULE THE FINAL INSPECTION.

**PERMITTING AGENCY:
HUNT COUNTY**

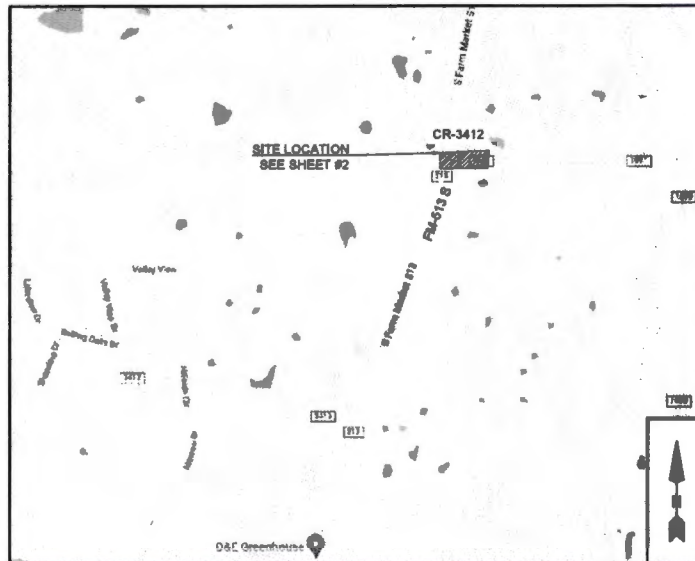
PICK UP POINT: CR-3412
PATH FOOTAGE: BORE = 134'
MATERIALS: (1) NEW 17'x30" NH
134' OF (1)-1.25" DUCT



**Know what's below.
Call before you dig.**

CONSTRUCTION PACKAGE

**FDH - CO RD 3413
CR-3413 & HILLSIDE CIR
LONE OAK, TX 75453**



**VICINITY MAP
NTS**

-HDPE AND PVC FOOTAGES DO NOT INCLUDE SWEEPS
-ACTUAL FOOTAGES OF HDPE AND PVC WILL BE NEEDED TO ORDER MATERIALS. PLEASE INCLUDE MEASURED TAPE IN ALL PVCS.
-FRONTIER INSPECTOR SHALL BE PRESENT ON SITE WHEN CONTRACTOR NEEDS TO ACCESS ANY EXISTING FRONTIER FACILITY.

ABBREVIATIONS

BLDG	BUILDING	PED	PEDESTAL (UTILITY)
CL	CENTER LINE	PVC	POLYVINYL CHLORIDE
CONC	CONCRETE	PL	PROPERTY LINE
CSW	CONCRETE SIDEWALK	RR	RAILROAD
DWY	EX. DRIVEWAY	ITD ROW	RIGHT OF WAY
ECC	EDGE OF CURB	SL	STREET LIGHT
EOP	EDGE OF PAVEMENT	W-BLDG	WALL TO BUILDING
ETW	ETW LINE	W-P	WALL TO POLE
MH	HANDHOLE	W-W	WALL TO WALL
MH	MANHOLE	P.U.E.	PUBLIC UTILITY EASEMENT
NTS	NOT TO SCALE	C&G	CURB & GUTTER

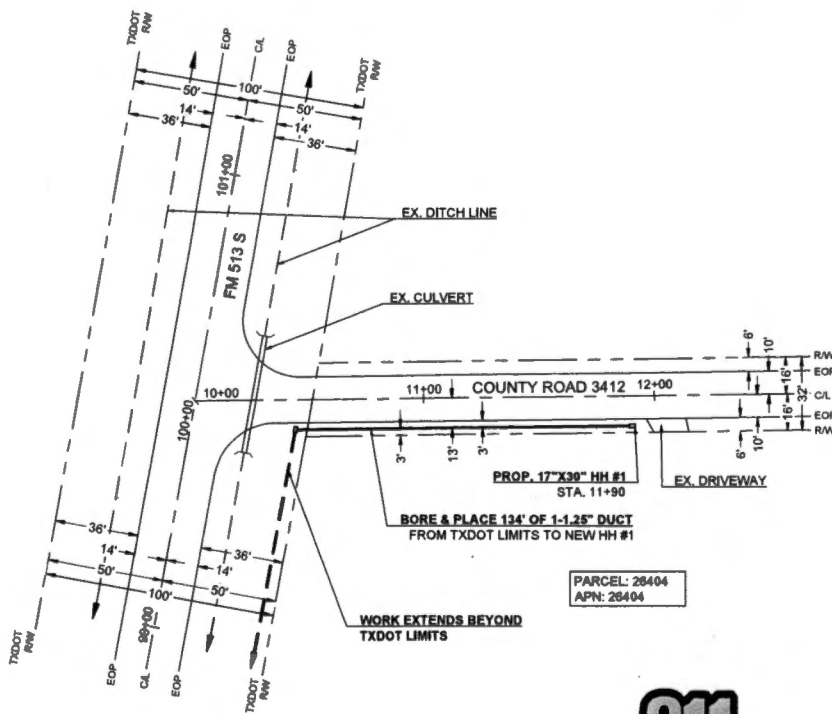
LEGEND

	New Trench
	New Bone
	Existing Gas
	Existing Water
	Existing Telephone
	Existing Sewer
	Existing Storm Drain
	Existing Electric
	Existing Manhole
	Existing Handhole (2'x3' or 17'x30')
	DSLAM
	X-CONNECT
	POWER PEDESTAL
	TELECO PEDESTAL
	3' x 5' PULL BOX
	POLE

**Frontier
COMMUNICATIONS**

JOB ID: 5295526 DATE: 04/30/2022
TITLE: FDH - CO RD 3413
STREET ADDRESS: CO RD 3413
CITY/STATE: LONE OAK, TX 75453 (HUNT COUNTY)
FTR ENGINEER: CORY RIGGS (310) 210-9882
FTR INSPECTOR: JAMES WEST (972) 578-3224

DRAWN BY: CHC CONSULTING
CHC CONSULTING
10000 N. DALLAS ST., SUITE 100
DALLAS, TX 75243
EST. #: SHEET #
1 OF 3



PARCEL: 28404
APN: 28404

WORK EXTENDS BEYOND TXDOT LIMITS



Know what's below.
Call before you dig.



SCALE: 1"=40'

Frontier COMMUNICATIONS

JOB ID: 5295526 DATE: 04/30/2022

TITLE: FDH - CO RD 3413

STREET ADDRESS: CO RD 3413

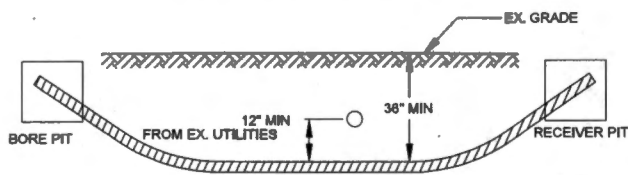
CITY/STATE: LONE OAK, TX 75463 (HUNT COUNTY)

FTR ENGINEER: CORY RIGGS (310) 210-9882

FTR INSPECTOR: JAMES WEST (872) 578-3224

 <small>CHC CONSULTING CORPORATION 10000 WILSON ROAD, SUITE 100 HOUSTON, TEXAS 77036</small>	DRAWN BY: CHC CONSULTING	SHEET # 2 OF 3
	EST. #	

MINIMUM STANDARDS FOR DIRECTIONAL BORING



- PLACE END MARKER WITH UTILITY OWNER'S NAME DESCRIBING CONDUIT
- BORE PIT TO BE BACKFILLED AND COMPACTED IN 12" LIFTS WITH MATERIAL REMOVED
- FLOW OF DITCH MUST BE MAINTAINED AT ALL TIMES
- PROTECT ROOTS AT ALL TREE LOCATIONS, SHIFT BORE TRENCH IF NECESSARY

TYPICAL BORE DETAIL

SCALE
N.T.S. 1

Frontier COMMUNICATIONS

JOB ID: 5295526 DATE: 04/30/2022

TITLE: FDH - CO RD 3413

STREET ADDRESS: CO RD 3413

CITY/STATE: LONE OAK, TX 75463 (HUNT COUNTY)

FTR ENGINEER: CORY RIGGS (310) 210-9882

FTR INSPECTOR: JAMES WEST (972) 578-3224

DRAWN BY: CHC CONSULTING

EST. #

SHEET# 3 OF 3

CHC CONSULTING
INCORPORATED BY
CHC CONSULTING, L.L.C.
8000 40th STREET, SUITE 400
DALLAS, TEXAS 75241

17,440 (37)



FILED FOR RECORD
at 1:00 o'clock P M

MAY 10 2022

BECKY LANDRUM
County Clerk, Hunt County, Tex.
By

04/28/2022

CHC Consulting

9095 Rio San Diego Dr. Ste 450

San Diego, CA 92108

FDH/HH Placement/Boring

Project # 5295526

Greetings,

Frontier communications proposes to place (1) 17"X30" HH, (1) 11"X11"X16" drop box and bore 138' to place 138' of (1)-1.25" duct. This request is for road crossings on Leisure Ln.

Please, see the attached construction package for location and proposed work details.

If you have any questions, please contact me at any time.

Sincerely,

Darrin Albrecht

Manager, FTTH Quality Control

Central Region

Darrin.l.albrecht@ftr.com

281-229-0849

Submitted by:

Shellie Brown, CHC Consulting Permit Coordinator

sbrown@chcconsulting.com

County Approval Section:

Approved: _____

Denied: _____

Authorized Signature: _____

Date: _____

**FRONTIER COMMUNICATION
CONSTRUCTION SPECIFICATIONS**

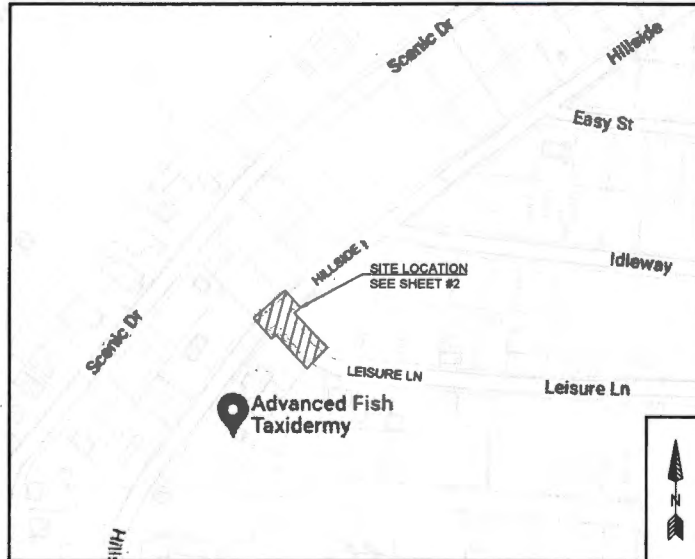
1. Contact Frontier Engineer CORY RIGGS at (310) 210-8882 sixty (60) days prior to need of service in order to confirm compliance, order materials, and schedule work forces. NOTE: FRONTIER COMMUNICATIONS, INCORPORATED, RESERVES THE RIGHT TO REFUSE ANY CONDUIT, PULL BOXES, MANHOLES, OR UTILITY BOXES THAT DEVIATE FROM PLANS AND SPECIFICATIONS.
2. All conduit riser bends to have a minimum thirty-six (36) inch radius.
3. All horizontal ninety (90) degree bends shall have a minimum radius of 12.5 feet and all vertical ninety (90) degree bends shall have a minimum radius of three feet. No more than two ninety (90) degree horizontal bends shall be placed in any single run unless otherwise specified. Contact the Frontier engineer concerning any required deviations.
4. All conduit must be proven using a mandrel no less than a 1/2" smaller than the conduit placed. Wall to wall measurements must be taken with a measured tape and a 3/8" polypropylene pull rope in each duct. An accurate wall to wall measurement of conduit placed must be As-built on an approved Frontier construction plan. A copy of the As-built conduit work order must be provided to the Frontier inspector assigned to your project.
5. Place weatherPROOF caps on all terminated conduits.
6. Approved plastic conduit (PVC Sch. 40, TYPE-C or HDPE (2") is to be used in underground construction unless otherwise specified.
7. Conduit terminated on a pole must be PVC Sch. 80. Location of riser on pole will be called out by engineering on the construction plan.
8. Conduit placed in same trench with primary power conduit must be separated by a minimum of twelve (12) inches of well-packed sand or three inches of concrete, and have a minimum of thirty-six (36) inches of cover when placed behind curb face. All crossings and conduits placed in the driven portion of the roadway must have a man of forty-eight (48) inches of cover to top of pipe. CONTACT THE FRONTIER ENGINEER 48 HOURS BEFORE TRENCHING AND UPON COMPLETION OF YOUR STRUCTURES TO SCHEDULE THE FINAL INSPECTION.

CONSTRUCTION PACKAGE

FDH - CO RD 3412
LEISURE LN & HILLSIDE
LONE OAK, TX 75453

ABBREVIATIONS

BLDG	BUILDING	PED	PEDESTAL (UTILITY)
CL	CENTER LINE	PVC	POLYVINYL CHLORIDE
CONC	CONCRETE	PL	PROPERTY LINE
CSW	CONCRETE SIDEWALK	RR	RAILROAD
DWY	EX. DRIVEWAY	ITD ROW	RIGHT OF WAY
EOC	EDGE OF CURB	SL	STREET LIGHT
EOP	EDGE OF PAVEMENT	W-BLDG	WALL TO BUILDING
ETW	ETW LINE	W-P	WALL TO POLE
HH	HANDHOLE	W-W	WALL TO WALL
MH	MANHOLE	P.U.E.	PUBLIC UTILITY EASEMENT
NTS	NOT TO SCALE	C/G	CURB & GUTTER



VICINITY MAP
NTS

**PERMITTING AGENCY:
HUNT COUNTY**

PICK UP POINT: HILLSIDE LIMITS
PATH FOOTAGE: BORE = 138'
MATERIALS:
(1) NEW 17"x30" MH
(1) NEW 11"x11"x16" DROP BOX
138' OF (1)-1.25" DUCT



Know what's below.
Call before you dig.

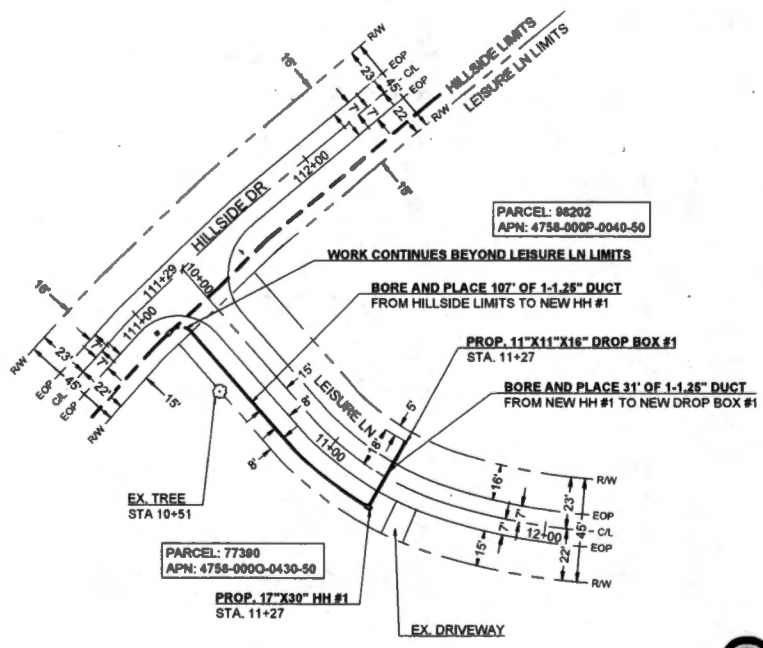
-HDPE AND PVC FOOTAGES DO NOT INCLUDE SWEEPS
-ACTUAL FOOTAGES OF HDPE AND PVC WILL BE NEEDED TO ORDER MATERIALS. PLEASE INCLUDE MEASURED TAPE IN ALL PVCs.
-FRONTIER INSPECTOR SHALL BE PRESENT ON SITE WHEN CONTRACTOR NEEDS TO ACCESS ANY EXISTING FRONTIER FACILITY.

LEGEND

	New Trench
	New Bore
	Existing Gas
	Existing Water
	Existing Telephone
	Existing Sewer
	Existing Storm Drain
	Existing Electric
	Existing Manhole
	Existing Manhole (2'x3' or 17'x30')
	DSLAM
	X-CONNECT
	POWER PEDESTAL
	TELECO PEDESTAL
	3' x 5' PULL BOX
	POLE

Frontier COMMUNICATIONS

JOB ID: 5295526 DATE: 04/30/2022
TITLE: FDH - CO RD 3412
STREET ADDRESS: CO RD 3412
CITY/STATE: LONE OAK, TX 75453 (HUNT COUNTY)
FTR ENGINEER: CORY RIGGS (310) 210-8882
FTR INSPECTOR: JAMES WEST (972) 578-3224
DRAWN BY: CHC CONSULTING
EST. #:
SHEET: 1 OF 3



PARCEL: 98202
 APN: 4758-000P-0040-50

PARCEL: 77390
 APN: 4758-000O-0430-50



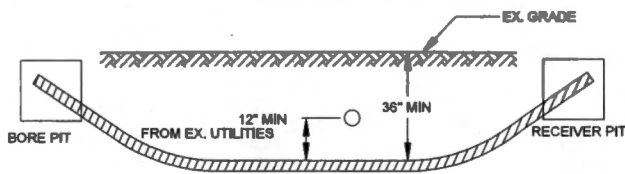
SCALE: 1"=40'



Know what's below.
 Call before you dig.

Frontier COMMUNICATIONS	
JOB ID: 5295526	DATE: 04/30/2022
TITLE: FDH - CO RD 3412	
STREET ADDRESS: CO RD 3412	
CITY/STATE: LONE OAK, TX 75453 (HUNT COUNTY)	
FTR ENGINEER: CORY RIGGS (310) 210-8882	
FTR INSPECTOR: JAMES WEST (972) 578-3224	
DRAWN BY: CHC CONSULTING	EST. #
SHEET # 2 OF 3	

MINIMUM STANDARDS FOR DIRECTIONAL BORING



- PLACE END MARKER WITH UTILITY OWNER'S NAME DESCRIBING CONDUIT
- BORE PIT TO BE BACKFILLED AND COMPACTED IN 12" LIFTS WITH MATERIAL REMOVED
- FLOW OF DITCH MUST BE MAINTAINED AT ALL TIMES
- PROTECT ROOTS AT ALL TREE LOCATIONS. SHIFT BORE TRENCH IF NECESSARY

TYPICAL BORE DETAIL

SCALE
N.T.S. 1

Frontier
COMMUNICATIONS

JOB ID: 5285526	DATE: 04/30/2022
TITLE: FDH - CO RD 3412	
STREET ADDRESS: CO RD 3412	
CITY/STATE: LONE OAK, TX 75463 (HUNT COUNTY)	
FTR ENGINEER: CORY RIGGS (310) 210-8882	
FTR INSPECTOR: JAMES WEST (972) 578-3224	
DRAWN BY: CHC CONSULTING	
CHC CONSULTING ENGINEERED BY: CHC CONSULTING, LLC 10000 P.O. BOX 080000, STE 410 DALLAS, TEXAS 75208	EST. #: SHEETS: 3 OF 3

17.440 (38)



FILED FOR RECORD
at 1:00 o'clock P M

MAY 10 2022

BECKY LANDRUM
County Clerk, Hunt County, Tex.
By

04/28/2022

CHC Consulting

9095 Rio San Diego Dr. Ste 450

San Diego, CA 92108

FDH/HH Placement/Boring

Project # 5295526

Greetings,

Frontier communications proposes to place (1) 17"X30" HH and bore 305' to place 305' of (1)-1.25" duct. This request is for road crossings on Meadowlake.

Please, see the attached construction package for location and proposed work details.

If you have any questions, please contact me at any time.

Sincerely,

Darrin Albrecht

Manager, FTTH Quality Control

Central Region

Darrin.I.albrecht@ftr.com

281-229-0849

Submitted by:

Shellie Brown, CHC Consulting Permit Coordinator

sbrown@chcconsulting.com

County Approval Section:

Approved: _____

Denied: _____

Authorized Signature: _____

Date: _____

**FRONTIER COMMUNICATION
CONSTRUCTION SPECIFICATIONS**

1. Contact Frontier Engineer CORY RIGGS at (310) 210-9882 sixty (60) days prior to need OF service in order to confirm compliance, order materials, and schedule work forces. NOTE: FRONTIER COMMUNICATIONS, INCORPORATED, RESERVES THE RIGHT TO REFUSE ANY CONDUIT, PULL BOXES, MANHOLES, OR UTILITY BOXES THAT DEVIATE FROM PLANS AND SPECIFICATIONS.
2. All conduit riser bends to have a minimum thirty-six (36) inch radius.
3. All horizontal ninety (90) degree bends shall have a minimum radius OF 12.5 feet and all vertical ninety (90) degree bends shall have a minimum radius OF three feet. No more than two ninety (90) degree horizontal bends shall be placed in any single run unless otherwise specified. Contact the Frontier engineer concerning any required deviations.
4. All conduit must be proven using a mandrel no less than a 1/2" smaller than the conduit placed. Wall to wall measurements must be taken with a measured tape and a 3/8" polypropylene pull rope in each duct. An accurate wall to wall measurement OF conduit placed must be As-built on an approved Frontier construction plan. A copy OF the As-built conduit work order must be provided to the Frontier Inspector assigned to your project.
5. Place weatherproof caps on all terminated conduits.
6. Approved plastic conduit (PVC Sch. 40, TYPE-C or HDPE (2") is to be used in underground construction unless otherwise specified.
7. Conduit terminated on a pole must be PVC Sch. 90. Location OF riser on pole will be called out by engineering on the construction plan.
8. Conduit placed in same trench with primary power conduit must be separated by a minimum OF twelve (12) inches OF well-padded sand or three inches OF concrete, and have a minimum OF thirty-six (36) inches OF cover when placed behind curb faces. All all crossings and conduits placed in the driven portion OF the roadway must have a minimum OF forty-eight (48) inches OF cover to top OF pipe. CONTACT THE FRONTIER PECTOR 48 HOURS BEFORE TRENCHING AND UPON COMPLETION OF YOUR BSTRUCTURES TO SCHEDULE THE FINAL INSPECTION.

**PERMITTING AGENCY:
HUNT COUNTY**

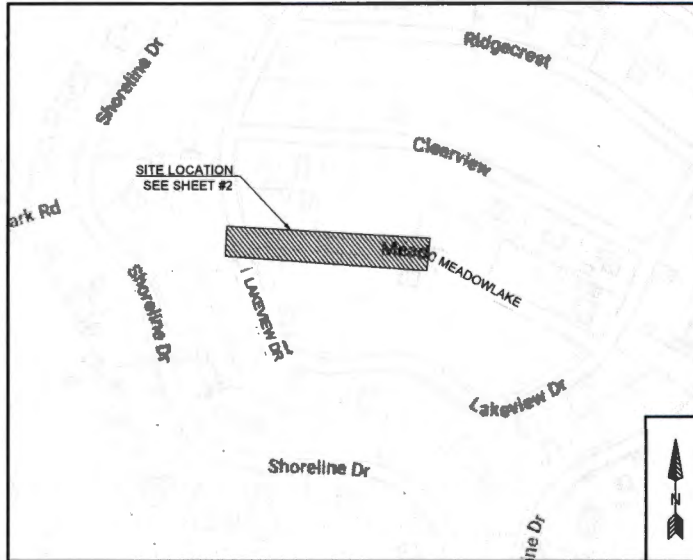
PICK UP POINT: LAKEVIEW DR LIMITS
PATH FOOTAGE: BORE = 305'
MATERIALS: (1) NEW 17"x30" HH
305' OF (1)-1.25" DUCT



**Know what's below.
Call before you dig.**

CONSTRUCTION PACKAGE

FDH - CO RD 3413
MEADOWLAKE & LAKEVIEW DR
LONE OAK, TX 75453



VICINITY MAP
WTS

-HDPE AND PVC FOOTAGES DO NOT INCLUDE SWEEPS
-ACTUAL FOOTAGES OF HDPE AND PVC WILL BE NEEDED TO ORDER MATERIALS. PLEASE INCLUDE MEASURED TAPE IN ALL PVCS.
-FRONTIER INSPECTOR SHALL BE PRESENT ON SITE WHEN CONTRACTOR NEEDS TO ACCESS ANY EXISTING FRONTIER FACILITY.

ABBREVIATIONS

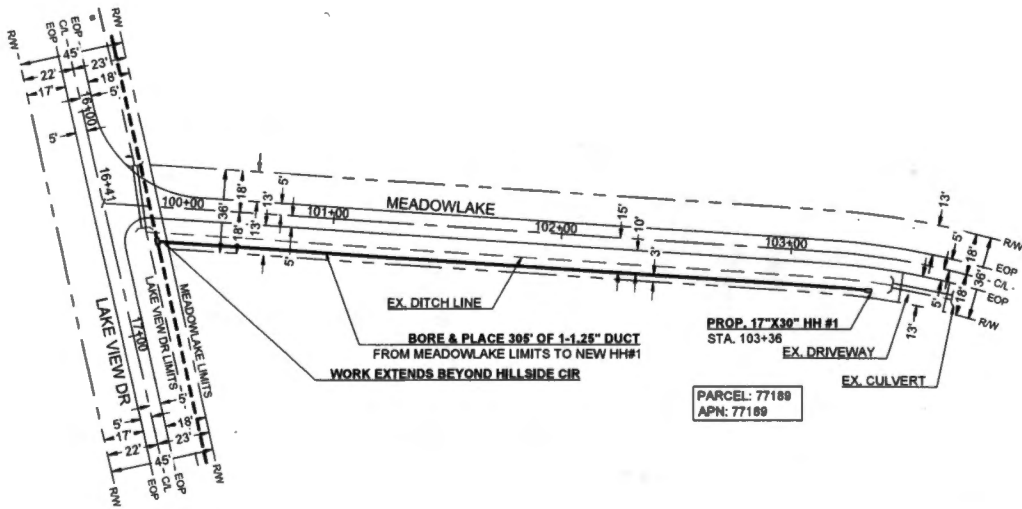
BLDG	BUILDING	PED	PEDESTAL (UTILITY)
CL	CENTER LINE	PVC	POLYVINYL CHLORIDE
CONC	CONCRETE	PL	PROPERTY LINE
CSW	CONCRETE SIDEWALK	RR	RAILROAD
DWY	DRIVEWAY	RAW	RIGHT OF WAY
ECC	EDGE OF CURB	SL	STREET LIGHT
EOP	EDGE OF PAVEMENT	W-BLDG	WALL TO BUILDING
ETW	ETW LINE	W-P	WALL TO POLE
HH	HANDHOLE	W-W	WALL TO WALL
MH	MANHOLE	P.U.E.	PUBLIC UTILITY EASEMENT
NTS	NOT TO SCALE	P.S.E.	PUBLIC SERVICE EASEMENT
		C&G	CURB & GUTTER

LEGEND

	New Trench
	New Bore
	Existing Gas
	Existing Water
	Existing Telephone
	Existing Sewer
	Existing Storm Drain
	Existing Electric
	Existing Manhole
	Existing Handhole (2'x3' or 17"x30')
	DSLAM
	X-CONNECT
	POWER PEDESTAL
	TELECO PEDESTAL
	3' x 5' PULL BOX
	POLE



JOB ID: S295528	DATE: 04/30/2022
TITLE: FDH - CO RD 3413	
STREET ADDRESS: CO RD 3413	
CITY/STATE: LONE OAK, TX 75453 (HUNT COUNTY)	
FTR ENGINEER: CORY RIGGS (310) 210-9882	
FTR INSPECTOR: JAMES WEST (972) 578-3224	
DESIGNED BY: CHC CONSULTING	DRAWN BY: CHC CONSULTING
EST. #:	SHEET #
	1 OF 3



SCALE: 1"=40'



Know what's below.
Call before you dig.

Frontier COMMUNICATIONS

JOB ID: 5295526 DATE: 04/30/2022

TITLE: FDH - CO RD 3413

STREET ADDRESS: CO RD 3413

CITY/STATE: LONE OAK, TX 75453 (HUNT COUNTY)

FTR ENGINEER: CORY RIGGS (310) 210-8882

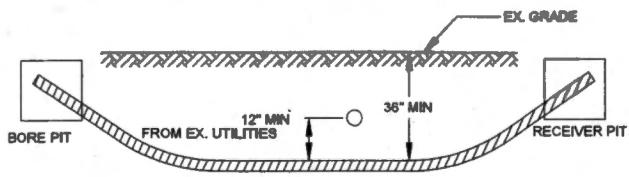
FTR INSPECTOR: JAMES WEST (872) 578-3224

CHC CONSULTING DRAWN BY: CHC CONSULTING

EST. # SHEET #

2 OF 3

MINIMUM STANDARDS FOR DIRECTIONAL BORING



- PLACE END MARKER WITH UTILITY OWNER'S NAME DESCRIBING CONDUIT
- BORE PIT TO BE BACKFILLED AND COMPACTED IN 12" LIFTS WITH MATERIAL REMOVED
- FLOW OF DITCH MUST BE MAINTAINED AT ALL TIMES
- PROTECT ROOTS AT ALL TREE LOCATIONS, SHIFT BORE TRENCH IF NECESSARY

TYPICAL BORE DETAIL

SCALE
N.T.S. 1

Frontier COMMUNICATIONS

JOB ID: 5295526 DATE: 04/30/2022

TITLE: FDH - CO RD 3413

STREET ADDRESS: CO RD 3413

CITY/STATE: LONE OAK, TX 75463 (HUNT COUNTY)

FTR ENGINEER: CORY RIGGS (310) 210-9882

FTR INSPECTOR: JAMES WEST (972) 578-3224

DRAWN BY: CHC CONSULTING

EST. # SHEET#

3 OF 3

17440 (39)



FILED FOR RECORD
at 1:00 o'clock P M

MAY 10 2022

BECKY LANDRUM
County Clerk, Hunt County, Tex.
By

04/28/2022
CHC Consulting
9095 Rio San Diego Dr. Ste 450
San Diego, CA 92108

**FDH/HH Placement/Boring
Project # 5295526**

Greetings,

Frontier communications proposes to bore 257' to place 257' of (1)-1.25" duct. This request is for road crossings on Pecan Dr.

Please, see the attached construction package for location and proposed work details.

If you have any questions, please contact me at any time.

Sincerely,
Darrin Albrecht
Manager, FTTH Quality Control
Central Region
Darrin.l.albrecht@ftr.com
281-229-0849

Submitted by:
Shellie Brown, CHC Consulting Permit Coordinator
sbrown@chcconsulting.com

County Approval Section:

Approved: _____ Denied: _____

Authorized Signature: _____ Date: _____

**FRONTIER COMMUNICATION
CONSTRUCTION SPECIFICATIONS**

- Contact Frontier Engineer CORY RIGGS at (310) 210-9882 sixty (60) days prior to need of service in order to confirm compliance, order materials, and schedule work forces. NOTE: FRONTIER COMMUNICATIONS, INCORPORATED, RESERVES THE RIGHT TO REFUSE ANY CONDUIT, PULL BOXES, MANHOLES, OR UTILITY BOXES THAT DEVIATE FROM PLANS AND SPECIFICATIONS.
- All conduit riser bends to have a minimum thirty-six (36) inch radius.
- All horizontal ninety (90) degree bends shall have a minimum radius OF 12.5 feet and all vertical ninety (90) degree bends shall have a minimum radius OF three feet. No more than two ninety (90) degree horizontal bends shall be placed in any single run unless otherwise specified. Contact the Frontier engineer concerning any required deviations.
- All conduit must be proven using a mandrel no less than a 1/2" smaller than the conduit placed. Wall to wall measurements must be taken with a measured tape and a 3/8" polypropylene pull rope in each duct. An accurate wall to wall measurement OF conduit placed must be As-built on an approved Frontier inspection plan. A copy OF the As-built conduit work order must be provided to the Frontier inspector assigned to your project.
- Place weatherproof caps on all terminated conduits.
- Approved plastic conduit (PVC Sch. 40, TYPE-C or HDPE (2") is to be used in underground construction unless otherwise specified.
- Conduit terminated on a pole must be PVC Sch. 80. Location OF riser on pole will be called out by engineering on the construction plan.
- Conduit placed in curve trench with primary power conduit must be separated by a minimum OF twelve (12) inches OF well-ventilated sand or three inches OF concrete, and have a minimum OF thirty-six (36) inches OF cover when placed behind curb face. All at crossings and conduits placed in the driven portion OF the roadway must have a minimum OF forty-eight (48) inches OF cover to top OF pipe. CONTACT THE FRONTIER PECTOR 48 HOURS BEFORE TRENCHING AND UPON COMPLETION OF YOUR STRUCTURES TO SCHEDULE THE FINAL INSPECTION.

**PERMITTING AGENCY:
HUNT COUNTY**

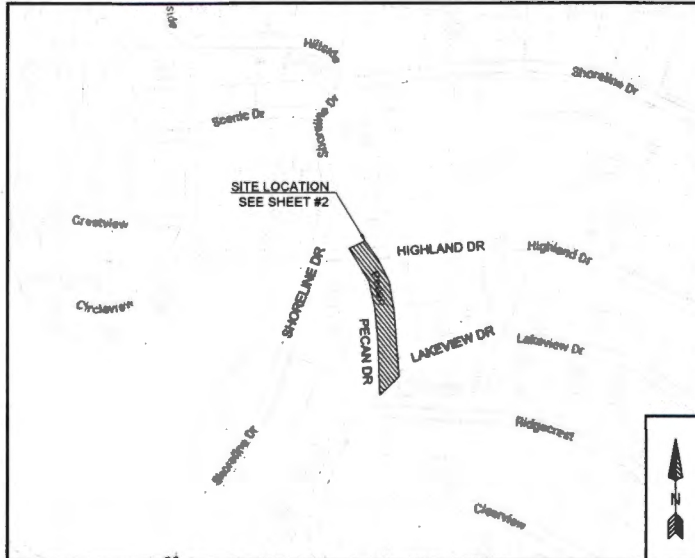
PICK UP POINT: SHORELINE DR LIMITS
 PATH FOOTAGE: BORE = 297
 MATERIALS: 257 OF (1)-1.25" DUCT



**Know what's below.
Call before you dig.**

CONSTRUCTION PACKAGE

**FDH - CO RD 3413
PECAN DR & HIGHLAND DR LONE
OAK, TX 75453**



VICINITY MAP
NTS

-HDPE AND PVC FOOTAGES DO NOT INCLUDE SWEEPS
 -ACTUAL FOOTAGES OF HDPE AND PVC WILL BE NEEDED TO ORDER MATERIALS. PLEASE INCLUDE MEASURED TAPE IN ALL PVCs.
 -FRONTIER INSPECTOR SHALL BE PRESENT ON SITE WHEN CONTRACTOR NEEDS TO ACCESS ANY EXISTING FRONTIER FACILITY.

ABBREVIATIONS

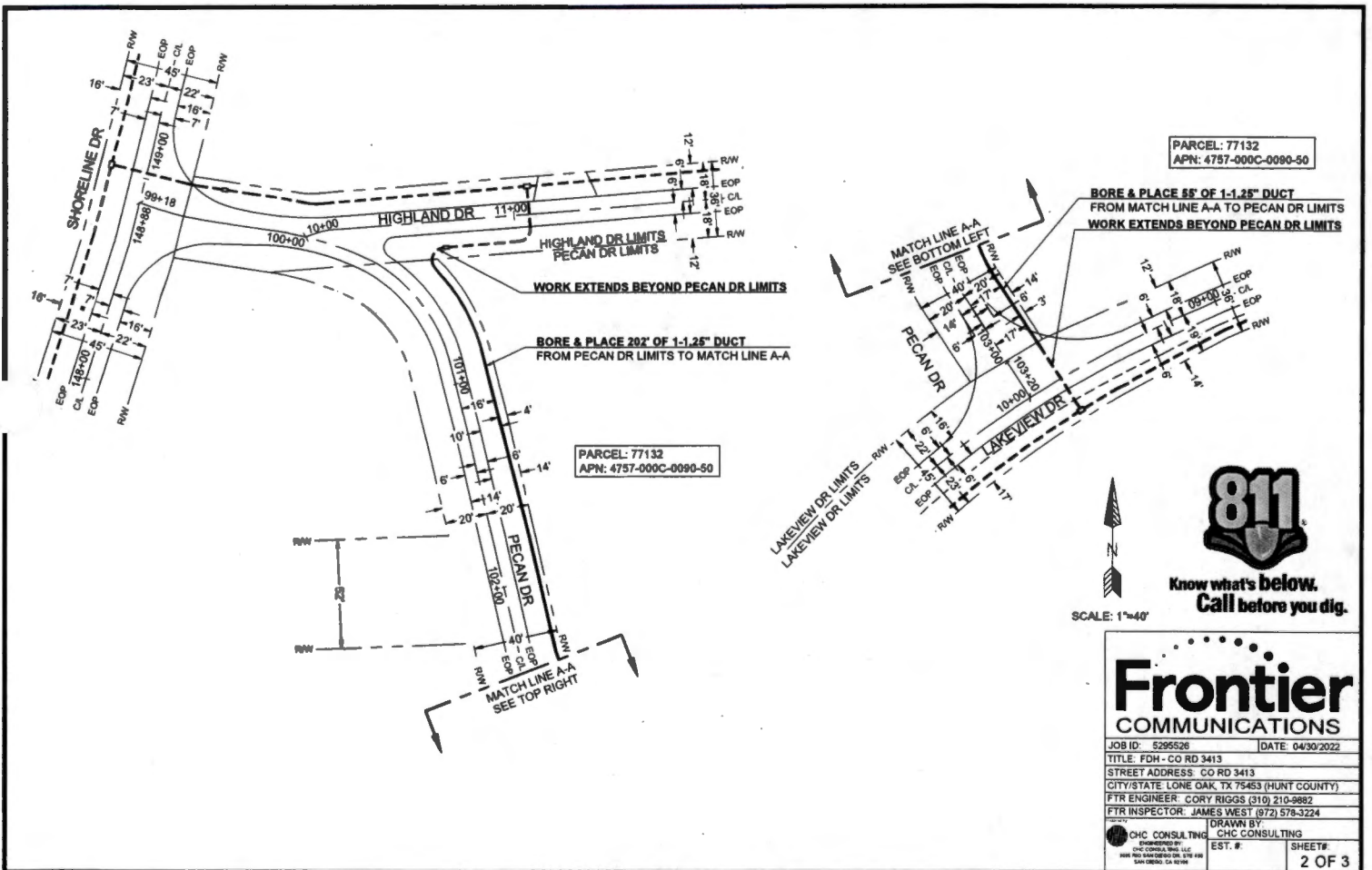
BLDG	BUILDING	PED	PEDESTAL (UTILITY)
CL	CENTER LINE	PVC	POLYVINYL CHLORIDE
CONC	CONCRETE	P/L	PROPERTY LINE
CSW	CONCRETE SIDEWALK	RR	RAILROAD
DWY	DRIVEWAY	RAW	RIGHT OF WAY
EOC	EDGE OF CURB	SL	STREET LIGHT
EOP	EDGE OF PAVEMENT	W-BLDO	WALL TO BUILDING
ETW	ETW LINE	W-P	WALL TO POLE
HH	HANDHOLE	W-W	WALL TO WALL
MH	MANHOLE	P.U.E.	PUBLIC UTILITY EASEMENT
NTS	NOT TO SCALE	P.S.E.	PUBLIC SERVICE EASEMENT
		C/G	CURB & GUTTER

LEGEND

	New Trench
	New Bore
	Existing Gas
	Existing Water
	Existing Telephone
	Existing Sewer
	Existing Storm Drain
	Existing Electric
	Existing Manhole
	Existing Handhole (2'x3' or 17"x30")
	DSLAM
	X-CONNECT
	POWER PEDESTAL
	TELECOM PEDESTAL
	3' x 5' PULL BOX
	POLE



JOB ID: 529528	DATE: 04/30/2022
TITLE: FDH - CO RD 3413	
STREET ADDRESS: CO RD 3413	
CITY/STATE: LONE OAK, TX 75453 (HUNT COUNTY)	
FTR ENGINEER: CORY RIGGS (310) 210-9882	
FTR INSPECTOR: JAMES WEST (972) 578-3224	
DRAWN BY: CHC CONSULTING	EST. #
CHC CONSULTING	SHEET #
	1 OF 3



PARCEL: 77132
APN: 4757-000C-0090-50

PARCEL: 77132
APN: 4757-000C-0090-50

BORE & PLACE 55' OF 1-1.25" DUCT
FROM MATCH LINE A-A TO PECAN DR LIMITS
WORK EXTENDS BEYOND PECAN DR LIMITS

BORE & PLACE 202' OF 1-1.25" DUCT
FROM PECAN DR LIMITS TO MATCH LINE A-A

811

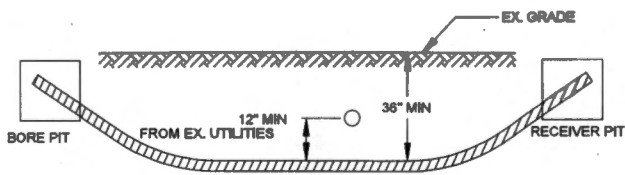
Know what's below.
Call before you dig.

SCALE: 1"=40'

Frontier COMMUNICATIONS

JOB ID: 5295526		DATE: 04/30/2022	
TITLE: FDH - CO RD 3413			
STREET ADDRESS: CO RD 3413			
CITY/STATE: LONE OAK, TX 75453 (HUNT COUNTY)			
FTR ENGINEER: CORY RIGGS (310) 210-9882			
FTR INSPECTOR: JAMES WEST (972) 578-3224			
DRAWN BY: CHC CONSULTING		EST. #:	
SHEETS:		2 OF 3	

MINIMUM STANDARDS FOR DIRECTIONAL BORING




- PLACE END MARKER WITH UTILITY OWNER'S NAME DESCRIBING CONDUIT
- BORE PIT TO BE BACKFILLED AND COMPACTED IN 12" LIFTS WITH MATERIAL REMOVED
- FLOW OF DITCH MUST BE MAINTAINED AT ALL TIMES
- PROTECT ROOTS AT ALL TREE LOCATIONS. SHIFT BORE TRENCH IF NECESSARY

TYPICAL BORE DETAIL

SCALE: N.T.S. 1

Frontier
COMMUNICATIONS

JOB ID: 5295528		DATE: 04/30/2022	
TITLE: FDH - CO RD 3413			
STREET ADDRESS: CO RD 3413			
CITY/STATE: LONE OAK, TX 75453 (HUNT COUNTY)			
FTR ENGINEER: CORY RIGGS (310) 210-9882			
FTR INSPECTOR: JAMES WEST (972) 578-3224			
 <small>CHC CONSULTING INCORPORATED BY CHC CONSULTING, L.L.C. 5000 WEST 24TH STREET, SUITE 100 DALLAS, TEXAS 75244</small>	DRAWN BY: CHC CONSULTING		SHEETS: 3 OF 3
	EST. #:		

17,440 (40)



FILED FOR RECORD
at 1:00 o'clock P M

MAY 10 2022

BECKY LANDRUM
Clark, Hunt County, Tex.

04/28/2022

CHC Consulting

9095 Rio San Diego Dr. Ste 450

San Diego, CA 92108

FDH/HH Placement/Boring

Project # 5295526

Greetings,

Frontier communications proposes to place (2) 17"X30" HH, (2) 11"X11"X16" drop box and bore 628' to place 628' of (1)-1.25" duct. This request is for road crossings on Ridgecrest Rd.

Please, see the attached construction package for location and proposed work details.

If you have any questions, please contact me at any time.

Sincerely,

Darrin Albrecht

Manager, FTTH Quality Control

Central Region

Darrin.l.albrecht@ftr.com

281-229-0849

Submitted by:

Shellie Brown, CHC Consulting Permit Coordinator

sbrown@chcconsulting.com

County Approval Section:

Approved: _____

Denied: _____

Authorized Signature: _____

Date: _____

**FRONTIER COMMUNICATION
CONSTRUCTION SPECIFICATIONS**

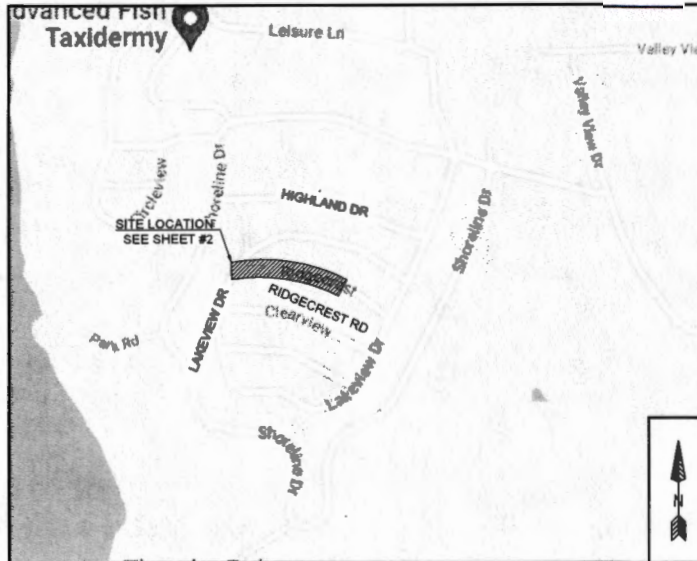
- Contact Frontier Engineer CORY RIGGS at (310) 210-9882 sixty (60) days prior to need of service in order to confirm compliance, order materials, and schedule work forces. NOTE: FRONTIER COMMUNICATIONS, INCORPORATED, RESERVES THE RIGHT TO REFUSE ANY CONDUIT, PULL BOXES, MANHOLES, OR UTILITY BOXES THAT DEVIATE FROM PLANS AND SPECIFICATIONS.
- All conduit riser bends to have a minimum 90-degree (90) inch radius.
- All horizontal ninety (90) degree bends shall have a minimum radius of 12.5 feet and all vertical ninety (90) degree bends shall have a minimum radius of three feet. No more than two ninety (90) degree horizontal bends shall be placed in any single run unless otherwise specified. Contact the Frontier engineer concerning any required deviations.
- All conduit must be proven using a mandrel no less than a 1/2" smaller than the conduit placed. Wall to wall measurements must be taken with a measured tape and a 3/8" polypropylene pull rope in each duct. An accurate wall to wall measurement of conduit placed must be As-built on an approved Frontier construction plan. A copy of the As-built conduit work order must be provided to the Frontier Inspector assigned to your project.
- Place weatherproof caps on all terminated conduits.
- Approved plastic conduit (PVC Sch. 40, TYPE-C or HDPE (2") is to be used in underground construction unless otherwise specified.
- Conduit terminated on a pole must be PVC Sch. 80. Location of riser on pole will be called out by engineering on the construction plan.
- Conduit placed in same trench with primary power conduit must be separated by a minimum of twelve (12) inches of well-packed sand or three inches of concrete, and have a minimum of 90-degree (90) inches of cover when placed behind curb face. All street signs and conduits placed in the driven portion of the roadway must have a minimum of eight (8) inches of cover to top of pipe. CONTACT THE FRONTIER INSPECTOR 48 HRS BEFORE TRENCHING AND UPON COMPLETION OF YOUR SUBSTRUCTURES SCHEDULE THE FINAL INSPECTION.

CONSTRUCTION PACKAGE

FDH - CO RD 3413
LAKEVIEW DR & RIDGECREST RD
LONE OAK, TX 75453

ABBREVIATIONS

BLDG	BUILDING	PED	PEDESTAL (UTILITY)
C/L	CENTER LINE	PVC	POLYVINYL CHLORIDE
CONC	CONCRETE	PL	PROPERTY LINE
CSW	CONCRETE SIDEWALK	RR	RAILROAD
DWY	DRIVEWAY	RAW	RIGHT OF WAY
EOC	EDGE OF CURB	SL	STREET LIGHT
EOP	EDGE OF PAVEMENT	W-BLDG	WALL TO BUILDING
ETW	ETW LINE	W-P	WALL TO POLE
MH	HANDHOLE	W-W	WALL TO WALL
MH	MANHOLE	P.U.E.	PUBLIC UTILITY EASEMENT
NTS	NOT TO SCALE	P.S.E.	PUBLIC SERVICE EASEMENT
		C/G	CURB & GUTTER



VICINITY MAP
NTS

LEGEND

	New Trench
	New Bore
	Existing Gas
	Existing Water
	Existing Telephone
	Existing Sewer
	Existing Storm Drain
	Existing Electric
	Existing Manhole
	Existing Handhole (2'x3' or 17'x30')
	DSLAM
	X-CONNECT
	POWER PEDESTAL
	TELECO PEDESTAL
	3' x 5' PULL BOX
	POLE

Frontier COMMUNICATIONS

JOB ID: 5295528 DATE: 04/30/2022
 TITLE: FDH - CO RD 3413
 STREET ADDRESS: CO RD 3413
 CITY/STATE: LONE OAK, TX 75453 (HUNT COUNTY)
 PTR ENGINEER: CORY RIGGS (310) 210-9882
 PTR INSPECTOR: JAMES WEST (972) 578-3224

DRAWN BY: CHC CONSULTING
 EST. #:
 SHEET: 1 OF 3

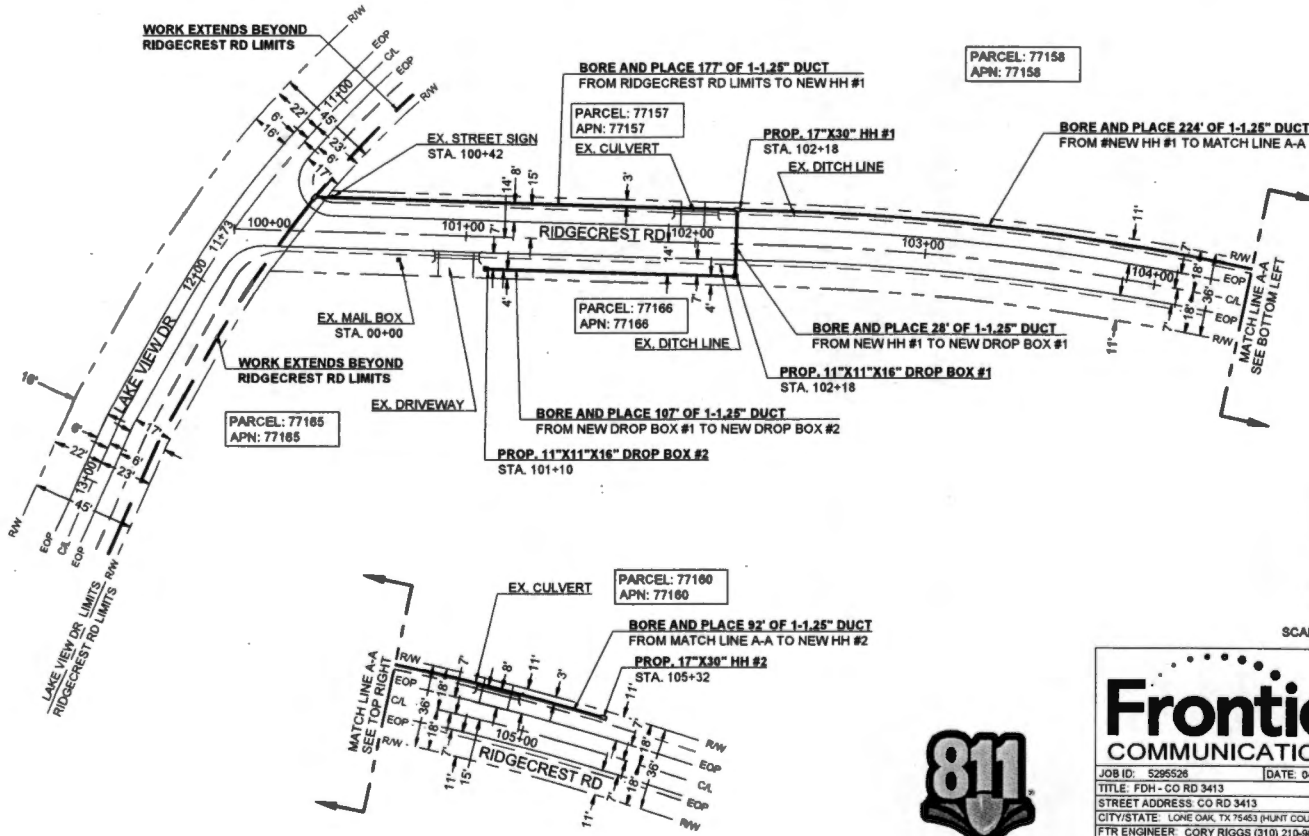
**PERMITTING AGENCY:
HUNT COUNTY**

PICK UP POINT: LAKEVIEW DR LIMITS
PATH FOOTAGE: BORE = 628'
MATERIALS:
 (2) NEW 17'x30" MH
 (2) NEW 11'x11'x18" DROP BOX
 628' OF (1)-1.25" DUCT



**Know what's below.
Call before you dig.**

-HDPE AND PVC FOOTAGES DO NOT INCLUDE SWEEPS
 -ACTUAL FOOTAGES OF HDPE AND PVC WILL BE NEEDED TO ORDER MATERIALS. PLEASE INCLUDE MEASURED TAPE IN ALL PVCS.
 -FRONTIER INSPECTOR SHALL BE PRESENT ON SITE WHEN CONTRACTOR NEEDS TO ACCESS ANY EXISTING FRONTIER FACILITY.



PARCEL: 77158
APN: 77158

PARCEL: 77157
APN: 77157

PARCEL: 77166
APN: 77166

PARCEL: 77160
APN: 77160

PARCEL: 77165
APN: 77165



811
Know what's below.
Call before you dig.

Frontier COMMUNICATIONS

JOB ID: 5295526 DATE: 04/30/2022

TITLE: FDH - CO RD 3413

STREET ADDRESS: CO RD 3413

CITY/STATE: LONE OAK, TX 75463 (HUNT COUNTY)

FTR ENGINEER: CORY RIGGS (310) 210-9882

FTR INSPECTOR: JAMES WEST (972) 578-3224

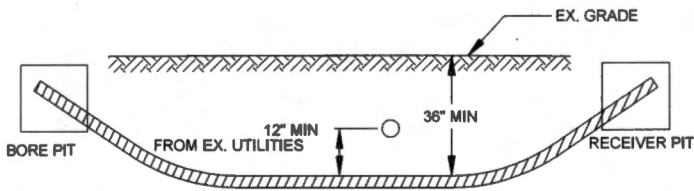
DRAWN BY: CHC CONSULTING

EST. #:

SHEET #:

2 OF 3

MINIMUM STANDARDS FOR DIRECTIONAL BORING



- PLACE END MARKER WITH UTILITY OWNER'S NAME DESCRIBING CONDUIT
- BORE PIT TO BE BACKFILLED AND COMPACTED IN 12" LIFTS WITH MATERIAL REMOVED
- FLOW OF DITCH MUST BE MAINTAINED AT ALL TIMES
- PROTECT ROOTS AT ALL TREE LOCATIONS. SHIFT BORE TRENCH IF NECESSARY

TYPICAL BORE DETAIL

SCALE
N.T.S. 1

Frontier
COMMUNICATIONS

JOB ID: 5295526		DATE: 04/30/2022	
TITLE: FDH - CO RD 3413			
STREET ADDRESS: CO RD 3413			
CITY/STATE: LONE OAK, TX 75453 (HUNT COUNTY)			
FTR ENGINEER: CORY RIGGS (310) 210-8882			
FTR INSPECTOR: JAMES WEST (972) 578-3224			
CHC CONSULTING <small>UNINCORPORATED BY CHC CONSULTING, LLC 1000 WEST WASHINGTON ST. STE 100 FORT WORTH, TX 76102</small>		DRAWN BY: CHC CONSULTING	
		EST. #:	

17,440 (41)



FILED FOR RECORD
at 1:00 o'clock P M

MAY 10 2022

BECKY LANDRUM
County Clerk, Hunt County, Tex.
By

04/28/2022
CHC Consulting
9095 Rio San Diego Dr. Ste 450
San Diego, CA 92108

**FDH/HH Placement/Boring
Project # 5295526**

Greetings,

Frontier communications proposes to place (2) 17"X30" HH, (19) 2'X3' HH, (15) 11"X11"X16" drop box and bore 5,955' to place 3,371' of (1)-1.25" duct, 2,213' of (2)-1.25" ducts, and 371' of (3)-1.25" ducts. This request is for road crossings on Shoreline Dr.

Please, see the attached construction package for location and proposed work details.

If you have any questions, please contact me at any time.

Sincerely,
Darrin Albrecht
Manager, FTTH Quality Control
Central Region
Darrin.l.albrecht@ftr.com
281-229-0849

Submitted by:
Shellie Brown, CHC Consulting Permit Coordinator
sbrown@chcconsulting.com

County Approval Section:

Approved: _____ Denied: _____

Authorized Signature: _____ Date: _____

**FRONTIER COMMUNICATION
CONSTRUCTION SPECIFICATIONS**

- Contact Frontier Engineer CORY RIGGS (310) 210-8882 sixty (60) days prior to need of service in order to confirm compliance, order materials, and schedule work forces. NOTE: FRONTIER COMMUNICATIONS, INCORPORATED, RESERVES THE RIGHT TO REFUSE ANY CONDUIT, PULL BOXES, MANHOLES, OR UTILITY BOXES THAT DEVIATE FROM PLANS AND SPECIFICATIONS.
- All conduit riser bends to have a minimum thirty-six (36) inch radius.
- All horizontal ninety (90) degree bends shall have a minimum radius of 12.5 feet and all vertical ninety (90) degree bends shall have a minimum radius of three feet. No more than two ninety (90) degree horizontal bends shall be placed in any single run unless otherwise specified. Contact the Frontier engineer concerning any required deviations.
- All conduit must be proven using a mandrel no less than a 1/2" smaller than the conduit placed. Wall to wall measurements must be taken with a measured tape and a 3/8" polypropylene pull rope in each duct. An accurate wall to wall measurement of conduit placed must be As-built on an approved Frontier construction plan. A copy of the As-built conduit work order must be provided to the Frontier inspector assigned to your project.
- Place weatherproof caps on all terminated conduits.
- Approved plastic conduit (PVC Sch. 40, TYPE-C or HDPE (2") is to be used in underground construction unless otherwise specified.
- Conduit terminated on a pole must be PVC Sch. 80. Location of riser on pole will be called out by engineering on the construction plan.
- Conduit placed in same trench with primary power conduit must be separated by a minimum of twelve (12) inches of well-packed sand or three inches of concrete, and have a minimum of thirty-six (36) inches of cover when placed behind curb face. All street risings and conduits placed in the driven portion of the roadway must have a minimum of 48 inches of cover to top of pipe. CONTACT THE FRONTIER INSPECTOR 48 HOURS BEFORE TRENCHING AND UPON COMPLETION OF YOUR SUBSTRUCTURES SCHEDULE THE FINAL INSPECTION.

**PERMITTING AGENCY:
HUNT COUNTY**

**PICK UP POINT:
ROLLING OAKS DR /
CR-3413 LIMITS**

**PATH FOOTAGE:
SCORE = 3584'**

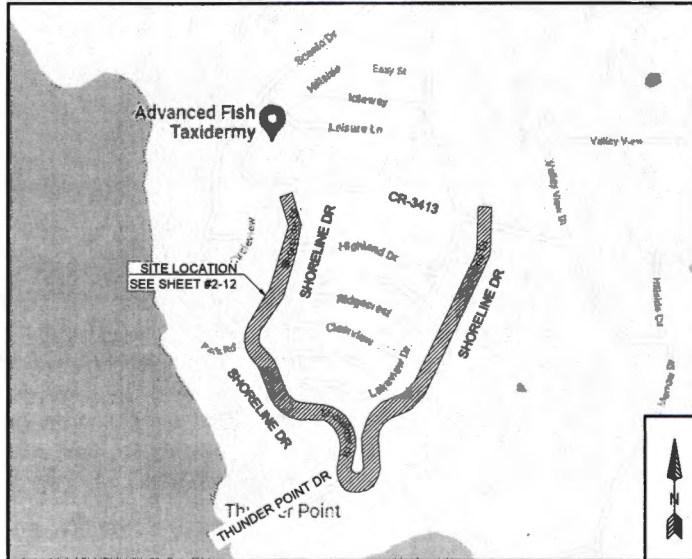
MATERIALS:
(2) NEW 17"X20" MH
(18) NEW 2"X3" MH
(15) NEW 11"X11"X18" DROP BOX
3371' OF (1)-1.25" DUCT
2213' OF (2)-1.25" DUCTS
371' OF (3)-1.25" DUCTS



**Know what's Below.
Call before you dig.**

CONDUIT DESIGN

**FDH - CO RD 3413
ROLLING OAKS DR / CR-3413 LIMITS & SHORELINE DR
LONE OAK, TX 75453**



VICINITY MAP
NTS

-HDPE AND PVC FOOTAGES DO NOT INCLUDE SWEEPS
-ACTUAL FOOTAGES OF HDPE AND PVC WILL BE NEEDED TO ORDER MATERIALS. PLEASE INCLUDE MEASURED TAPE IN ALL PVCs.
-FRONTIER INSPECTOR SHALL BE PRESENT ON SITE WHEN CONTRACTOR NEEDS TO ACCESS ANY EXISTING FRONTIER FACILITY.

ABBREVIATIONS

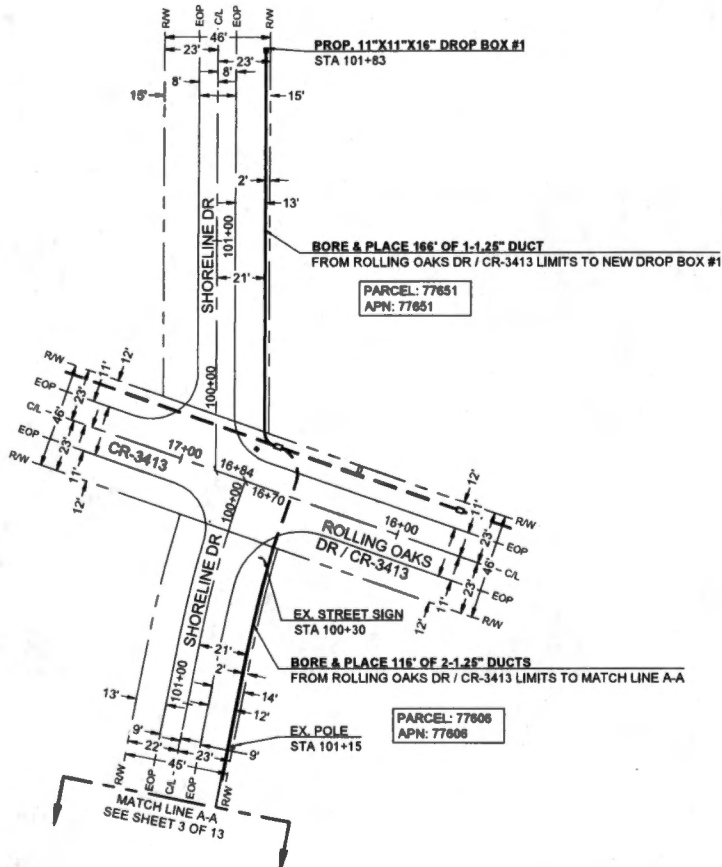
BLDG	BUILDING	PEO	PEDESTAL (UTILITY)
CL	CENTER LINE	PVC	POLYVINYL CHLORIDE
CONC	CONCRETE	PAL	PROPERTY LINE
CSW	CONCRETE SIDEWALK	RR	RAILROAD
DWY	EX. DRIVEWAY	ITD ROW	RIGHT OF WAY
EOC	EDGE OF CURB	SL	STREET LIGHT
EOP	EDGE OF PAVEMENT	W-BLDG	WALL TO BUILDING
ETW	ETW LINE	W-P	WALL TO POLE
HH	HANDHOLE	W-W	WALL TO WALL
MH	MANHOLE	P.U.E.	PUBLIC UTILITY EASEMENT
NTS	NOT TO SCALE	CG	CURB & GUTTER

LEGEND

	New Trench
	New Bore
	Existing Gas
	Existing Water
	Existing Telephone
	Existing Sewer
	Existing Storm Drain
	Existing Electric
	Existing Manhole
	Existing Handhole (2'x3' or 17'x30')
	DSLAM
	X-CONNECT
	POWER PEDESTAL
	TELCO PEDESTAL
	3' x 5' PULL BOX
	POLE



JOB ID: S295526	DATE: 04/29/2022
TITLE: FDH - CO RD 3413	
STREET ADDRESS: CO RD 3413	
CITY/STATE: LONE OAK, TX 75453 (HUNT COUNTY)	
FTR ENGINEER: CORY RIGGS (310) 210-8882	
FTR INSPECTOR: JAMES WEST (972)-578-3224	
CHC CONSULTING	DRAWN BY: CHC CONSULTING
EST. #:	SHEET#: 1 OF 13



Know what's below.
Call before you dig.



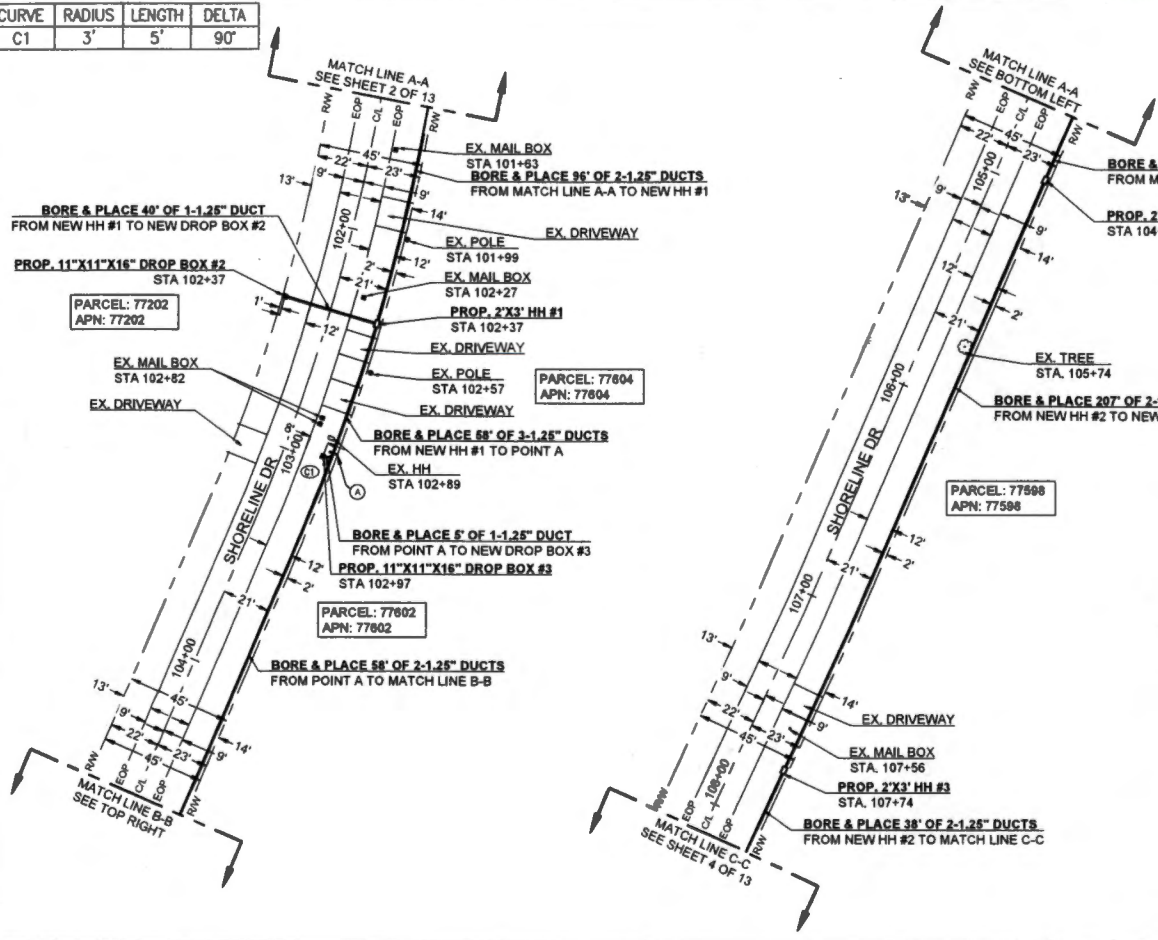
SCALE: 1"=40'

Frontier COMMUNICATIONS

JOB ID: 5295526 DATE: 04/29/2022
 TITLE: FDM - CO RD 3413
 STREET ADDRESS: CO RD 3413
 CITY/STATE: LONE OAK, TX 75463 (HUNT COUNTY)
 FTR ENGINEER: CORY RIGGS (310) 210-9882
 FTR INSPECTOR: JAMES WEST (972) 578-3224

CHC CONSULTING <small>ENGINEERING & CONSULTING</small> <small>10000 W. 10TH STREET, SUITE 100</small> <small>IRVING, TEXAS 75039</small>	DRAWN BY: CHC CONSULTING
	EST. # SHEETS:
2 OF 13	

CURVE	RADIUS	LENGTH	DELTA
C1	3'	5'	90'



Know what's below.
Call before you dig.



SCALE: 1"=40'

Frontier COMMUNICATIONS

JOB ID: 5295526 DATE: 04/29/2022

TITLE: FDM - CO RD 3413

STREET ADDRESS: CO RD 3413

CITY/STATE: LONE OAK, TX 75453 (HUNT COUNTY)

FTR ENGINEER: CORY RIGGS (310) 210-8882

FTR INSPECTOR: JAMES WEST (972)-578-3224

DRAWN BY: CHC CONSULTING

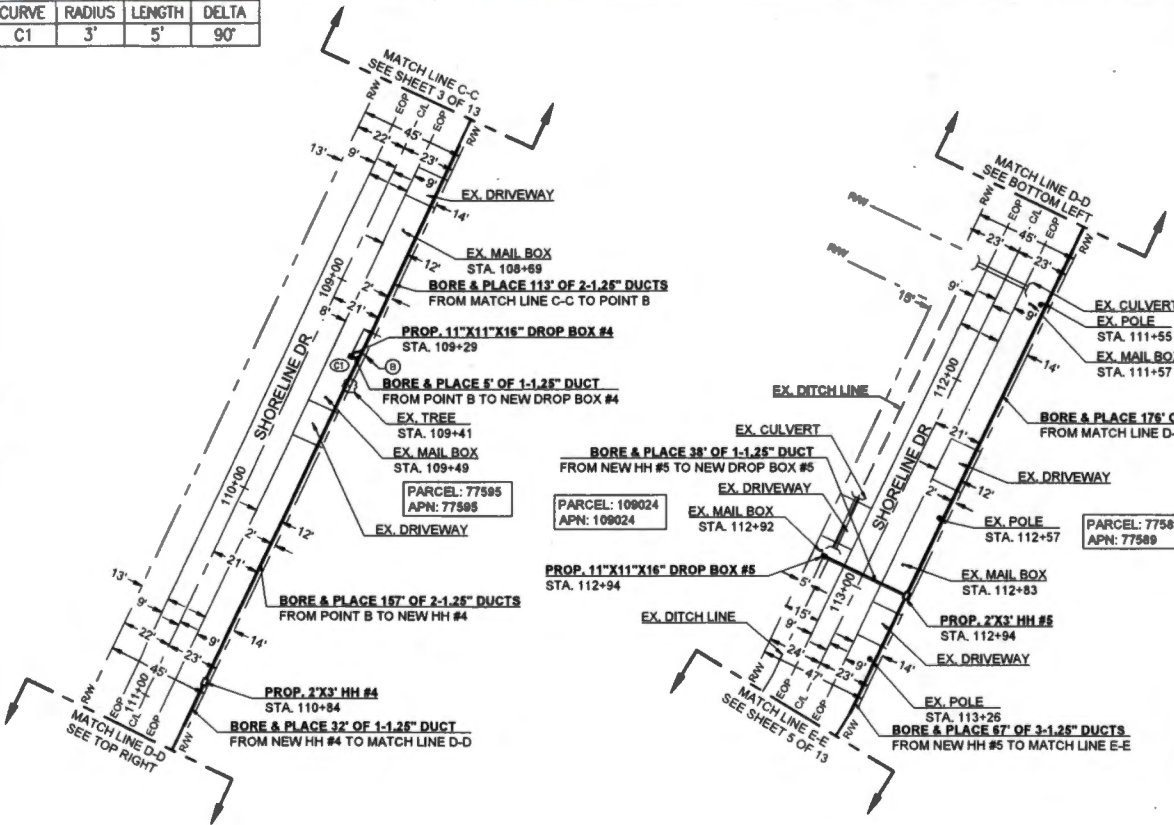
EST. # SHEET#

3 OF 13

CURVE	RADIUS	LENGTH	DELTA
C1	3'	5'	90°



Know what's below.
Call before you dig.



SCALE: 1"=40'

Frontier COMMUNICATIONS

JOB ID: 5295526 DATE: 04/29/2022

TITLE: FDH - CO RD 3413

STREET ADDRESS: CO RD 3413

CITY/STATE: LONE OAK, TX 75453 (HUNT COUNTY)

FTR ENGINEER: CORY RIGGS (310) 210-8882

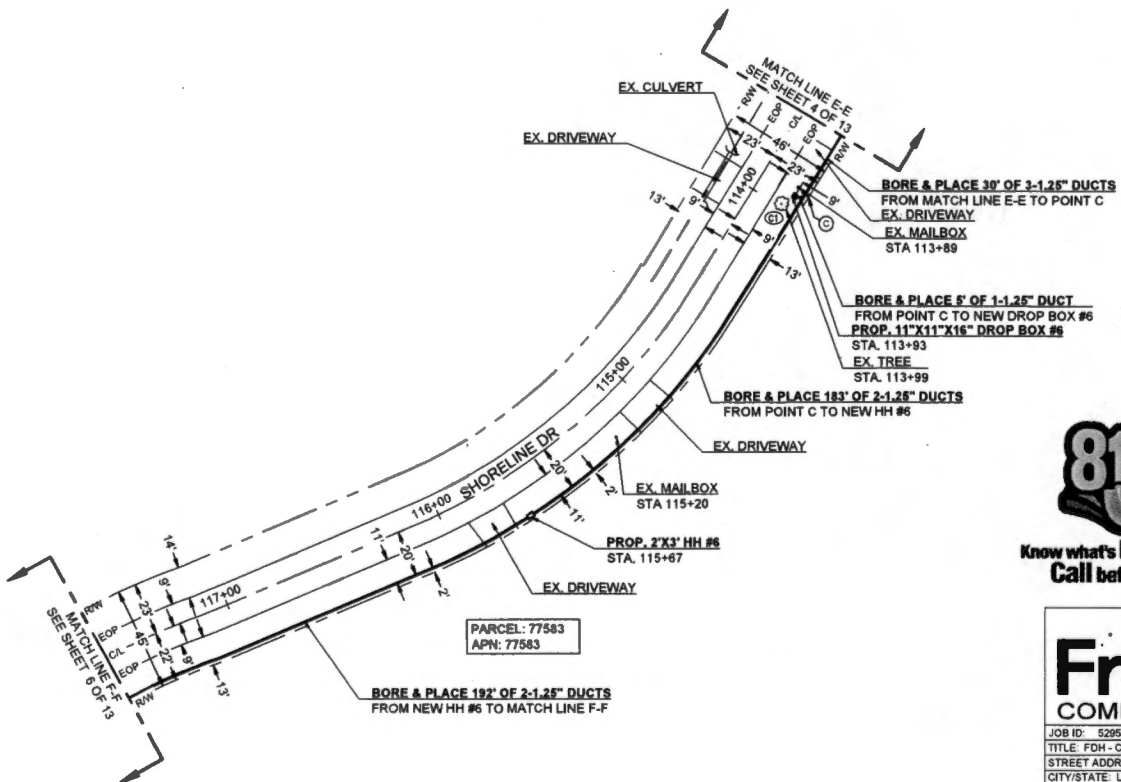
FTR INSPECTOR: JAMES WEST (972)-578-3224

DRAWN BY: CHC CONSULTING

EST. # SHEET #

4 OF 13

CURVE	RADIUS	LENGTH	DELTA
C1	3'	5'	90°



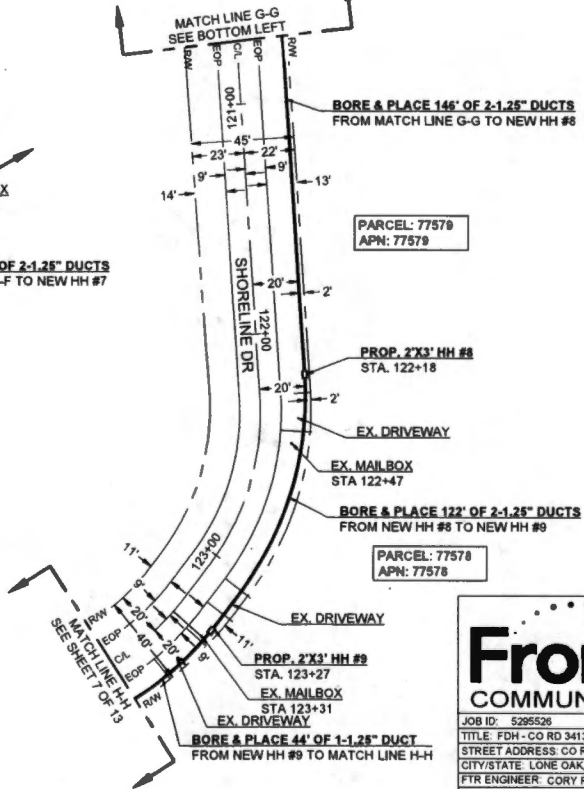
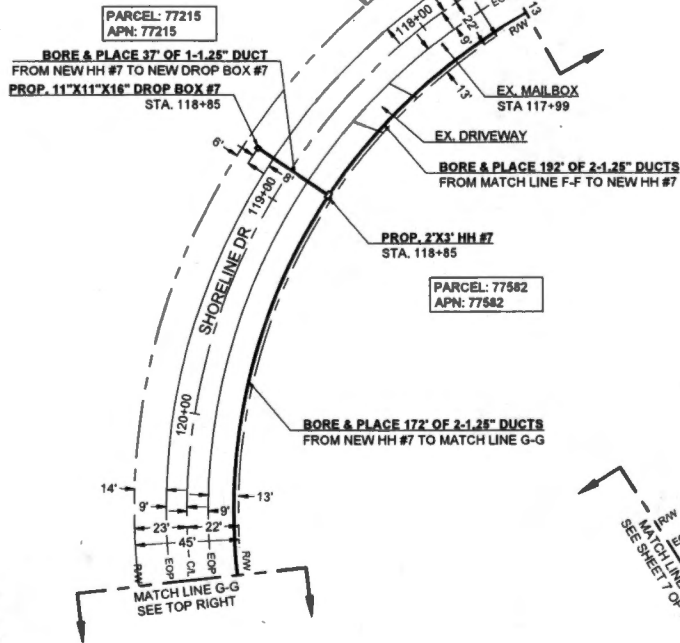
Know what's below.
Call before you dig.



SCALE: 1"=40'

Frontier COMMUNICATIONS

JOB ID: S295526	DATE: 04/29/2022
TITLE: FDH - CO RD 3413	
STREET ADDRESS: CO RD 3413	
CITY/STATE: LONE OAK, TX 75463 (HUNT COUNTY)	
FTR ENGINEER: CORY RIGGS (310) 210-9882	
FTR INSPECTOR: JAMES WEST (972)-578-3224	
CHC CONSULTING <small>DISAPPROVED BY CHC CONSULTING, P.C. 1800 W. SAN ANTONIO DR. STE 400 DALLAS, TEXAS 75244</small>	DRAWN BY: CHC CONSULTING EST. #
SHEET #	
5 OF 13	

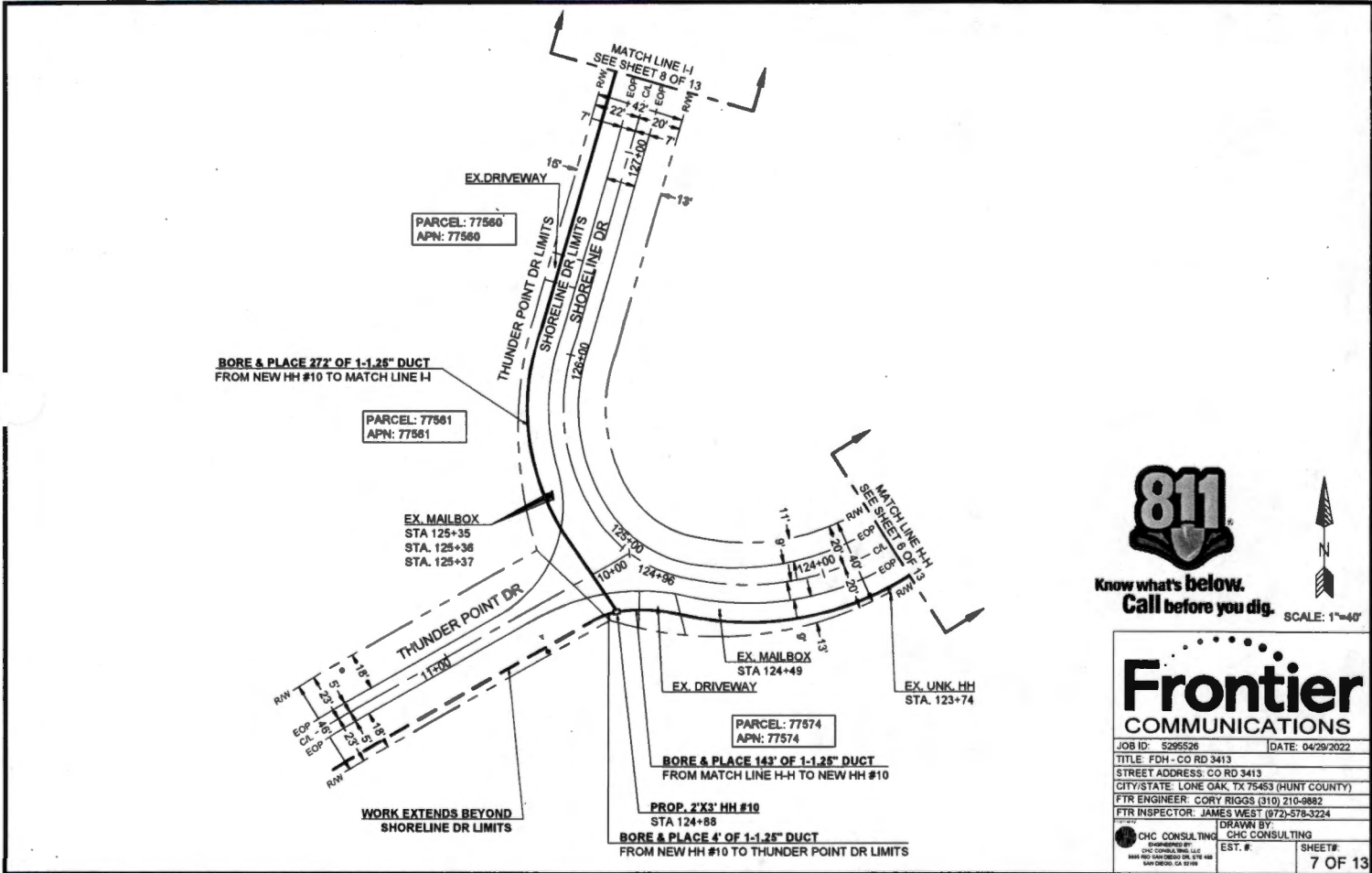


Know what's below.
 Call before you dig.

Frontier COMMUNICATIONS

JOB ID: 5295526 DATE: 04/29/2022
 TITLE: FDH - CO RD 3413
 STREET ADDRESS: CO RD 3413
 CITY/STATE: LONE OAK, TX 75483 (HUNT COUNTY)
 FTR ENGINEER: CORY RIGGS (310) 210-9882
 FTR INSPECTOR: JAMES WEST (972)-578-3224

DRAWN BY: CHC CONSULTING
 EST. #:
 SHEET #:
6 OF 13



Know what's below.
Call before you dig. SCALE: 1"=40'



Frontier COMMUNICATIONS

JOB ID: S295528 DATE: 04/29/2022

TITLE: FDI - CO RD 3413

STREET ADDRESS: CO RD 3413

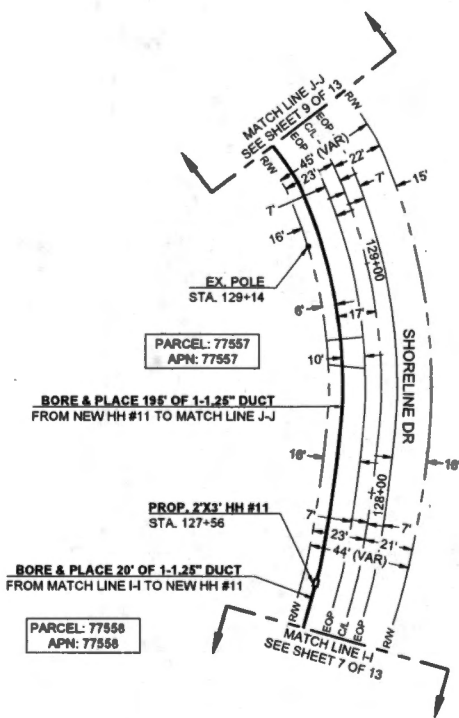
CITY/STATE: LONE OAK, TX 75463 (HUNT COUNTY)

FTR ENGINEER: CORY RIGGS (310) 210-9882

FTR INSPECTOR: JAMES WEST (972) 578-3224

<p>CHC CONSULTING CONSULTING BY CHC CONSULTING, LLC 1900 WEST 10TH STREET, SUITE 100 MCKINNEY, TEXAS 75069</p>	<p>DRAWN BY: CHC CONSULTING</p> <p>EST. #</p>
--	---

SHEET # 7 OF 13



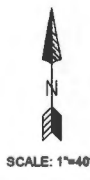
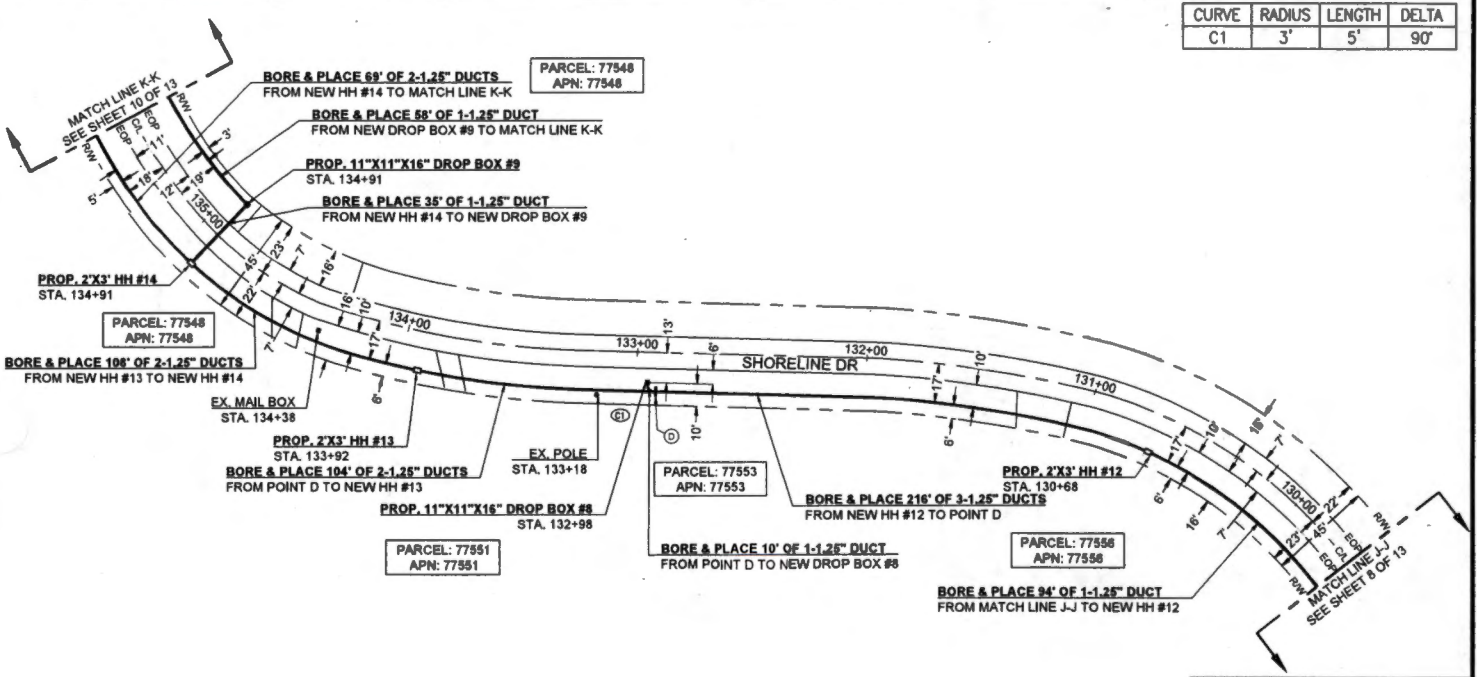
SCALE: 1"=40'



Know what's below.
Call before you dig.

Frontier COMMUNICATIONS	
JOB ID: S295526	DATE: 04/29/2022
TITLE: FDH - CO RD 3413	
STREET ADDRESS: CO RD 3413	
CITY/STATE: LONE OAK, TX 75453 (HUNT COUNTY)	
FTR ENGINEER: CORY RIGGS (310) 210-9882	
FTR INSPECTOR: JAMES WEST (972)-578-3224	
CHC CONSULTING	DRAWN BY: CHC CONSULTING
EST. #	SHEET #
	8 OF 13

CURVE	RADIUS	LENGTH	DELTA
C1	3'	5'	90°



Frontier COMMUNICATIONS

JOB ID: 5295526 DATE: 04/29/2022

TITLE: FDH - CO RD 3413

STREET ADDRESS: CO RD 3413

CITY/STATE: LONE OAK, TX 75453 (HUNT COUNTY)

FTR ENGINEER: CORY RIGGS (310) 210-9882

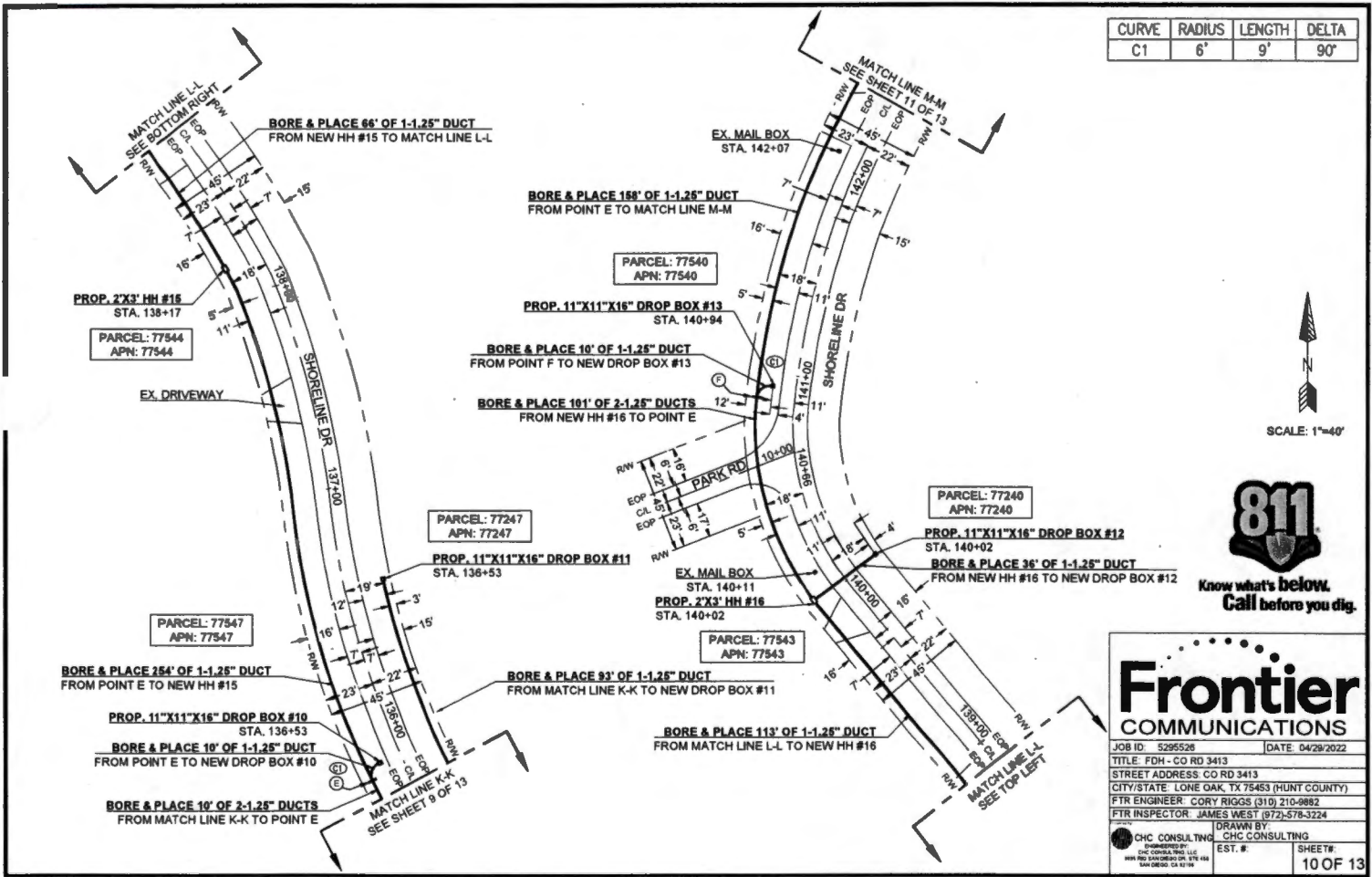
FTR INSPECTOR: JAMES WEST (972)-578-3224

DRAWN BY: CHC CONSULTING

EST. #: SHEET#: 9 OF 13

CHC CONSULTING
CHC CONSULTING, LLC
1800 W. LAMAR AVENUE, SUITE 400
DALLAS, TEXAS 75207

CURVE	RADIUS	LENGTH	DELTA
C1	6'	9'	90°



Know what's below.
Call before you dig.

Frontier COMMUNICATIONS

JOB ID: S295528 DATE: 04/29/2022

TITLE: FDH - CO RD 3413

STREET ADDRESS: CO RD 3413

CITY/STATE: LONE OAK, TX 75453 (HUNT COUNTY)

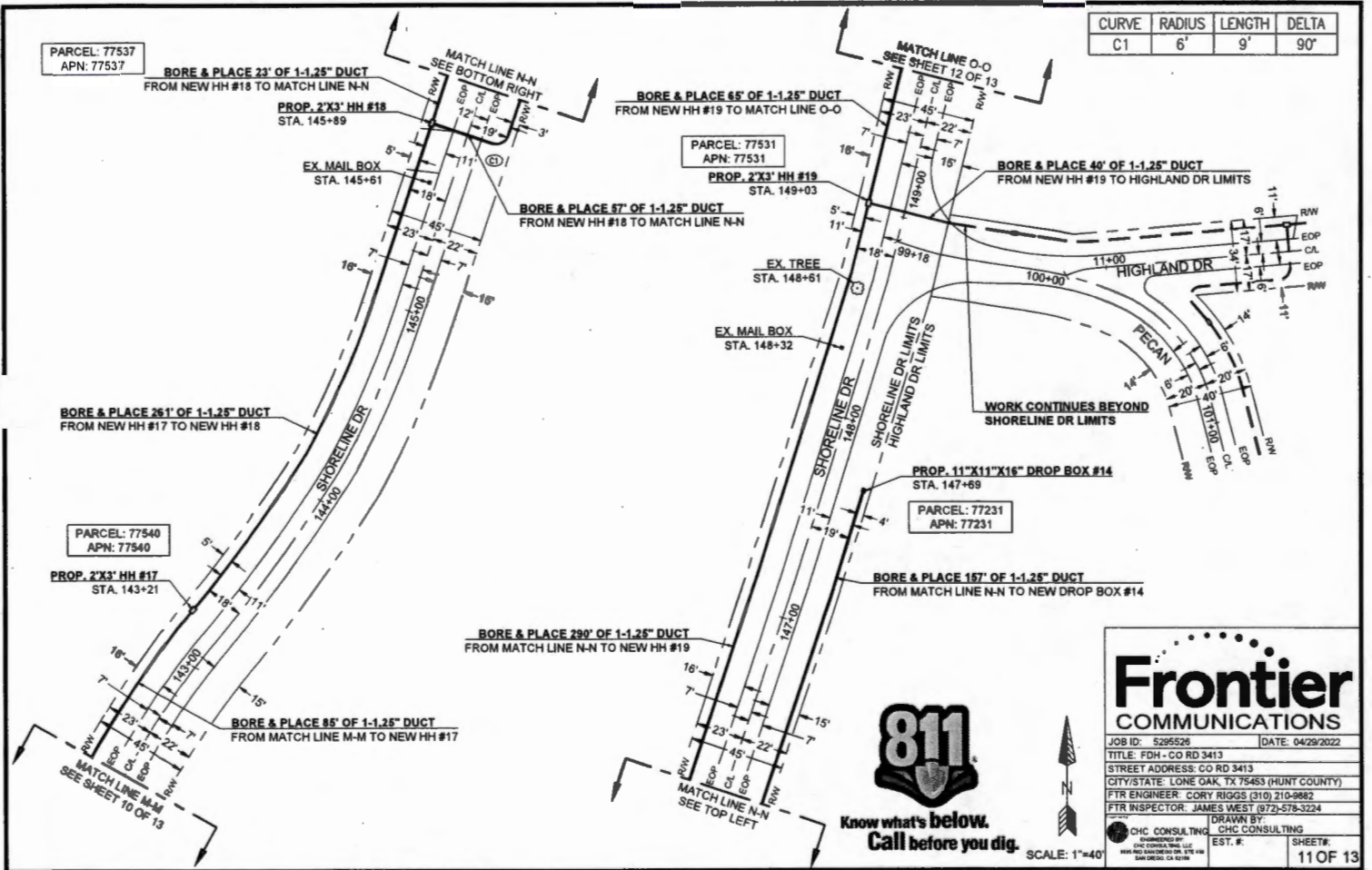
FTR ENGINEER: CORY RIGGS (310) 210-9882

FTR INSPECTOR: JAMES WEST (972) 578-3224

CHC CONSULTING DRAWN BY: CHC CONSULTING

EST. # SHEET: 10 OF 13

CURVE	RADIUS	LENGTH	DELTA
C1	6'	9'	90°

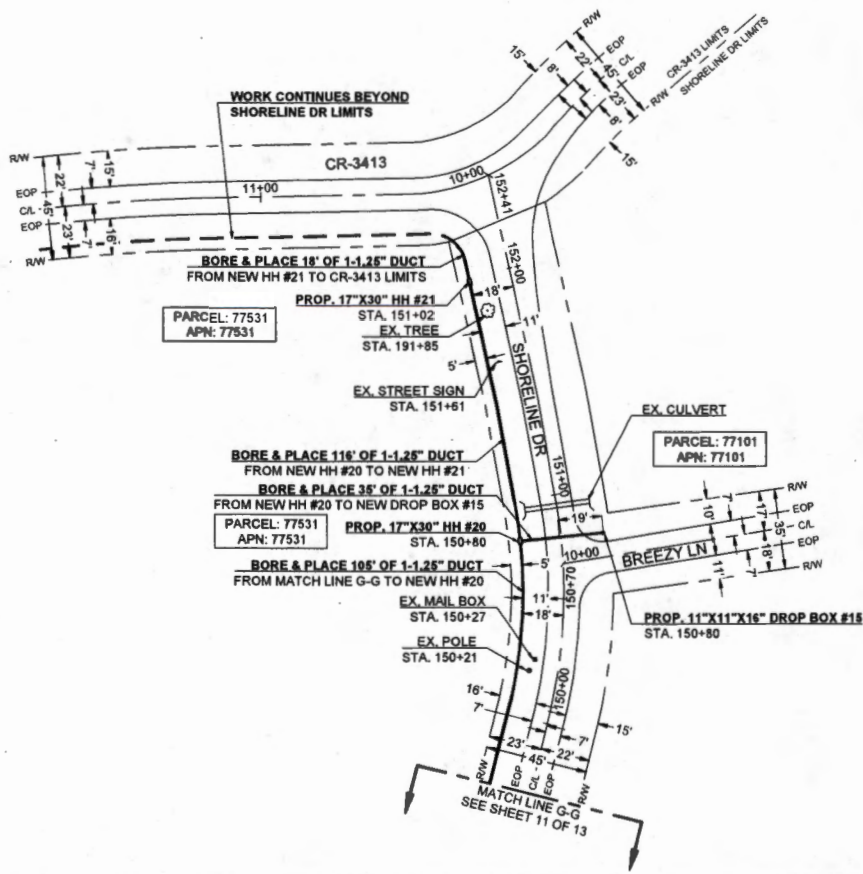


Know what's below.
Call before you dig.

Frontier COMMUNICATIONS

JOB ID: 5295526 DATE: 04/29/2022
 TITLE: FDM - CO RD 3413
 STREET ADDRESS: CO RD 3413
 CITY/STATE: LONE OAK, TX 75453 (HUNT COUNTY)
 FTR ENGINEER: CORY RIGGS (310) 210-9882
 FTR INSPECTOR: JAMES WEST (872)-578-3224

CHC CONSULTING CHC CONSULTING
 EST. # SHEET#



Know what's below.
Call before you dig.



SCALE: 1"=40'

Frontier COMMUNICATIONS

JOB ID: 5295526 DATE: 04/29/2022

TITLE: FDH - CO RD 3413

STREET ADDRESS: CO RD 3413

CITY/STATE: LONE OAK, TX 75463 (HUNT COUNTY)

FTR ENGINEER: CORY RIGGS (310) 210-9882

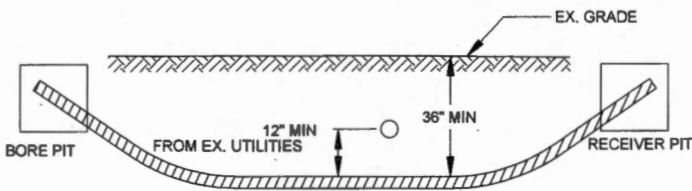
FTR INSPECTOR: JAMES WEST (972)-578-3224

ENGINEERED BY: CHC CONSULTING

DESIGNED BY: CHC CONSULTING

EST. #: SHEET: 12 OF 13

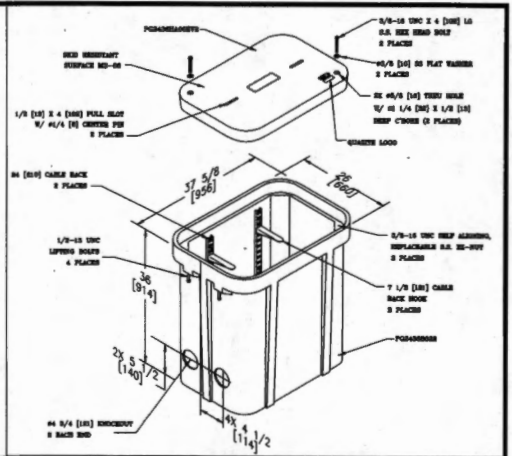
MINIMUM STANDARDS FOR DIRECTIONAL BORING



- PLACE END MARKER WITH UTILITY OWNER'S NAME DESCRIBING CONDUIT
- BORE PIT TO BE BACKFILLED AND COMPACTED IN 12" LIFTS WITH MATERIAL REMOVED
- FLOW OF DITCH MUST BE MAINTAINED AT ALL TIMES
- PROTECT ROOTS AT ALL TREE LOCATIONS, SHIFT BORE TRENCH IF NECESSARY

TYPICAL BORE DETAIL

SCALE 1
N.T.S.



2' X 3' HAND HOLE

SCALE 2
N.T.S.

Frontier COMMUNICATIONS

JOB ID: 5295526 DATE: 04/29/2022
 TITLE: FDH - CO RD 3413
 STREET ADDRESS: CO RD 3413
 CITY/STATE: LONE OAK, TX 75463 (HUNT COUNTY)
 FTR ENGINEER: CORY RIGGS (310) 210-8882
 FTR INSPECTOR: JAMES WEST (972) 578-3224

CHC CONSULTING, INC. EST. #
 13 OF 13

17,440 (42)



FILED FOR RECORD
at 1:00 o'clock P M

MAY 10 2022

BECKY LANDRUM
County Clerk, Hunt County, Tex.
By

04/28/2022
CHC Consulting
9095 Rio San Diego Dr. Ste 450
San Diego, CA 92108

**FDH/HH Placement/Boring
Project # 5295526**

Greetings,

Frontier communications proposes to place (1) 17"X30" HH, (2) 11"X11"X16" drop box and bore 409' to place 409' of (1)-1.25" duct. This request is for road crossings on Thunder Point Dr.

Please, see the attached construction package for location and proposed work details.

If you have any questions, please contact me at any time.

Sincerely,
Darrin Albrecht
Manager, FTTH Quality Control
Central Region
Darrin.l.albrecht@ftr.com
281-229-0849

Submitted by:
Shellie Brown, CHC Consulting Permit Coordinator
sbrown@chcconsulting.com

County Approval Section:

Approved: _____ Denied: _____

Authorized Signature: _____ Date: _____

**FRONTIER COMMUNICATION
CONSTRUCTION SPECIFICATIONS**

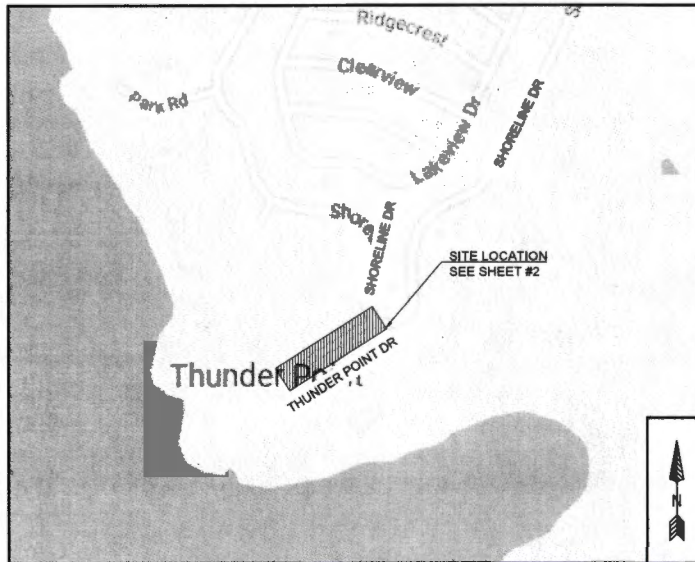
1. Contact Frontier Engineer CORY RIGGS at (310) 210-7882 sixty (60) days prior to need of service in order to confirm compliance, order materials, and schedule work forces. NOTE: FRONTIER COMMUNICATIONS INCORPORATED, RESERVES THE RIGHT TO REFUSE ANY CONDUIT, PULL BOXES, MANHOLES, OR UTILITY BOXES THAT DEVIATE FROM PLANS AND SPECIFICATIONS.
2. All conduit riser bands to have a minimum thirty-six (36) inch radius.
3. All horizontal ninety (90) degree bends shall have a minimum radius of 12.5 feet and all vertical ninety (90) degree bends shall have a minimum radius of three feet. No more than two ninety (90) degree horizontal bends shall be placed in any single run unless otherwise specified. Contact the Frontier engineer concerning any required deviations.
4. All conduit must be proven using a manrol no less than a 1/2" smaller than the conduit placed. Wall to wall measurements must be taken with a measured tape and a 3/8" polypropylene pull rope in each duct. An accurate wall to wall measurement of conduit placed must be As-built on an approved Frontier construction plan. A copy of the As-built conduit work order must be provided to the Frontier Inspector assigned to your project.
5. Plans weatherproof caps on all terminated conduits.
6. Approved plastic conduit (PVC Sch. 40, TYPE-C or HDPE (2") is to be used in underground construction unless otherwise specified.
7. Conduit terminated on a pole must be PVC Sch. 80. Location of riser on pole will be called out by engineering on the construction plan.
8. Conduit placed in same trench with primary power conduit must be separated by a minimum of twelve (12) inches of well-packed sand or three inches of concrete, and have a minimum of thirty-six (36) inches of cover when placed behind curb face. All street signs and conduits placed in the driven portion of the roadway must have a minimum of eight (8) inches of cover to top of pipe. CONTACT THE FRONTIER INSPECTOR 48 HRS BEFORE TRENCHING AND UPON COMPLETION OF YOUR SUBSTRUCTURES TO SCHEDULE THE FINAL INSPECTION.

CONDUIT DESIGN

FDH- CO RD 3413
THUNDER POINT DR & SHORELINE DR
LONE OAK, TX 75453

ABBREVIATIONS

BLDG	BUILDING	PED	PEDESTAL (UTILITY)
CL	CENTER LINE	PVC	POLYVINYL CHLORIDE
CONC	CONCRETE	PL	PROPERTY LINE
CSW	CONCRETE SIDEWALK	RR	RAILROAD
DWY	EX. DRIVEWAY	ITD ROW	RIGHT OF WAY
EOC	EDGE OF CURB	SL	STREET LIGHT
EOP	EDGE OF PAVEMENT	W-BLDG	WALL TO BUILDING
ETW	ETW LINE	W-P	WALL TO POLE
HH	HANDHOLE	W-W	WALL TO WALL
MH	MANHOLE	P.U.E.	PUBLIC UTILITY EASEMENT
NTS	NOT TO SCALE	CG	CURB & GUTTER



VICINITY MAP
NTS

LEGEND

	New Trench
	New Bore
	Existing Gas
	Existing Water
	Existing Telephone
	Existing Sewer
	Existing Storm Drain
	Existing Electric
	Existing Manhole
	Existing Handhole (2'x3' or 17'x30')
	DSLAM
	X-CONNECT
	POWER PEDESTAL
	TELECO PEDESTAL
	3' x 5' PULL BOX
	POLE

**PERMITTING AGENCY:
HUNT COUNTY**

PICK UP POINT: SHORELINE DR LIMITS
 PATH FOOTAGE: BORE = 408'
 MATERIALS:
 (1) NEW 17'X30" HH
 (2) NEW 11"X11"X18" DROP BOX
 408' OF (1)-1.25" DUCT



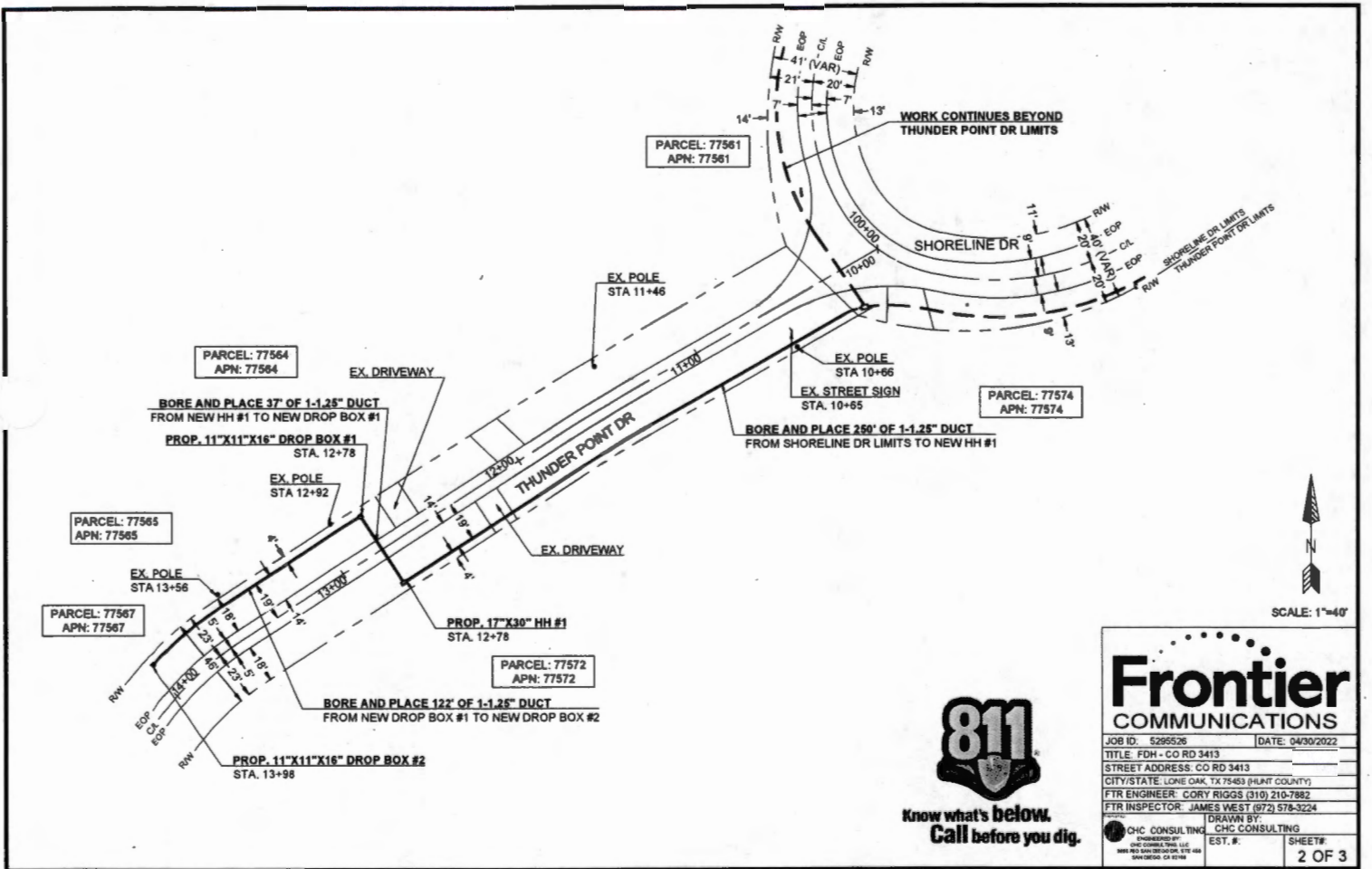
Know what's below.
Call before you dig.

-HDPE AND PVC FOOTAGES DO NOT INCLUDE SWEEPS
 -ACTUAL FOOTAGES OF HDPE AND PVC WILL BE NEEDED TO ORDER MATERIALS. PLEASE INCLUDE MEASURED TAPE IN ALL PVCs.
 -FRONTIER INSPECTOR SHALL BE PRESENT ON SITE WHEN CONTRACTOR NEEDS TO ACCESS ANY EXISTING FRONTIER FACILITY.

Frontier COMMUNICATIONS

JOB ID: 5295526 DATE: 04/30/2022
 TITLE: FDH - CO RD 3413
 STREET ADDRESS: CO RD 3413
 CITY/STATE: LONE OAK, TX 75453 (HUNT COUNTY)
 FTR ENGINEER: CORY RIGGS (310) 210-7882
 FTR INSPECTOR: JAMES WEST (972) 578-3224

DRAWN BY: CHC CONSULTING
 EST. #:
 SHEET #:
1 OF 3



SCALE: 1"=40'



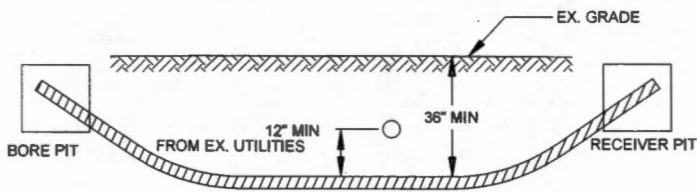
Know what's below.
Call before you dig.

Frontier COMMUNICATIONS

JOB ID: 5295526 DATE: 04/30/2022
 TITLE: FDH - CO RD 3413
 STREET ADDRESS: CO RD 3413
 CITY/STATE: LONE OAK, TX 75453 (HUNT COUNTY)
 FTR ENGINEER: CORY RIGGS (310) 210-7882
 FTR INSPECTOR: JAMES WEST (972) 578-3224

DRAWN BY: CHC CONSULTING
 EST. #:
 SHEET: 2 OF 3

MINIMUM STANDARDS FOR DIRECTIONAL BORING



- PLACE END MARKER WITH UTILITY OWNER'S NAME DESCRIBING CONDUIT
- BORE PIT TO BE BACKFILLED AND COMPACTED IN 12" LIFTS WITH MATERIAL REMOVED
- FLOW OF DITCH MUST BE MAINTAINED AT ALL TIMES
- PROTECT ROOTS AT ALL TREE LOCATIONS, SHIFT BORE TRENCH IF NECESSARY

TYPICAL BORE DETAIL

SCALE
1 N.T.S. 1

JOB ID: 5295526		DATE: 04/30/2022
TITLE: FDH - CO RD 3413		
STREET ADDRESS: CO RD 3413		
CITY/STATE: LONE OAK, TX 75463 (HUNT COUNTY)		
FTR ENGINEER: CORY RIGGS (310) 210-7882		
FTR INSPECTOR: JAMES WEST (972) 578-3224		
DRAWN BY: CHC CONSULTING		EST. #:
<small> CHC CONSULTING ENGINEERING BY CHC CONSULTING LLC 800 W. SAN ANTONIO ST. STE. 404 SAN ANTONIO, TX 78207 </small>		SHEET #: 3 OF 3

17,440 (43)



FILED FOR RECORD
at 1:00 o'clock P M

MAY 10 2022

BECKY LANDRUM
County Clerk, Hunt County, Tex.
By

04/28/2022
CHC Consulting
9095 Rio San Diego Dr. Ste 450
San Diego, CA 92108

**FDH/HH Placement/Boring
Project # 5295526**

Greetings,

Frontier communications proposes to place (6) 17"X30" HH, (1) 2'X3' HH, (7) 11"X11"X16" drop box and bore 2,632' to place 2,434' of (1)-1.25" duct and 198' of (2)-1.25" ducts. This request is for road crossings on Valley VW.

Please, see the attached construction package for location and proposed work details.

If you have any questions, please contact me at any time.

Sincerely,
Darrin Albrecht
Manager, FTTH Quality Control
Central Region
Darrin.l.albrecht@ftr.com
281-229-0849

Submitted by:
Shellie Brown, CHC Consulting Permit Coordinator
sbrown@chcconsulting.com

County Approval Section:

Approved: _____ Denied: _____

Authorized Signature: _____ Date: _____

**FRONTIER COMMUNICATION
CONSTRUCTION SPECIFICATIONS**

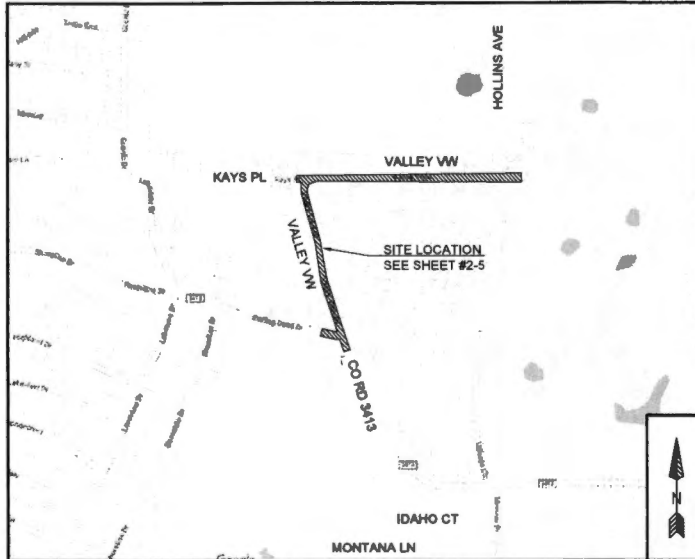
1. Contact Frontier Engineer CORY RIGGS at (310) 210-9882 sixty (60) days prior to need OF service in order to confirm compliance, enter materials, and schedule work forces. NOTE: FRONTIER COMMUNICATIONS INCORPORATED, RESERVES THE RIGHT TO REFUSE ANY CONDUIT, PULL BOXES, MANHOLES, OR UTILITY BOXES THAT DEVIATE FROM PLANS AND SPECIFICATIONS.
2. All conduit clear bends to have a minimum thirty-six (36) inch radius.
3. All horizontal ninety (90) degree bends shall have a minimum radius OF 12.5 feet and all vertical ninety (90) degree bends shall have a minimum radius OF three feet. No more than two ninety (90) degree horizontal bends shall be placed in any single run unless otherwise specified. Contact the Frontier engineer concerning any required deviations.
4. All conduit must be proven using a mandrel no less than a 1/2" smaller than the conduit placed. Wall to wall measurements must be taken with a measured tape and a 3/8" polypropylene pull rope in each duct. An accurate wall to wall measurement OF conduit placed must be As-built on an approved Frontier construction plan. A copy OF the As-built conduit work order must be provided to the Frontier Inspector assigned to your project.
5. Place weatherproof caps on all terminated conduits.
6. Approved plastic conduit (PVC Sch. 40, TYPE-C or HDPE (2") is to be used in underground construction unless otherwise specified.
7. Conduit terminated on a pole must be PVC Sch. 80. Location OF fiber on pole will be called out by engineering on the construction plan.
8. Conduit placed in same trench with primary power conduit must be separated by a minimum OF twelve (12) inches OF well-graded sand or three inches OF concrete, and have a minimum OF thirty-six (36) inches OF cover when placed behind curb face. All at crossings and conduits placed in the driven portion OF the roadway must have a minimum OF forty-eight (48) inches OF cover to top OF pipe. CONTACT THE FRONTIER INSPECTOR 48 HOURS BEFORE TRENCHING AND UPON COMPLETION OF YOUR STRUCTURES TO SCHEDULE THE FINAL INSPECTION.

CONSTRUCTION PACKAGE

FDH - CO RD 3413
CO RD 3413 & VALLEY VW
LONE OAK, TX 75453

ABBREVIATIONS

BLDG	BUILDING	PED	PEDESTAL (UTILITY)
CL	CENTER LINE	PVC	POLYVINYL CHLORIDE
CONC	CONCRETE	PL	PROPERTY LINE
CSW	CONCRETE SIDEWALK	RR	RAILROAD
DWY	EX. DRIVEWAY	ITD ROW	RIGHT OF WAY
EOC	EDGE OF CURB	SL	STREET LIGHT
EOP	EDGE OF PAVEMENT	W-BLDG	WALL TO BUILDING
ETW	ETW LINE	W-P	WALL TO POLE
HH	HANDHOLE	W-W	WALL TO WALL
MH	MANHOLE	P.U.E.	PUBLIC UTILITY EASEMENT
NTS	NOT TO SCALE	C/O	CURB & UTTER



**PERMITTING AGENCY:
HUNT COUNTY**

PICK UP POINT:
CR 3413 RAW

PATH FOOTAGE:
BORE = 2632'

MATERIALS:
(8) NEW 17'x30" MH
(1) NEW 2'x2' HW
(7) NEW 11'x11'x18" DROP BOX
2434' OF (1)-1.25" DUCT
198' OF (2)-1.25" DUCTS



**Know what's below.
Call before you dig.**

-HDPE AND PVC FOOTAGES DO NOT INCLUDE SWEEPS
-ACTUAL FOOTAGES OF HDPE AND PVC WILL BE NEEDED TO ORDER MATERIALS. PLEASE INCLUDE MEASURED TAPE IN ALL PVCs.
-FRONTIER INSPECTOR SHALL BE PRESENT ON SITE WHEN CONTRACTOR NEEDS TO ACCESS ANY EXISTING FRONTIER FACILITY.

LEGEND

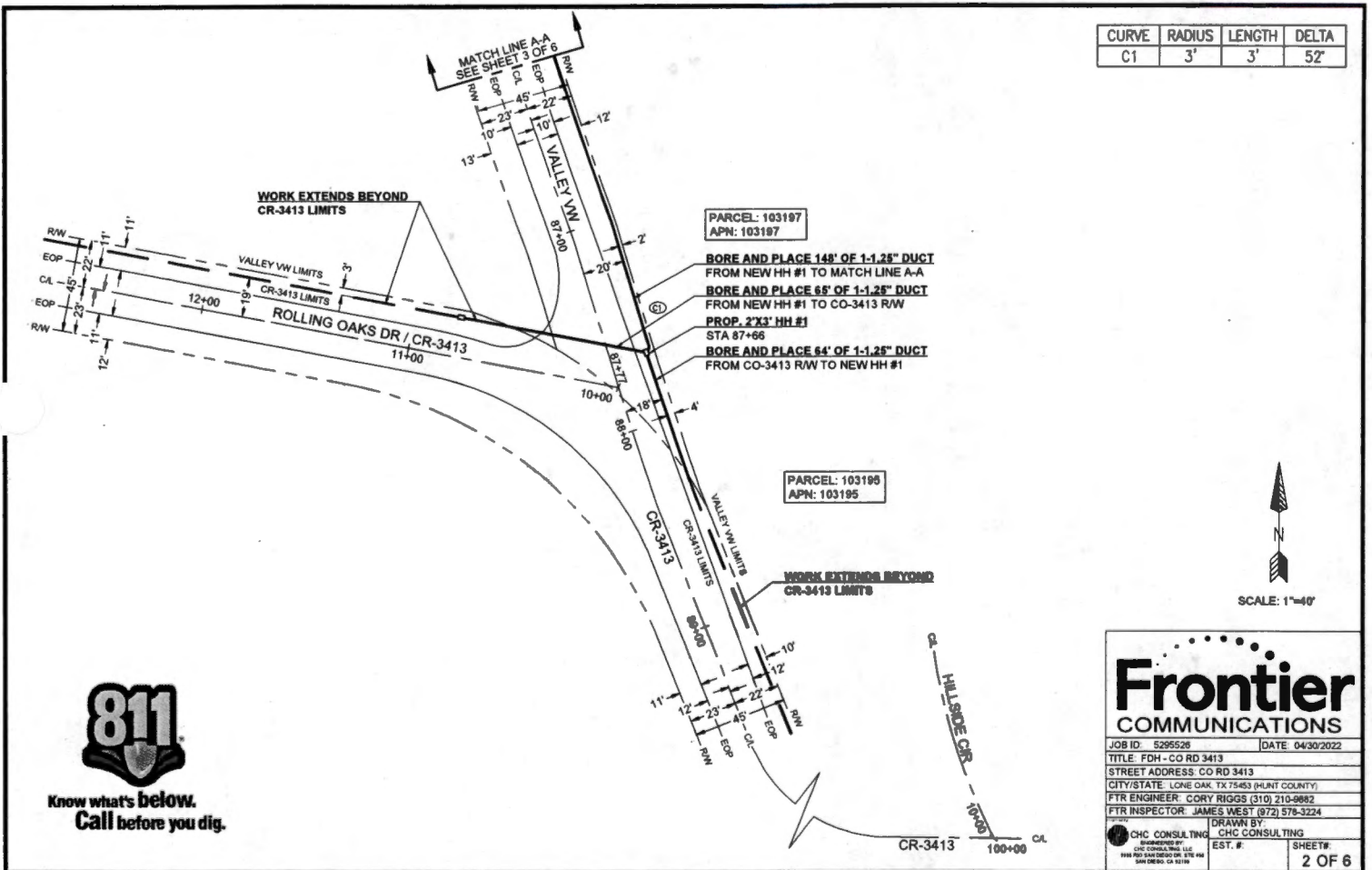
	New Trench
	New Bore
	Existing Gas
	Existing Water
	Existing Telephone
	Existing Sewer
	Existing Storm Drain
	Existing Electric
	Existing Manhole
	Existing Handhole (2'x3' or 17'x30')
	OSLM
	X-CONNECT
	POWER PEDESTAL
	TELECO PEDESTAL
	3' x 5' PULL BOX
	POLE

Frontier COMMUNICATIONS

JOB ID: 5295526 DATE: 04/30/2022
TITLE: FDH - CO RD 3413
STREET ADDRESS: CO RD 3413
CITY/STATE: LONE OAK TX 75453 (HUNT COUNTY)
FTR ENGINEER: CORY RIGGS (310) 210-9882
FTR INSPECTOR: JAMES WEST (872) 578-3224

DRAWN BY: CHC CONSULTING
EST. #:
SHEET #:
1 OF 6

CURVE	RADIUS	LENGTH	DELTA
C1	3'	3'	52°



WORK EXTENDS BEYOND
CR-3413 LIMITS

PARCEL: 103197
APN: 103197

BORE AND PLACE 148' OF 1-1.25" DUCT
FROM NEW HH #1 TO MATCH LINE A-A

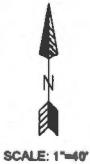
BORE AND PLACE 66' OF 1-1.25" DUCT
FROM NEW HH #1 TO CO-3413 R/W

PROP. 2'x3' HH #1
STA 87+66

BORE AND PLACE 64' OF 1-1.25" DUCT
FROM CO-3413 R/W TO NEW HH #1

PARCEL: 103195
APN: 103195

WORK EXTENDS BEYOND
CR-3413 LIMITS

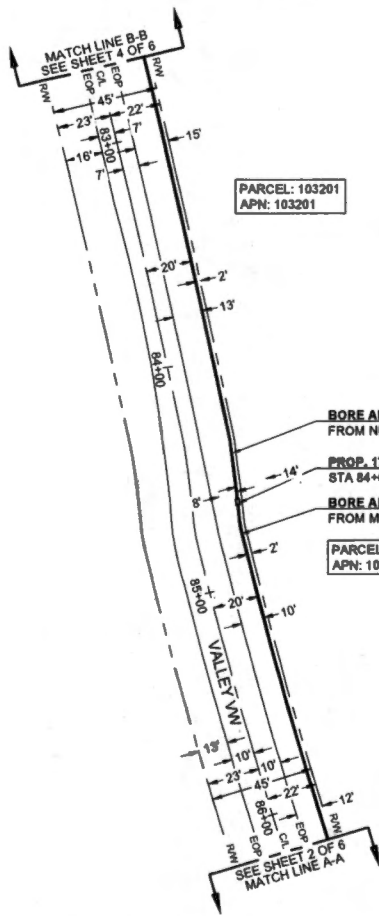


Know what's below.
Call before you dig.

Frontier COMMUNICATIONS

JOB ID: 5295526 DATE: 04/30/2022
 TITLE: FDH - CO RD 3413
 STREET ADDRESS: CO RD 3413
 CITY/STATE: LONE OAK, TX 75453 (HUNT COUNTY)
 PTR ENGINEER: CORY RIGGS (310) 210-9882
 FTR INSPECTOR: JAMES WEST (972) 578-3224

CHC CONSULTING <small>INCORPORATED IN THE STATE OF CALIFORNIA 1999 400 SAN DIEGO DR. STE 400 SAN DIEGO, CA 92108</small>	DRAWN BY: CHC CONSULTING	SHEET: 2 OF 6
	EST. #:	



CURVE	RADIUS	LENGTH	DELTA
C1	3	5'	90



Know what's below.
Call before you dig.



SCALE: 1"=40'

Frontier COMMUNICATIONS

JOB ID: 5295526 DATE: 04/30/2022

TITLE: FDH - CO RD 3413

STREET ADDRESS: CO RD 3413

CITY/STATE: LONE OAK, TX 75463 (HUNT COUNTY)

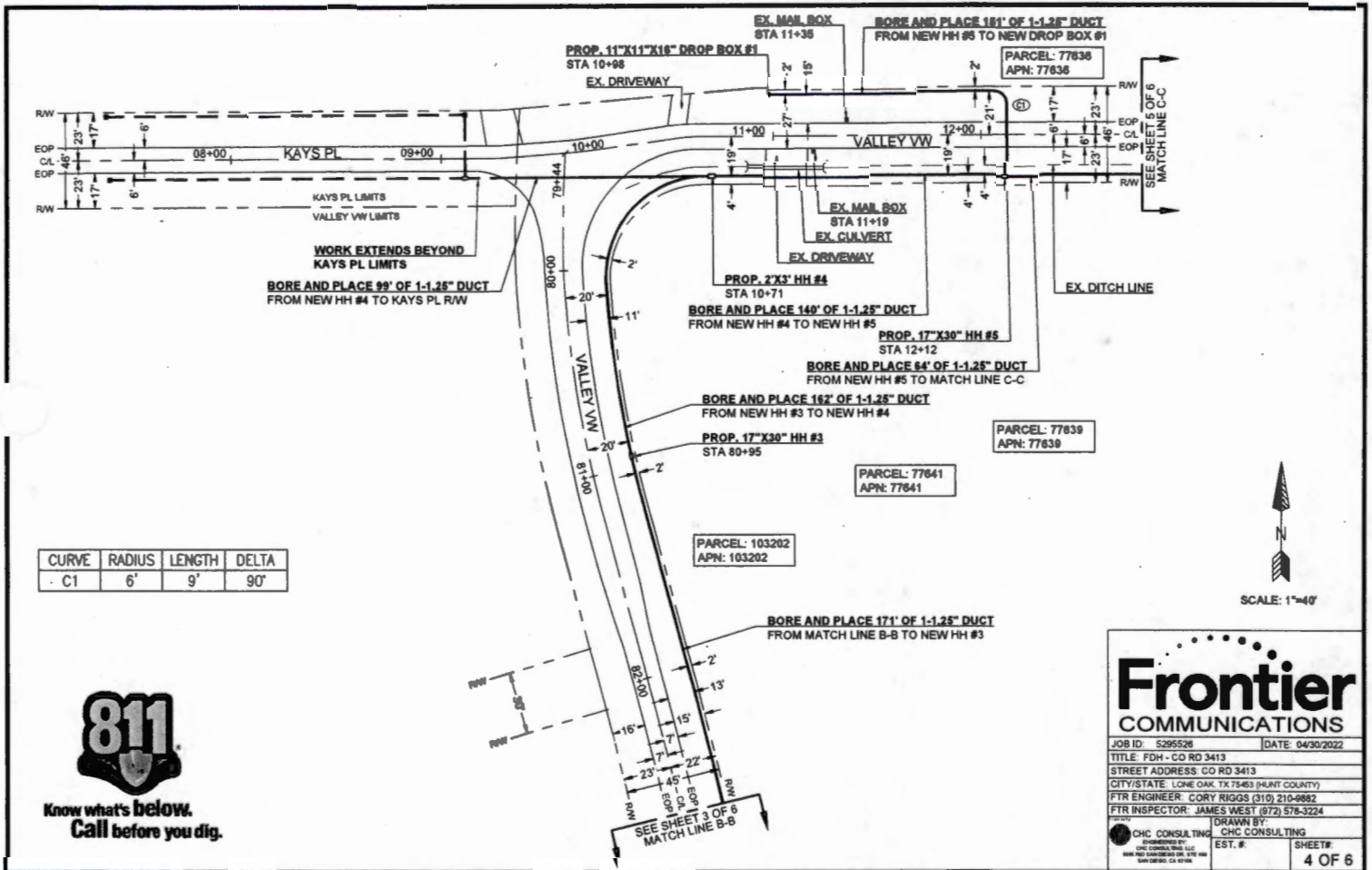
FTR ENGINEER: CORY RIGGS (310) 210-9882

FTR INSPECTOR: JAMES WEST (972) 578-3224

DRAWN BY: CHC CONSULTING

EST. # SHEET#

3 OF 6



CURVE	RADIUS	LENGTH	DELTA
C1	6'	9'	90°



Know what's below.
Call before you dig.

Frontier COMMUNICATIONS

JOB ID: 5295528 DATE: 04/30/2022

TITLE: FDH - CO RD 3413

STREET ADDRESS: CO RD 3413

CITY/STATE: LONE OAK, TX 75463 (HUNT COUNTY)

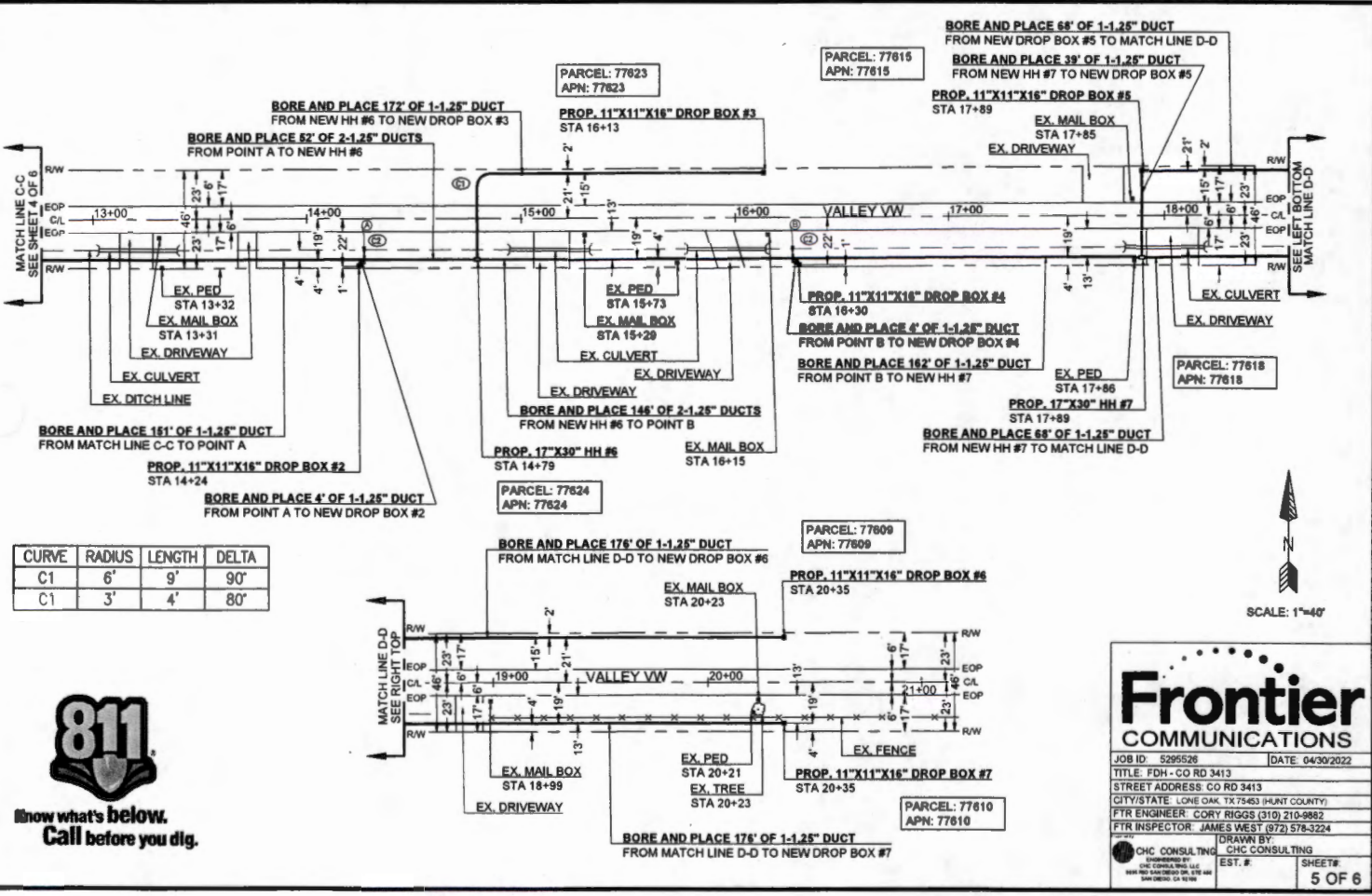
FTR ENGINEER: CORY RIGGS (310) 210-9882

FTR INSPECTOR: JAMES WEST (872) 578-3224

DRAWN BY: CHC CONSULTING

EST. #:

SHEET#: 4 OF 6



CURVE	RADIUS	LENGTH	DELTA
C1	6'	9'	90°
C1	3'	4'	80°

811
 Know what's below.
 Call before you dig.

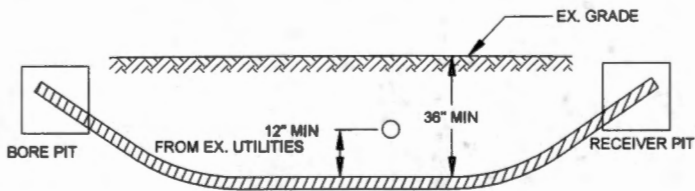


Frontier COMMUNICATIONS

JOB ID: 5295526 DATE: 04/30/2022
 TITLE: FDH - CO RD 3413
 STREET ADDRESS: CO RD 3413
 CITY/STATE: LONE OAK TX 75463 (HUNT COUNTY)
 FTR ENGINEER: CORY RIGGS (310) 210-8882
 FTR INSPECTOR: JAMES WEST (872) 578-3224

DRAWN BY: CHC CONSULTING
 EST. #:
 SHEETS: 5 OF 6

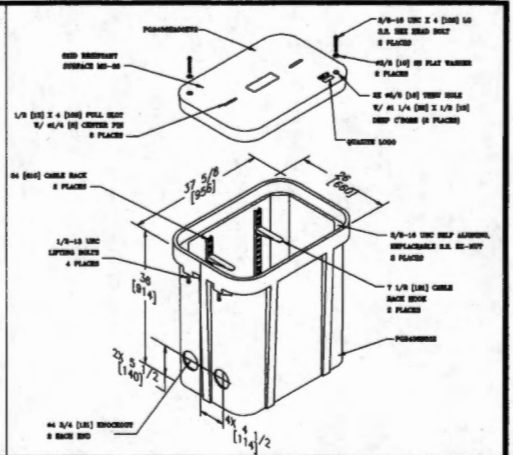
MINIMUM STANDARDS FOR DIRECTIONAL BORING



- PLACE END MARKER WITH UTILITY OWNER'S NAME DESCRIBING CONDUIT
- BORE PIT TO BE BACKFILLED AND COMPACTED IN 12" LIFTS WITH MATERIAL REMOVED
- FLOW OF DITCH MUST BE MAINTAINED AT ALL TIMES
- PROTECT ROOTS AT ALL TREE LOCATIONS, SHIFT BORE TRENCH IF NECESSARY

TYPICAL BORE DETAIL

SCALE
N.T.S. 1



2' X 3' HAND HOLE

SCALE
N.T.S. 2

Frontier COMMUNICATIONS

JOB ID: 5295526 DATE: 04/30/2022

TITLE: FDH - CO RD 3413

STREET ADDRESS: CO RD 3413

CITY/STATE: LONE OAK, TX 75463 (HUNT COUNTY)

FTR ENGINEER: CORY RIGGS (310) 210-9882

FTR INSPECTOR: JAMES WEST (972) 578-3224

DRAWN BY: CHC CONSULTING

EST. #

SHEET# 6 OF 6

17,440 (44)



FILED FOR RECORD
at 1:00 o'clock P M

MAY 10 2022

BECKY LANDRUM
County Clerk, Hunt County, Tex.
By

04/28/2022
CHC Consulting
9095 Rio San Diego Dr. Ste 450
San Diego, CA 92108

**FDH/HH Placement/Boring
Project # 5295526**

Greetings,

Frontier communications proposes to place (16) 17"X30" HH, (2) 2'X3' HH, (5) 11"X11"X16" drop box and bore 3,517' to place 3,517' of (1)-1.25" duct. This request is for road crossings on Lake View Dr.

Please, see the attached construction package for location and proposed work details.

If you have any questions, please contact me at any time.

Sincerely,
Darrin Albrecht
Manager, FTTH Quality Control
Central Region
Darrin.l.albrecht@ftr.com
281-229-0849

Submitted by:
Shellie Brown, CHC Consulting Permit Coordinator
strovvn@chcconsulting.com

County Approval Section:

Approved: _____ Denied: _____

Authorized Signature: _____ Date: _____

**FRONTIER COMMUNICATION
CONSTRUCTION SPECIFICATIONS**

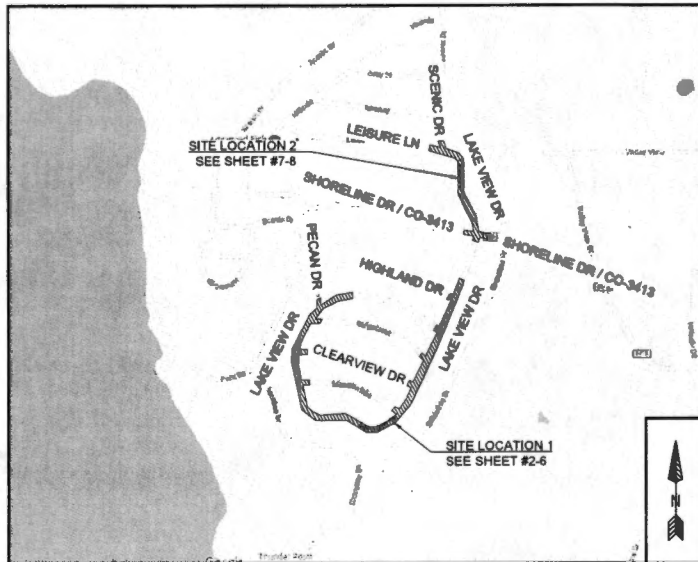
1. Contact Frontier Engineer CORY RIGGS at (310) 210-9882 sixty (60) days prior to need OF service in order to confirm compliance, order materials, and schedule work forces. NOTE: FRONTIER COMMUNICATIONS INCORPORATED, RESERVES THE RIGHT TO REFUSE ANY CONDUIT, PULL BOXES, MANHOLES, OR UTILITY BOXES THAT DEVIATE FROM PLANS AND SPECIFICATIONS.
2. All conduit riser bands to have a minimum thirty-six (36) inch radius.
3. All horizontal ninety (90) degree bends shall have a minimum radius OF 12.5 feet and all vertical ninety (90) degree bends shall have a minimum radius OF three feet. No more than two ninety (90) degree horizontal bends shall be placed in any single run unless otherwise specified. Contact the Frontier engineer concerning any required deviations.
4. All conduit must be proven using a mandrel no less than a 1/2" smaller than the conduit placed. Wall to wall measurements must be taken with a measured tape and a 3/8" polypropylene pull rope in each duct. An accurate wall to wall measurement OF conduit placed must be As-built on an approved Frontier construction plan. A copy OF the As-built conduit work order must be provided to the Frontier Inspector assigned to your project.
5. Place weatherproof caps on all terminated conduits.
6. Approved plastic conduit (PVC Schedules 40, TYPE-C or HDPE (2") is to be used in underground construction unless otherwise specified.
7. Conduit terminated on a pole must be PVC Schedule 40. Location OF riser on pole will be called out by engineering on the construction plan.
8. Conduit placed in storm trench with primary power conduit must be separated by a minimum OF twelve (12) inches OF well-packed sand or three inches OF concrete, and have a minimum OF thirty-six (36) inches OF cover when placed behind curb face. All wet crossings and conduits placed in the driven portion OF the roadway must have a minimum OF forty-eight (48) inches OF cover to top OF pipe. CONTACT THE FRONTIER INSPECTOR 48 HOURS BEFORE TRENCHING AND UPON COMPLETION OF YOUR STRUCTURES TO SCHEDULE THE FINAL INSPECTION.

CONDUIT DESIGN

FDH - CO RD 3413
PECAN DR & LAKE VIEW DR
LONE OAK, TX 75453

ABBREVIATIONS

BLDG	BUILDING	PED	PEDESTAL (UTILITY)
C/L	CENTER LINE	PVC	POLYVINYL CHLORIDE
CONC	CONCRETE	P/L	PROPERTY LINE
CSW	CONCRETE SIDEWALK	RR	RAILROAD
DWV	EX. DRIVEWAY	ITD ROW	RIGHT OF WAY
EOC	EDGE OF CURB	SL	STREET LIGHT
EOP	EDGE OF PAVEMENT	W-BLDG	WALL TO BUILDING
ETW	ETW LINE	W-P	WALL TO POLE
HH	HANDHOLE	WW	WALL TO WALL
MH	MANHOLE	P.U.E.	PUBLIC UTILITY EASEMENT
NTS	NOT TO SCALE	C/G	CURB & GUTTER



VICINITY MAP
NTS

**PERMITTING AGENCY:
HUNT COUNTY**

PICK UP POINT:
NEW MH
VALLEY VW RAW

PATH FOOTAGE:
BORE = 3517

MATERIALS:
(16) NEW 17'X30" MH
(2) NEW 2'X2' MH
(5) NEW 11'X17'X18" DROP BOX
3517' OF (1)-1.25" DUCT



**Know what's below.
Call before you dig.**

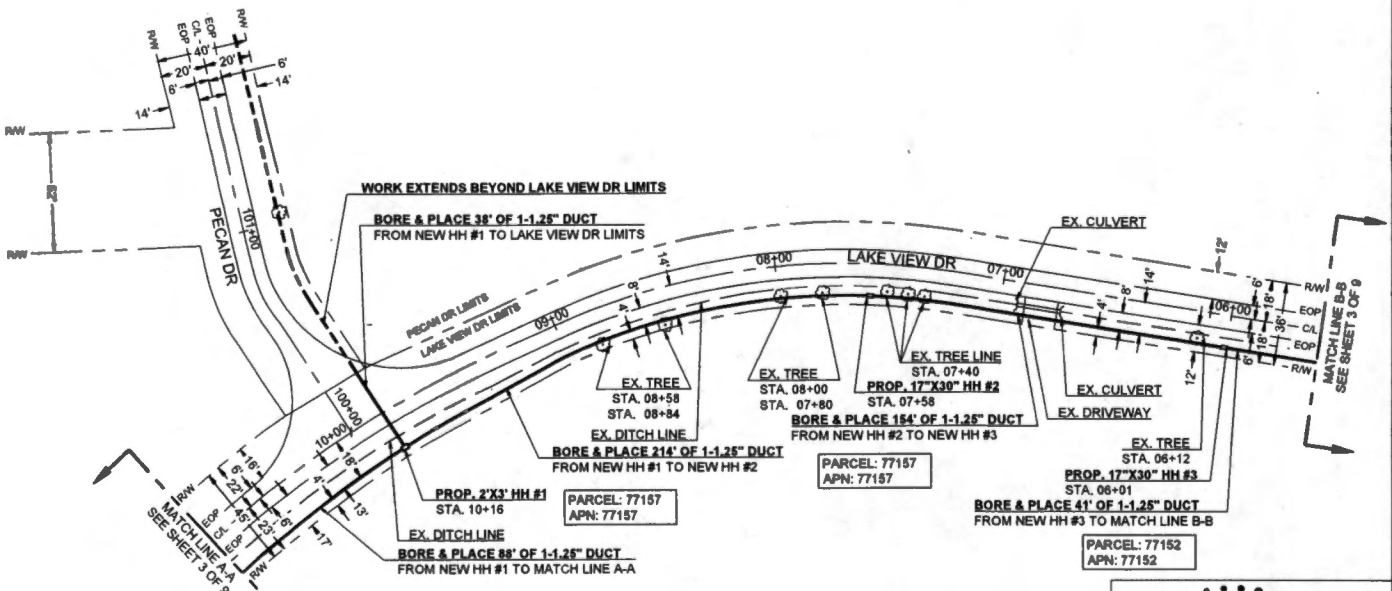
-HDPE AND PVC FOOTAGES DO NOT INCLUDE SWEEPS
-ACTUAL FOOTAGES OF HDPE AND PVC WILL BE NEEDED TO ORDER MATERIALS. PLEASE INCLUDE MEASURED TAPE IN ALL PVCS.
-FRONTIER INSPECTOR SHALL BE PRESENT ON SITE WHEN CONTRACTOR NEEDS TO ACCESS ANY EXISTING FRONTIER FACILITY.

LEGEND

	New Trench
	New Bore
	Existing Gas
	Existing Water
	Existing Telephone
	Existing Sewer
	Existing Storm Drain
	Existing Electric
	Existing Manhole
	Existing Handhole (2'x2' or 17'x30')
	DSLAM
	X-CONNECT
	POWER PEDESTAL
	TELECO PEDESTAL
	3' X 5' PULL BOX
	POLE

Frontier COMMUNICATIONS

JOB ID: 5295526 DATE: 04/30/2022
TITLE: FDH - CO RD 3413
STREET ADDRESS: CO RD 3413
CITY/STATE: LONE OAK, TX 75453 (HUNT COUNTY)
FTR ENGINEER: CORY RIGGS (310) 210-9882
FTR INSPECTOR: JAMES WEST (972)-578-3224
DRAWN BY: CHC CONSULTING
CHC CONSULTING
EST. # SHEET#
1 OF 9



WORK EXTENDS BEYOND LAKE VIEW DR LIMITS

BORE & PLACE 38' OF 1-1.25" DUCT
FROM NEW HH #1 TO LAKE VIEW DR LIMITS

PECAN DR LIMITS
LAKE VIEW DR LIMITS

EX. TREE
STA. 08+58
STA. 08+84
EX. DITCH LINE

BORE & PLACE 214' OF 1-1.25" DUCT
FROM NEW HH #1 TO NEW HH #2

PROP. 2'X3' HH #1
STA. 10+16

PARCEL: 77157
APN: 77157

EX. DITCH LINE
BORE & PLACE 88' OF 1-1.25" DUCT
FROM NEW HH #1 TO MATCH LINE A-A

EX. TREE
STA. 08+00
STA. 07+80

EX. TREE LINE
STA. 07+40
PROP. 17"X30" HH #2
STA. 07+58

BORE & PLACE 154' OF 1-1.25" DUCT
FROM NEW HH #2 TO NEW HH #3

PARCEL: 77157
APN: 77157

EX. TREE
STA. 06+12
PROP. 17"X30" HH #3
STA. 06+01

BORE & PLACE 41' OF 1-1.25" DUCT
FROM NEW HH #3 TO MATCH LINE B-B

PARCEL: 77152
APN: 77152



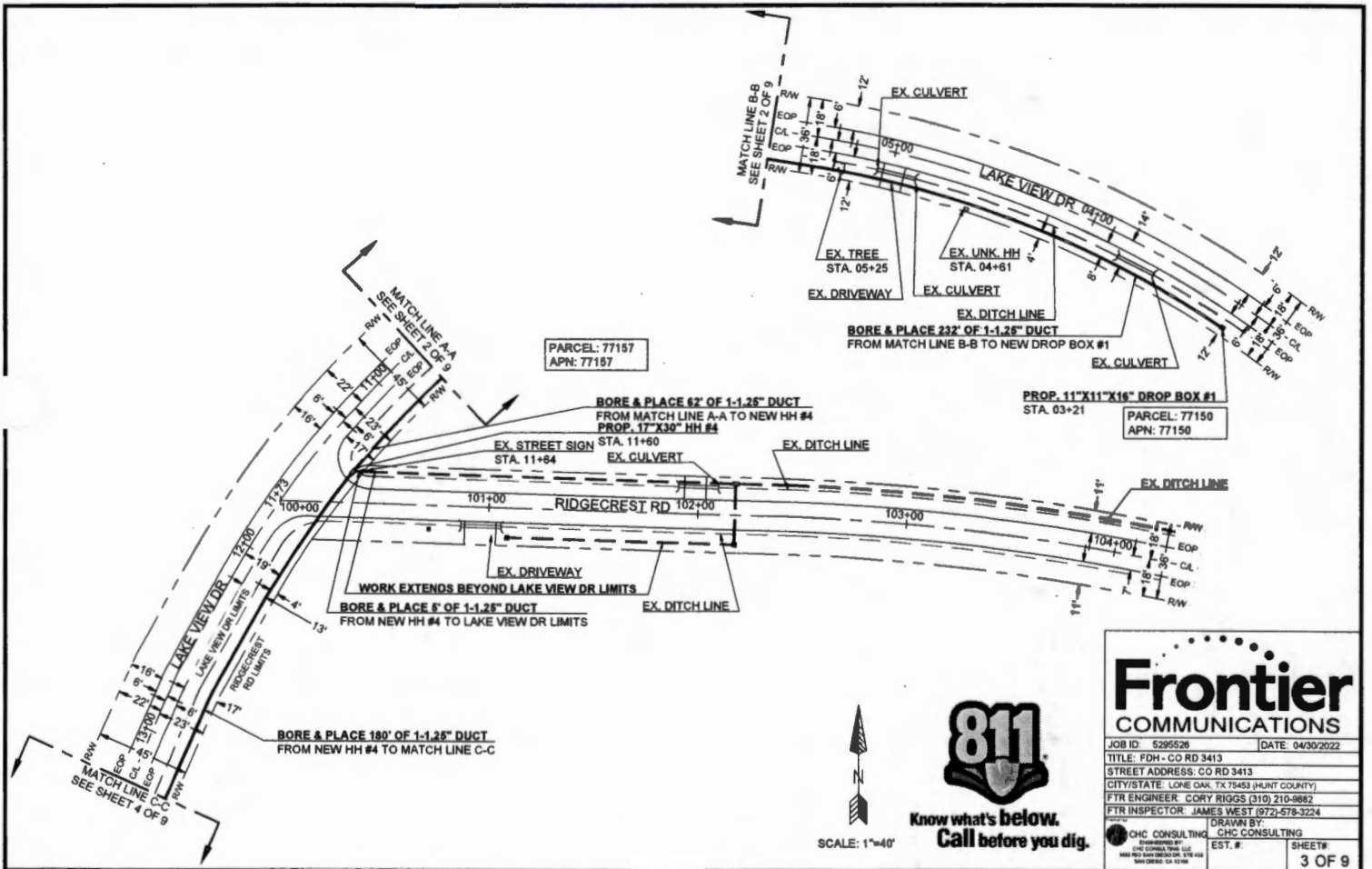
Know what's below.
Call before you dig.

SCALE: 1"=40'

Frontier COMMUNICATIONS

JOB ID: 5295526 DATE: 04/30/2022
TITLE: FDH - CO RD 3413
STREET ADDRESS: CO RD 3413
CITY/STATE: LONE OAK, TX 75453 (HUNT COUNTY)
FTR ENGINEER: CORY RIGGS (310) 210-8882
FTR INSPECTOR: JAMES WEST (872)-578-3224

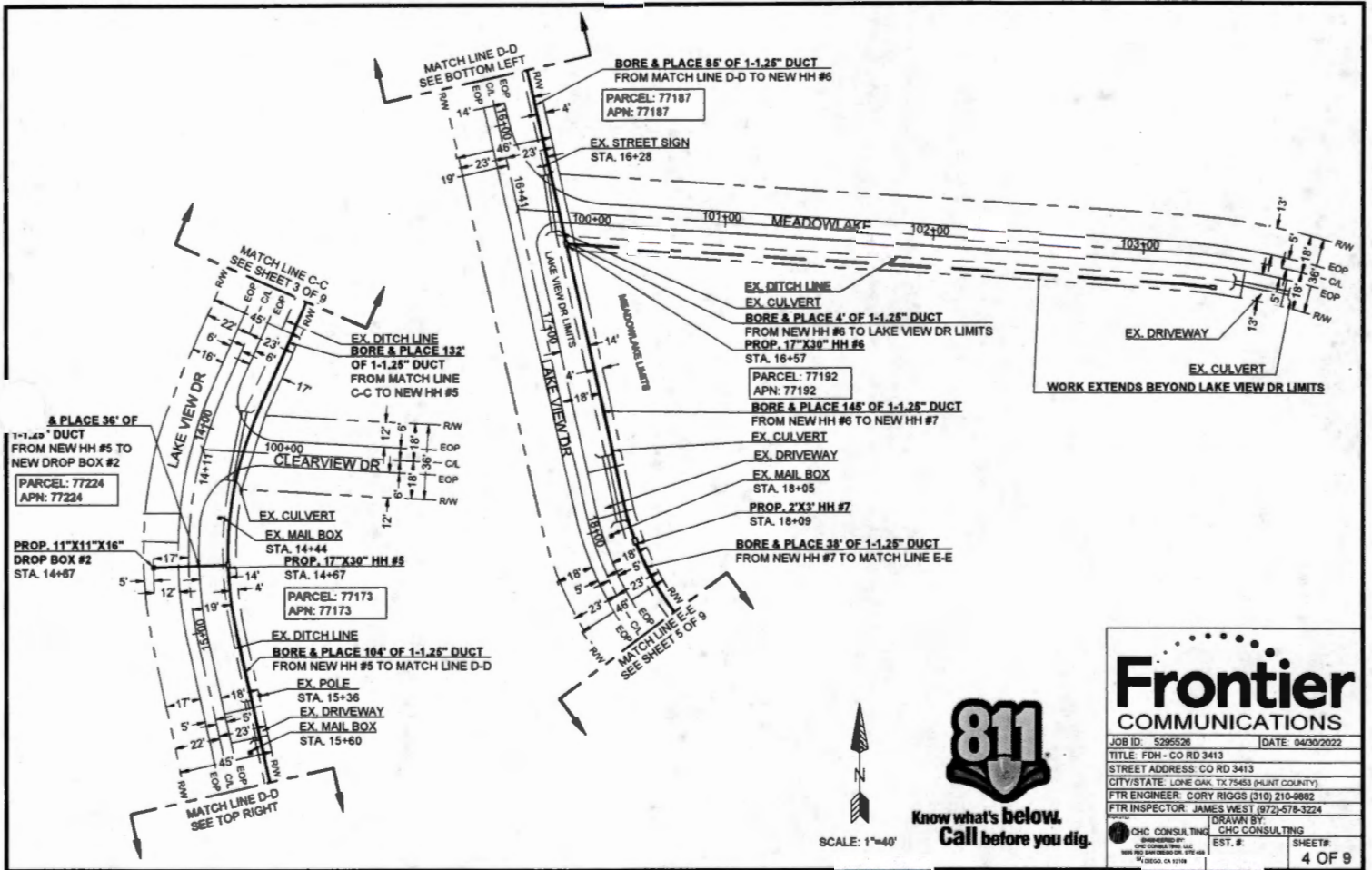
<p>CHC CONSULTING CHC CONSULTING CHC CONSULTING, LLC 1000 SAN ANTONIO DR, STE 114 SAN DIEGO, CA 92108</p>	<p>DRAWN BY: CHC CONSULTING EST. #:</p>	<p>SHEET #: 2 OF 9</p>
---	---	----------------------------



**Know what's below.
Call before you dig.**

SCALE: 1"=40'

Frontier COMMUNICATIONS	
JOB ID: 5295526	DATE: 04/30/2022
TITLE: FDH - CO RD 3413	
STREET ADDRESS: CO RD 3413	
CITY/STATE: LONE OAK, TX 75453 (HUNT COUNTY)	
FTR ENGINEER: CORY RIGGS (310) 210-8882	
FTR INSPECTOR: JAMES WEST (972) 578-3224	
CHC CONSULTING <small>ENGINEERED BY CHC CONSULTING LLC 4800 W. AUSTIN ROAD, SUITE 410 SAN ANTONIO, TX 78248</small>	DRAWN BY: CHC CONSULTING EST. #: SHEET#: 3 OF 9



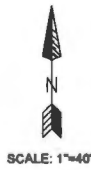
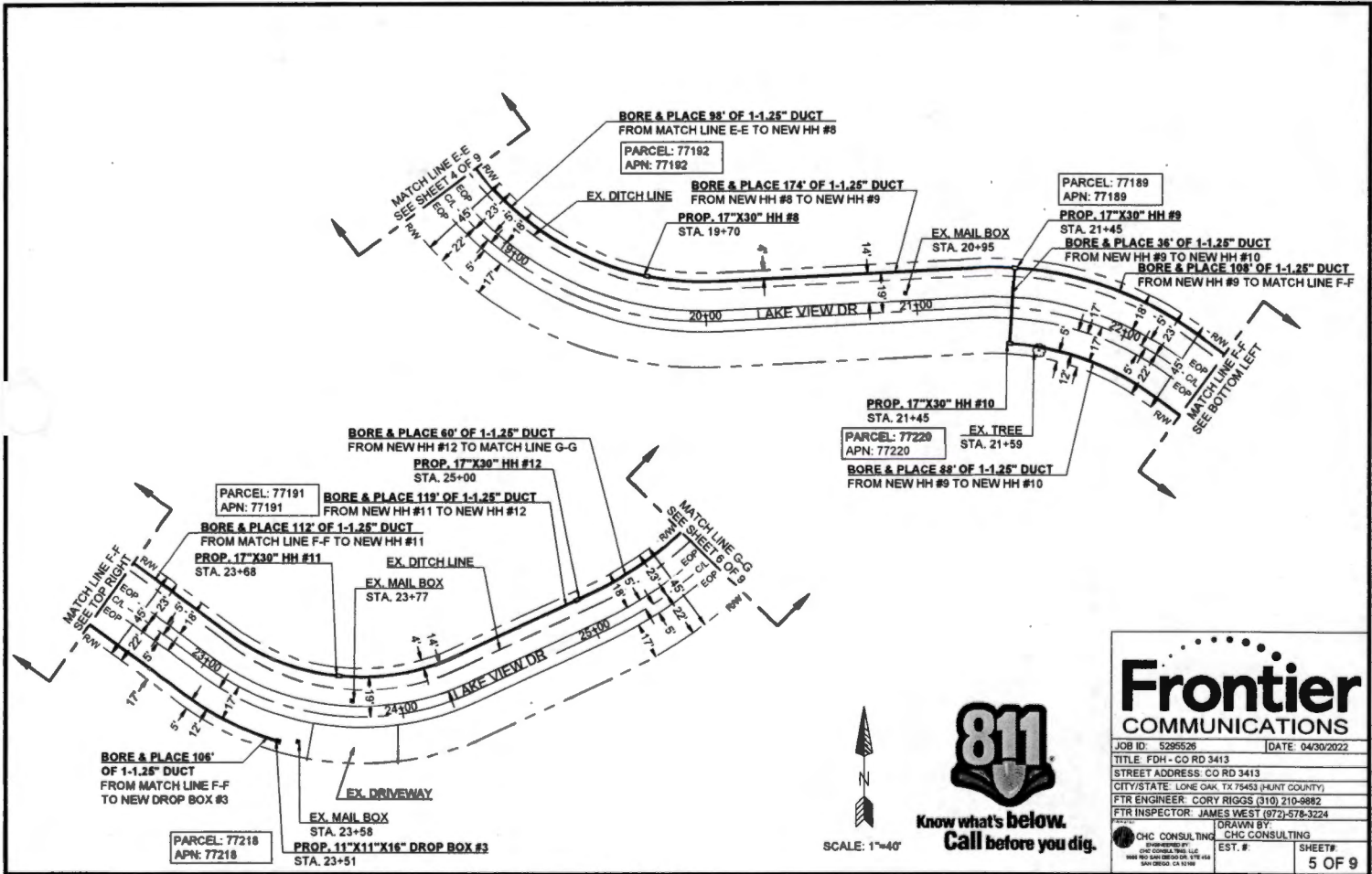
811
Know what's below.
Call before you dig.

Frontier COMMUNICATIONS

JOB ID: 5295526 DATE: 04/30/2022
 TITLE: FDH - CO RD 3413
 STREET ADDRESS: CO RD 3413
 CITY/STATE: LONE OAK, TX 75453 (HUNT COUNTY)
 FTR ENGINEER: CORY RIGGS (310) 210-9882
 FTR INSPECTOR: JAMES WEST (972) 578-3224

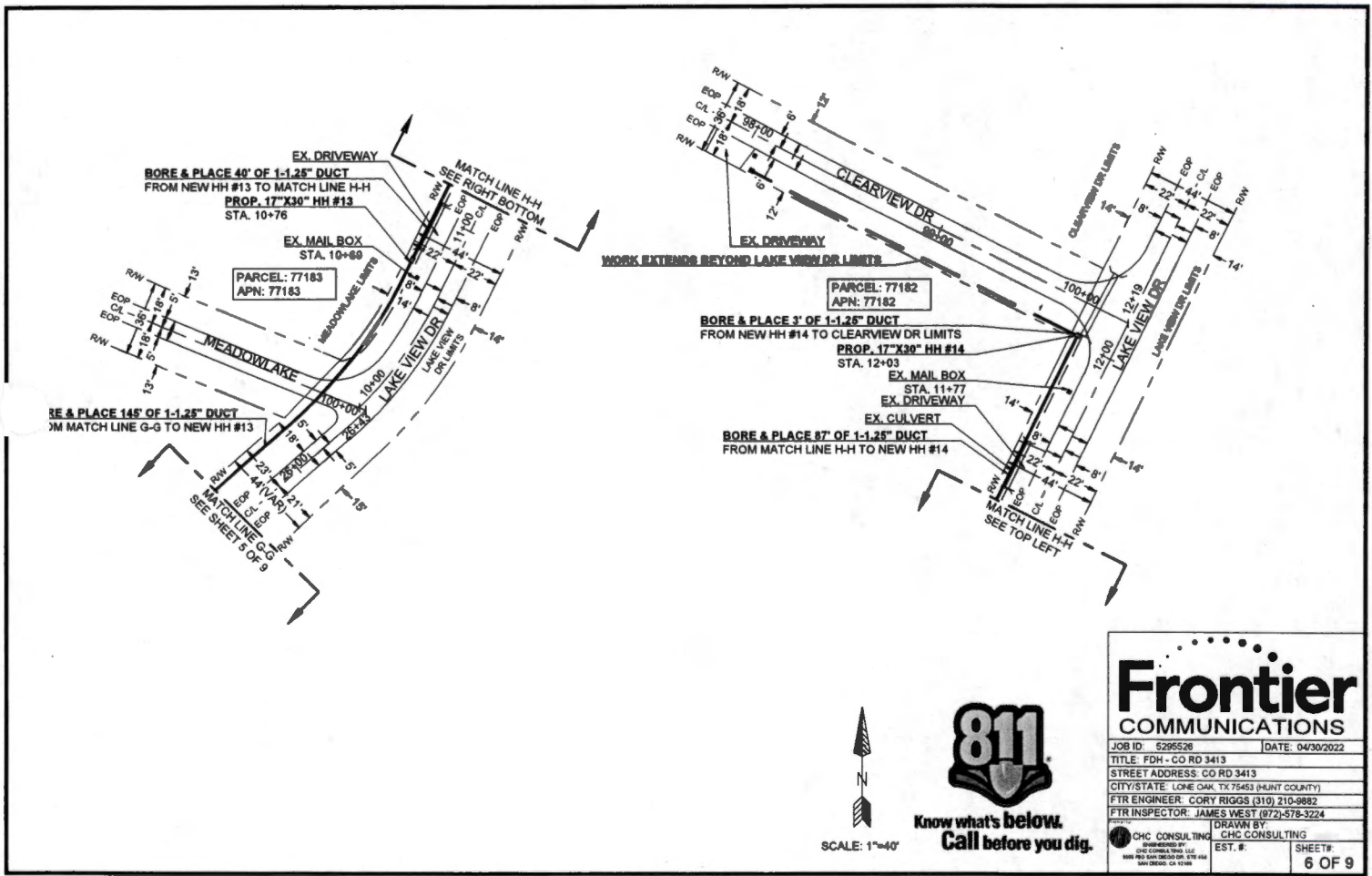
DRAWN BY: CHC CONSULTING
 EST. # SHEET #
 CHC CONSULTING CHC CONSULTING
 1100 W. SANDHILL DR., STE 408 1100 W. SANDHILL DR., STE 408
 DALLAS, TX 75243 DALLAS, TX 75243

4 OF 9



811
 Know what's below.
 Call before you dig.

Frontier COMMUNICATIONS	
JOB ID: 5295526	DATE: 04/30/2022
TITLE: FDI - CO RD 3413	
STREET ADDRESS: CO RD 3413	
CITY/STATE: LONE OAK, TX 75453 (HUNT COUNTY)	
FTR ENGINEER: CORY RIGGS (310) 210-9882	
FTR INSPECTOR: JAMES WEST (972) 578-3224	
CHC CONSULTING	DRAWN BY: CHC CONSULTING
EST. #	SHEET#
	5 OF 9



811
Know what's below.
Call before you dig.

Frontier COMMUNICATIONS

JOB ID: 5295526 DATE: 04/30/2022

TITLE: FDM - CO RD 3413

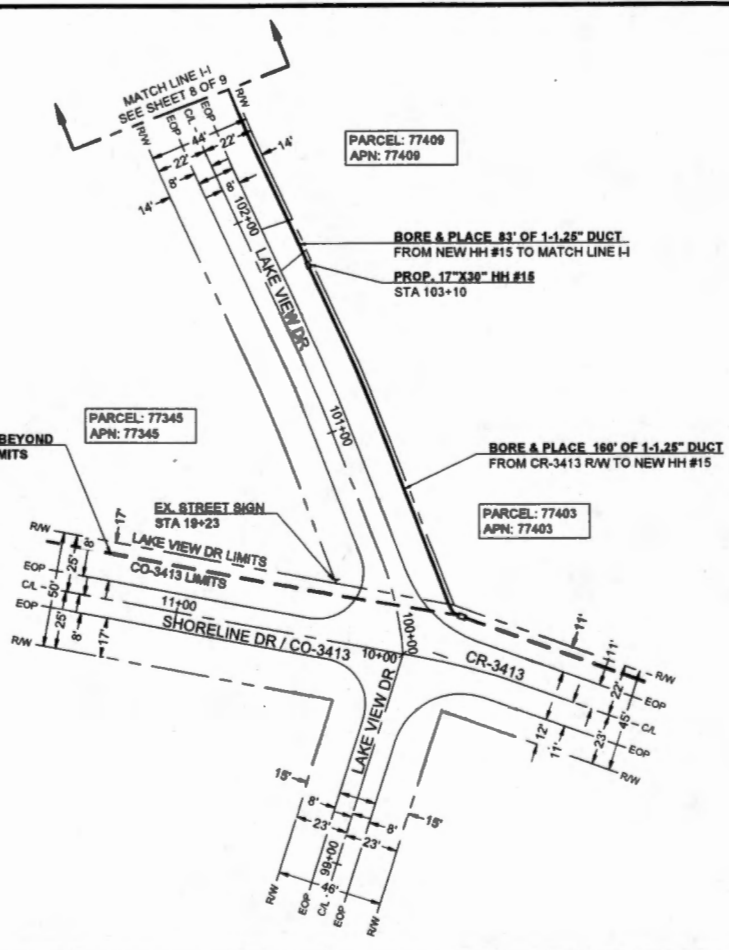
STREET ADDRESS: CO RD 3413

CITY/STATE: LONE OAK, TX 75453 (HUNT COUNTY)

FTR ENGINEER: CORY RIGGS (310) 210-9882

FTR INSPECTOR: JAMES WEST (972)-578-3224

CHC CONSULTING	DRAWN BY: CHC CONSULTING
EST. #:	SHEET #:
	6 OF 9



WORK EXTENDS BEYOND LAKE VIEW DR LIMITS


PARCEL: 77345
APN: 77345

PARCEL: 77409
APN: 77409

BORE & PLACE 83' OF 1-1.25" DUCT FROM NEW HH #15 TO MATCH LINE I-I
PROP. 17" X 36" HH #18
STA 103+10

BORE & PLACE 160' OF 1-1.25" DUCT FROM CR-3413 RW TO NEW HH #15

PARCEL: 77403
APN: 77403



Know what's below.
Call before you dig.

Frontier COMMUNICATIONS

JOB ID: 5295526 DATE: 04/30/2022

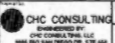
TITLE: FDH - CO RD 3413

STREET ADDRESS: CO RD 3413

CITY/STATE: LONE OAK, TX 75463 (HUNT COUNTY)

FTR ENGINEER: CORY RIGGS (310) 210-9882

FTR INSPECTOR: JAMES WEST (972)-578-3224


 DRAWN BY: CHC CONSULTING
 EST. # _____ SHEET# 7 OF 9



PARCEL: 77401
APN: 77401
PROP. 11"X11"X16" DROP BOX #5
STA 107+48

BORE & PLACE 69' OF 1-1.25" DUCT
FROM NEW HH #18 TO NEW DROP BOX #5

PARCEL: 77422
APN: 77422
PROP. 17"X30" HH #18
STA 106+71

BORE & PLACE 176' OF 1-1.25" DUCT
FROM NEW HH #17 TO NEW HH #18

MATCH LINE J-J
SEE LEFT BOTTOM

BORE & PLACE 160' OF 1-1.25" DUCT
FROM NEW HH #16 TO MATCH LINE J-J

PARCEL: 77412
APN: 77412

PROP. 17"X30" HH #16
STA 103+10

BORE & PLACE 51' OF 1-1.25" DUCT
FROM MATCH LINE I-I TO NEW HH #16

PARCEL: 77345
APN: 77345

PROP. 11"X11"X16" DROP BOX #4
STA 103+10

BORE & PLACE 40' OF 1-1.25" DUCT
FROM NEW HH #16 TO NEW DROP BOX #4

SEE SHEET 7 OF 9
MATCH LINE I-I

PROP. 17"X30" HH #17
STA 105+23

BORE & PLACE 45' OF 1-1.25" DUCT
FROM MATCH LINE J-J TO NEW HH #17

PARCEL: 77416
APN: 77416

EX DRIVEWAY

SEE RIGHT TOP
MATCH LINE J-J

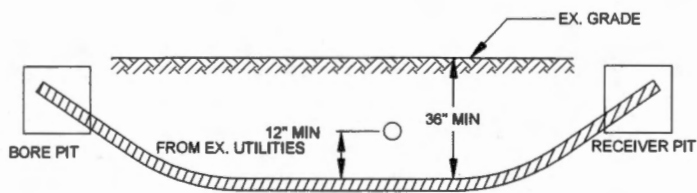


Know what's below.
Call before you dig.

Frontier COMMUNICATIONS

JOB ID: 5295536	DATE: 04/30/2022
TITLE: FDH - CO RD 3413	
STREET ADDRESS: CO RD 3413	
CITY/STATE: LONE OAK, TX 75453 (HUNT COUNTY)	
FTR ENGINEER: CORY RIGGS (310) 210-9882	
FTR INSPECTOR: JAMES WEST (972)-578-3224	
CHC CONSULTING <small>ENGINEERING & CONSTRUCTION, LLC 1000 W. MAIN ST. SUITE 100 DALLAS, TEXAS 75201 (972) 578-3224</small>	DRAWN BY: CHC CONSULTING EST. #: SHEET# 8 OF 9

MINIMUM STANDARDS FOR DIRECTIONAL BORING



- PLACE END MARKER WITH UTILITY OWNER'S NAME DESCRIBING CONDUIT
- BORE PIT TO BE BACKFILLED AND COMPACTED IN 12" LIFTS WITH MATERIAL REMOVED
- FLOW OF DITCH MUST BE MAINTAINED AT ALL TIMES
- PROTECT ROOTS AT ALL TREE LOCATIONS, SHIFT BORE TRENCH IF NECESSARY

TYPICAL BORE DETAIL

SCALE
N.T.S. 1

Frontier

COMMUNICATIONS

JOB ID: 5295526		DATE: 04/30/2022
TITLE: FDH - CO RD 3413		
STREET ADDRESS: CO RD 3413		
CITY/STATE: LONE OAK, TX 75453 (HUNT COUNTY)		
FTR ENGINEER: CORY RIGGS (310) 210-8882		
FTR INSPECTOR: JAMES WEST (972)-578-3224		
<p>CHC CONSULTING</p> <p><small>INCORPORATED BY CHC CONSULTING LLC 10000 SANDHURST DR, SUITE 400 SAN ANTONIO, TX 78248</small></p>	<p>DRAWN BY: CHC CONSULTING</p> <p>EST. #:</p>	<p>SHEET#:</p> <p>9 OF 9</p>

17,440 (45)



FILED FOR RECORD
at 1:00 o'clock P M

MAY 10 2022

BECKY LANDRUM
County Clerk, Hunt County, Tex.
By

04/28/2022
CHC Consulting
9095 Rio San Diego Dr. Ste 450
San Diego, CA 92108

**FDH/HH Placement/Boring
Project # 5295526**

Greetings,

Frontier communications proposes to place (10) 17"X30" HH, (1) 2'X3' HH, (2) 11"X11"X16" drop box and bore 2,463' to place 2,463' of (1)-1.25" duct. This request is for road crossings on Hillside Dr.

Please, see the attached construction package for location and proposed work details.

If you have any questions, please contact me at any time.

Sincerely,
Darrin Albrecht
Manager, FTTH Quality Control
Central Region
Darrin.l.albrecht@ftr.com
281-229-0849

Submitted by:
Shellie Brown, CHC Consulting Permit Coordinator
sbrown@chccorconsulting.com

County Approval Section:

Approved: _____ Denied: _____

Authorized Signature: _____ Date: _____

**FRONTIER COMMUNICATION
CONSTRUCTION SPECIFICATIONS**

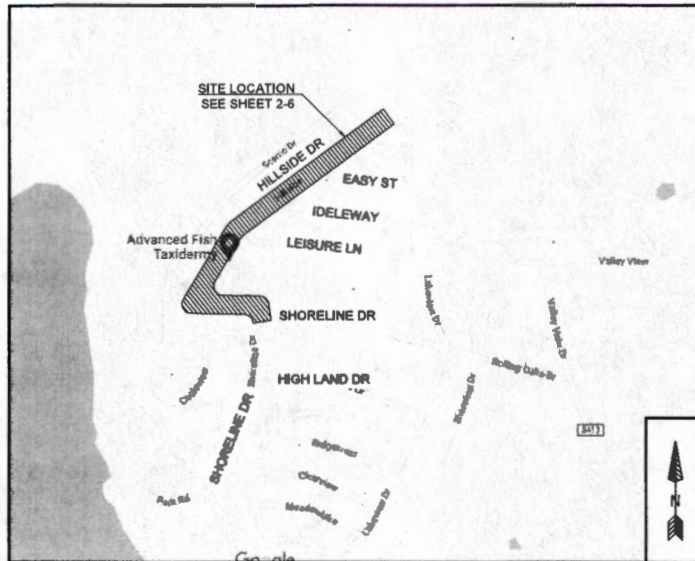
- Contact Frontier Engineer CORY RIGGS at (310) 210-9882 sixty (60) days prior to need of service in order to confirm compliance, order materials, and schedule work forces. NOTE: FRONTIER COMMUNICATIONS, INCORPORATED, RESERVES THE RIGHT TO REFUSE ANY CONDUIT, PULL BOXES, MANHOLES, OR UTILITY BOXES THAT DEVIATE FROM PLANS AND SPECIFICATIONS.
- All conduit floor bends to have a minimum thirty-six (36) inch radius.
- All horizontal ninety (90) degree bends shall have a minimum radius of 12.5 feet and all vertical ninety (90) degree bends shall have a minimum radius of three feet. No more than two ninety (90) degree horizontal bends shall be placed in any single run unless otherwise specified. Contact the Frontier engineer concerning any required deviations.
- All conduit must be proven using a mandrel no less than a 1/2" smaller than the conduit placed. Wall to wall measurements must be taken with a measured tape and a 3/8" polypropylene pull rope in each duct. An accurate wall to wall measurement of conduit placed must be As-built on an approved Frontier construction plan. A copy OF the As-built conduit work order must be provided to the Frontier inspector assigned to your project.
- Please weatherproof caps on all terminated conduits.
- Approved plastic conduit (PVC Sch. 40, TYPE-C or HDPE (2") is to be used in underground construction unless otherwise specified.
- Conduit terminated on a pole must be PVC Sch. 80. Location of floor on pole will be called out by engineering on the construction plan.
- Conduit placed in same trench with primary power conduit must be separated by a minimum of twelve (12) inches of well-packed sand or three inches of concrete, and a minimum of thirty-six (36) inches of cover when placed behind curb face. All all crossings and conduits placed in the driven portion OF the roadway must have a run of forty-eight (48) inches OF cover to top OF pipe. CONTACT THE FRONTIER ENGINEER 48 HOURS BEFORE TRENCHING AND UPON COMPLETION OF YOUR SUBSTRUCTURES TO SCHEDULE THE FINAL INSPECTION.

CONSTRUCTION PACKAGE

FDH - CO RD 3413
SHORELINE DR & HILLSIDE DR
LONE OAK, TX 75453

ABBREVIATIONS

BLDG	BUILDING	PED	PEDESTAL (UTILITY)
CL	CENTER LINE	PVC	POLYVINYL CHLORIDE
CONC	CONCRETE	PL	PROPERTY LINE
CSW	CONCRETE SIDEWALK	RR	RAILROAD
DWY	DRIVEWAY	RW	RIGHT OF WAY
EOC	EDGE OF CURB	SL	STREET LIGHT
EOP	EDGE OF PAVEMENT	W-BLDG	WALL TO BUILDING
ETW	ETW LINE	W-P	WALL TO POLE
HH	HANDHOLE	W-W	WALL TO WALL
MH	MANHOLE	P.U.E.	PUBLIC UTILITY EASEMENT
NTS	NOT TO SCALE	P.S.E.	PUBLIC SERVICE EASEMENT
		CGI	CURB & GUTTER



VICINITY MAP
NTS

**PERMITTING AGENCY:
HUNT COUNTY**

PICK UP POINT: SHORELINE DR LIMITS
PATH FOOTAGE: BORE = 2483
MATERIALS:
(1) NEW 17'x30" MH
(1) NEW 2'x2' MH
(2) NEW 11'x11'x16" DROP BOX
2483 OF (1)-1.25" DUCT



Know what's below.
Call before you dig.

-HDPE AND PVC FOOTAGES DO NOT INCLUDE SWEEPS
-ACTUAL FOOTAGES OF HDPE AND PVC WILL BE NEEDED TO ORDER MATERIALS. PLEASE INCLUDE MEASURED TAPE IN ALL PVCs.
-FRONTIER INSPECTOR SHALL BE PRESENT ON SITE WHEN CONTRACTOR NEEDS TO ACCESS ANY EXISTING FRONTIER FACILITY.

LEGEND

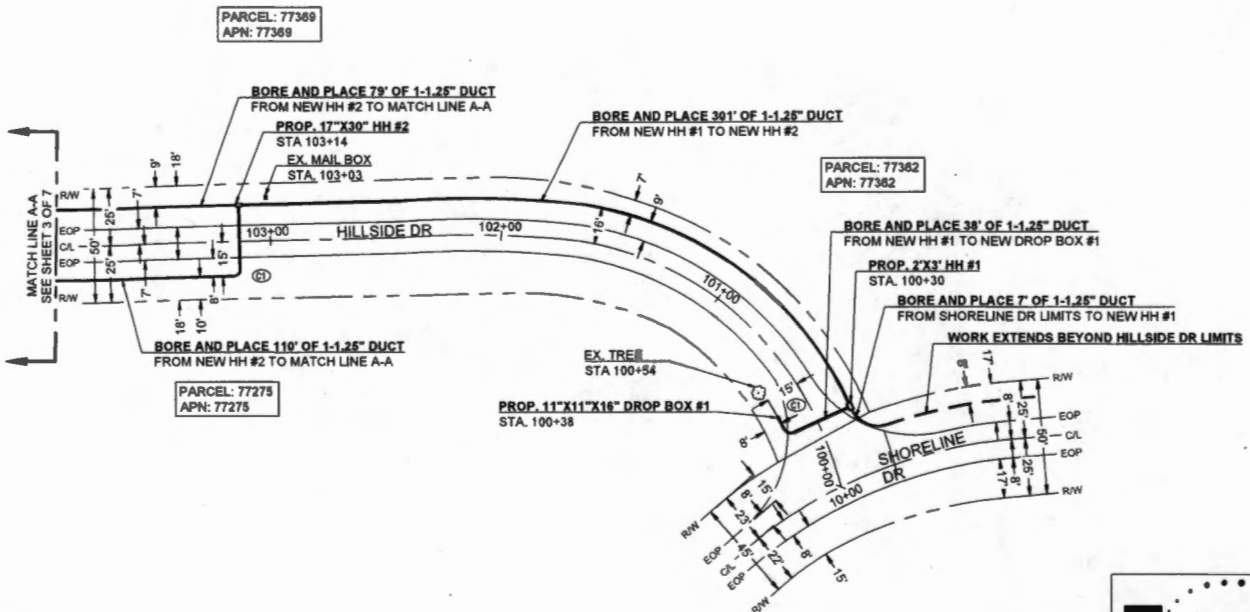
	New Trench
	New Bore
	Existing Gas
	Existing Water
	Existing Telephone
	Existing Sewer
	Existing Storm Drain
	Existing Electric
	Existing Manhole (2'x3' or 17'x30')
	Existing Handhole (2'x3' or 17'x30')
	DSLAM
	X-CONNECT
	POWER PEDESTAL
	TELECO PEDESTAL
	3' x 5' PULL BOX
	POLE

Frontier COMMUNICATIONS

JOB ID: S205526 DATE: 04/30/2022
TITLE: FDH - CO RD 3413
STREET ADDRESS: CO RD 3413
CITY/STATE: LONE OAK, TX 75453 (HUNT COUNTY)
FTR ENGINEER: CORY RIGGS (310) 210-9882
FTR INSPECTOR: JAMES WEST (972) 578-3224

DRAWN BY: CHC CONSULTING
EST. # SHEETS
1 OF 7

CURVE	RADIUS	LENGTH	DELTA
C1	3'	5'	90°



Know what's below.
Call before you dig.



SCALE: 1"=40'

Frontier COMMUNICATIONS

JOB ID: 5295526 DATE: 04/30/2022

TITLE: FDH - CO RD 3413

STREET ADDRESS: CO RD 3413

CITY/STATE: LONE OAK TX 75453 (HUNT COUNTY)

FTR ENGINEER: CORY RIGGS (310) 210-9882

FTR INSPECTOR: JAMES WEST (972) 578-3224

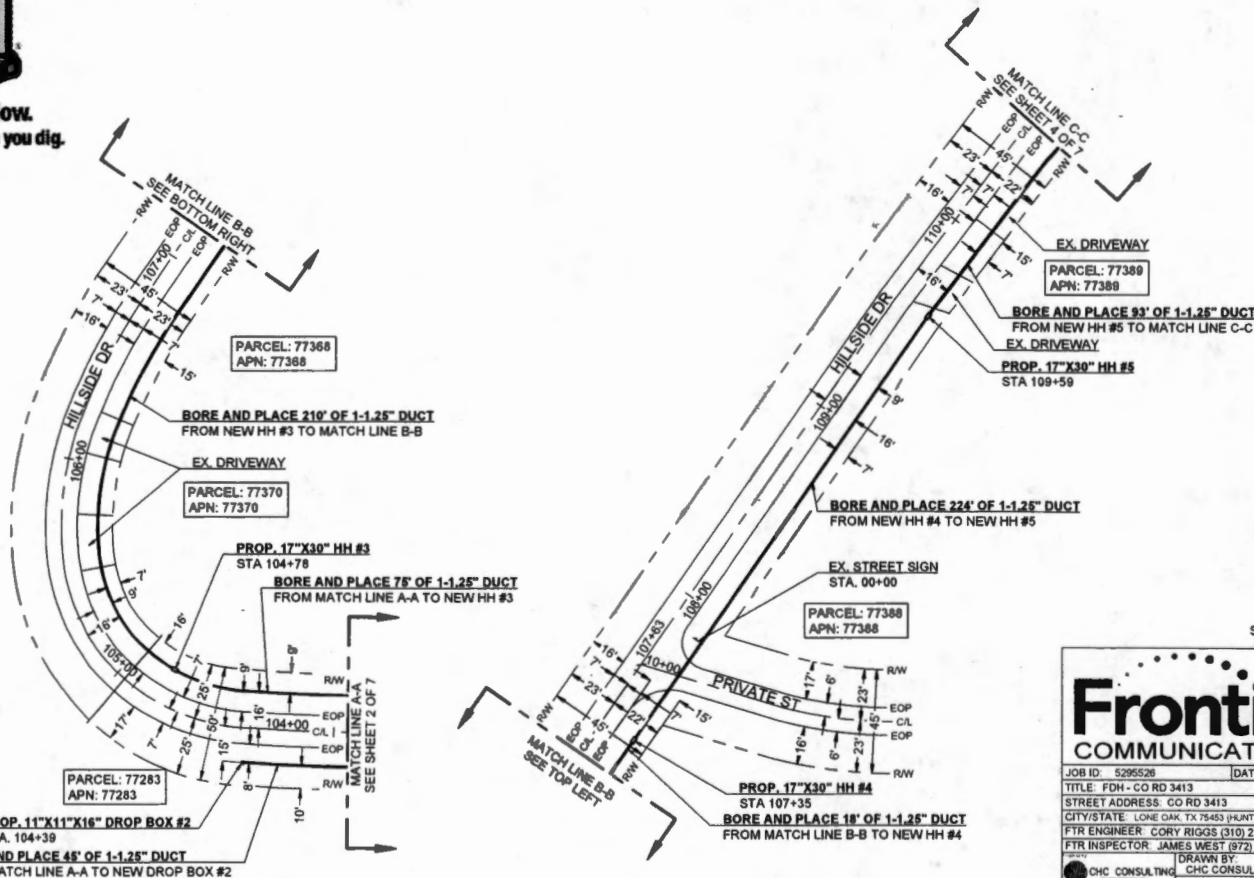
CHC CONSULTING GROUP INC. 11111 W. SANDHILL DR. STE 100 SAN ANTONIO, TX 78250

DRAWN BY: CHC CONSULTING EST. # SHEET#

2 OF 7



Know what's below.
Call before you dig.



SCALE: 1"=40'

Frontier COMMUNICATIONS

JOB ID: 5295528	DATE: 04/30/2022
TITLE: FDH - CO RD 3413	
STREET ADDRESS: CO RD 3413	
CITY/STATE: LONE OAK, TX 75453 (HUNT COUNTY)	
FTR ENGINEER: CORY RIGGS (310) 210-9882	
FTR INSPECTOR: JAMES WEST (972) 578-3224	
CHC CONSULTING	DRAWN BY: CHC CONSULTING
EST. #	SHEET#
	3 OF 7



Know what's below.
Call before you dig.

CURVE	RADIUS	LENGTH	DELTA
C1	6'	10'	93°

BORE AND PLACE 64' OF 1-1.25" DUCT
FROM NEW HH #7 TO MATCH LINE D-D

BORE AND PLACE 9' OF 1-1.25" DUCT
FROM NEW HH #7 TO IDLEWAY LIMITS

PROP. 17"X30" HH #7
STA 114+07

PARCEL: 77496
APN: 77496

EX. MAIL BOX
STA. 113+58

PARCEL: 98202
APN: 98202

BORE AND PLACE 301' OF 1-1.25" DUCT
FROM NEW HH #6 TO NEW HH #7

EX. STREET SIGN
STA. 111+52


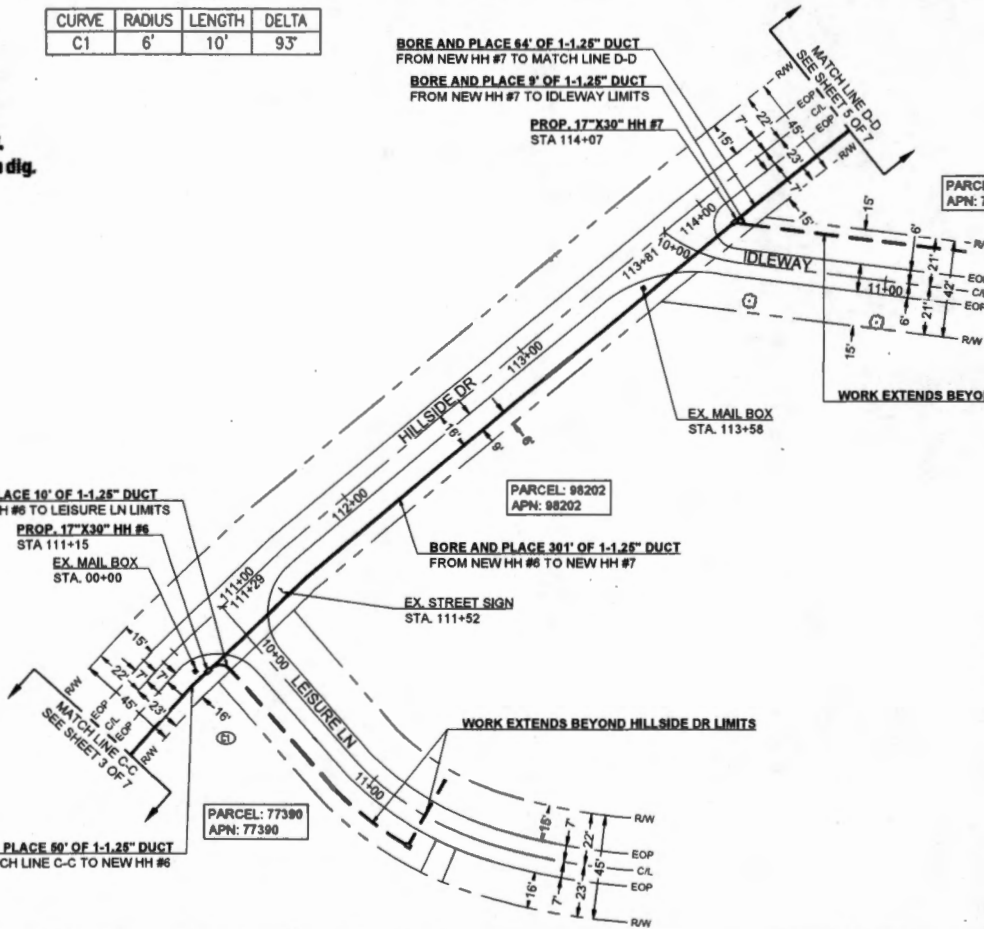
BORE AND PLACE 10' OF 1-1.25" DUCT
FROM NEW HH #6 TO LEISURE LN LIMITS

PROP. 17"X30" HH #6
STA 111+15

EX. MAIL BOX
STA. 00+00

PARCEL: 77390
APN: 77390

BORE AND PLACE 50' OF 1-1.25" DUCT
FROM MATCH LINE C-C TO NEW HH #6



Frontier COMMUNICATIONS

JOB ID: 5295536 DATE: 04/30/2022

TITLE: FDH - CO RD 3413

STREET ADDRESS: CO RD 3413

CITY/STATE: LONE OAK, TX 75463 (HUNT COUNTY)

FTR ENGINEER: CORY RIGGS (310) 210-9862

FTR INSPECTOR: JAMES WEST (972) 578-3224

DRAWN BY: CHC CONSULTING

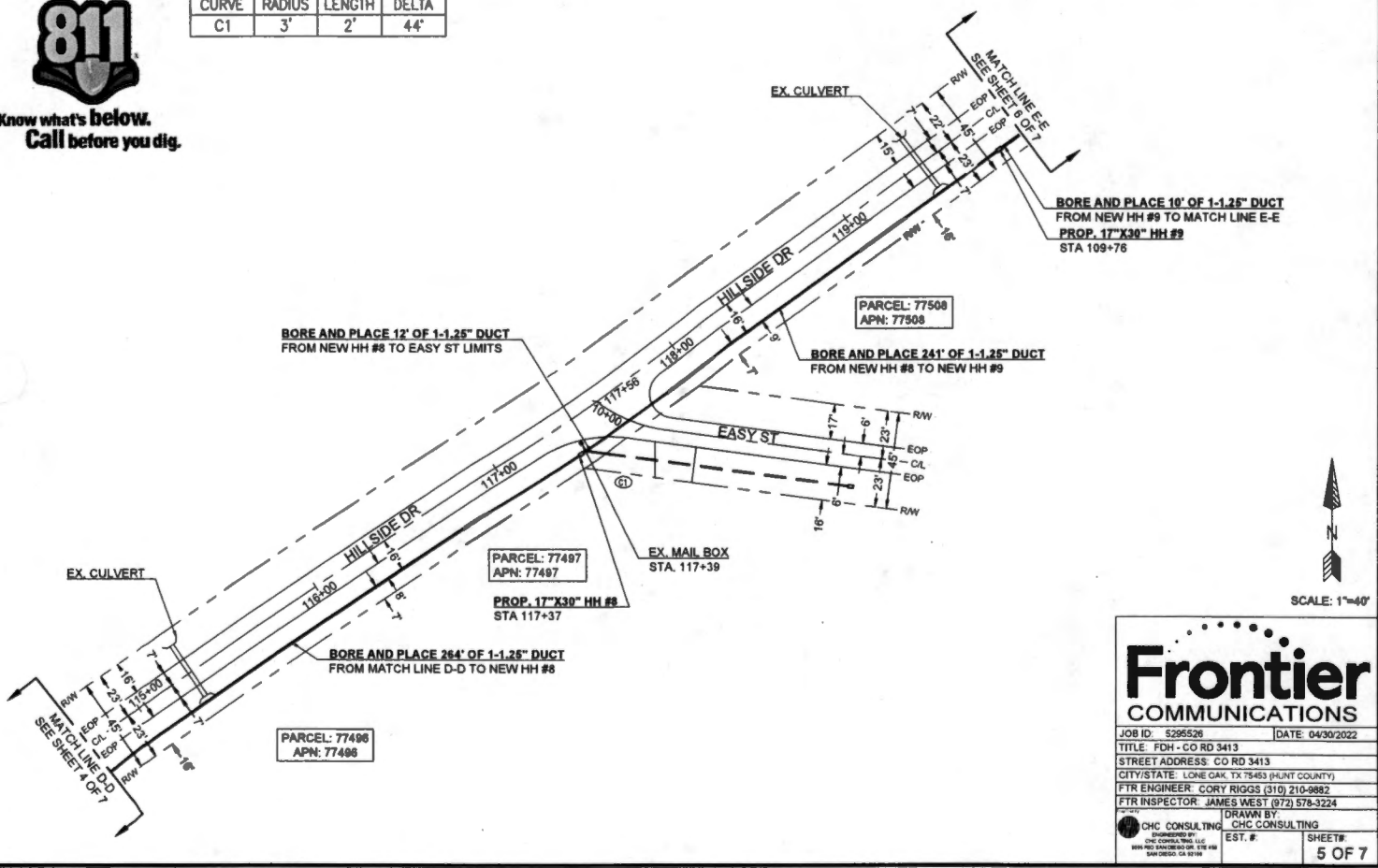
EST. #.

SHEET# 4 OF 7



Know what's below.
Call before you dig.

CURVE	RADIUS	LENGTH	DELTA
C1	3'	2'	44°



SCALE: 1"=40'

Frontier COMMUNICATIONS

JOB ID: 5295526 DATE: 04/30/2022
 TITLE: FDH - CO RD 3413
 STREET ADDRESS: CO RD 3413
 CITY/STATE: LONE OAK, TX 75463 (BLUNT COUNTY)
 FTR ENGINEER: CORY RIGGS (310) 210-9882
 FTR INSPECTOR: JAMES WEST (972) 578-3224

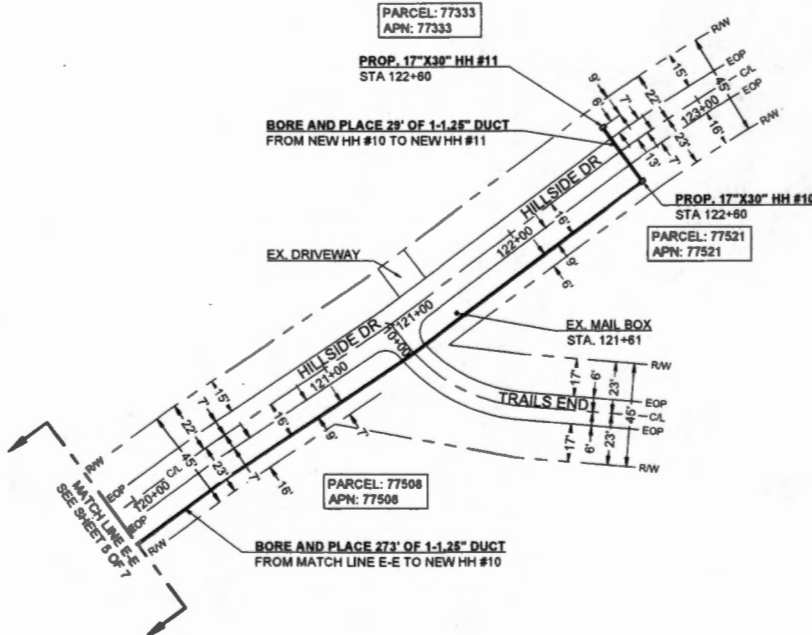
CHC CONSULTING ENGINEERS, INC.
 1800 W. AVENUE 200, SUITE 400
 WASHINGTON, DC 20005

DRAWN BY: CHC CONSULTING
 EST. #:
 SHEET: 5 OF 7



Know what's below.
Call before you dig.

CURVE	RADIUS	LENGTH	DELTA
C1	3	5'	90



SCALE: 1"=40'

Frontier COMMUNICATIONS

JOB ID: 5295526 DATE: 04/30/2022

TITLE: FDH - CO RD 3413

STREET ADDRESS: CO RD 3413

CITY/STATE: LONE OAK, TX 75453 (HUNT COUNTY)

FTR ENGINEER: CORY RIGGS (310) 210-9882

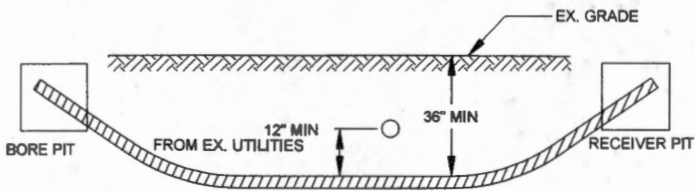
FTR INSPECTOR: JAMES WEST (972) 578-3224

CHC CONSULTING DRAWN BY: CHC CONSULTING

EST. # SHEET#

6 OF 7

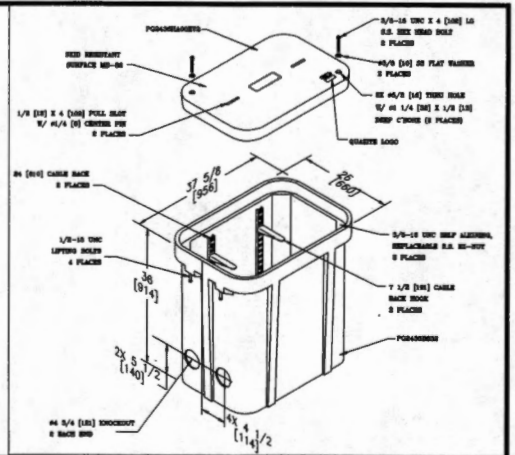
MINIMUM STANDARDS FOR DIRECTIONAL BORING



- PLACE END MARKER WITH UTILITY OWNER'S NAME DESCRIBING CONDUIT
- BORE PIT TO BE BACKFILLED AND COMPACTED IN 12" LIFTS WITH MATERIAL REMOVED
- FLOW OF DITCH MUST BE MAINTAINED AT ALL TIMES
- PROTECT ROOTS AT ALL TREE LOCATIONS, SHIFT BORE TRENCH IF NECESSARY

TYPICAL BORE DETAIL

SCALE N.T.S. 1



2' X 3' HAND HOLE

SCALE N.T.S. 2

Frontier COMMUNICATIONS

JOB ID: 5295526 DATE: 04/30/2022

TITLE: FDH - CO RD 3413

STREET ADDRESS: CO RD 3413

CITY/STATE: LONE OAK, TX 75453 (HUNT COUNTY)

FTR ENGINEER: CORY RIGGS (310) 210-9882

FTR INSPECTOR: JAMES WEST (972) 578-3224

DRAWN BY: CHC CONSULTING

EST. #: SHEET#: 7 OF 7

CHC CONSULTING
ENGINEERING BY
CORY RIGGS (310) 210-9882
JAMES WEST (972) 578-3224
11111 S. W. 10th St., Suite 100
Lone Oak, TX 75453

17,440 (46)



FILED FOR RECORD
at 1:00 o'clock P M

MAY 10 2022

BECKY LANDRUM
County Clerk, Hill County, Tex.
By

04/28/2022
CHC Consulting
9095 Rio San Diego Dr. Ste 450
San Diego, CA 92108

**FDH/HH Placement/Boring
Project # 5295526**

Greetings,

Frontier communications proposes to place (2) 17"X30" HH, (1) 2'X3' HH, (1) 11"X11"X16" drop box and bore 689' to place 689' of (1)-1.25" duct. This request is for road crossings on Hillside Cir.

Please, see the attached construction package for location and proposed work details.

If you have any questions, please contact me at any time.

Sincerely,
Darrin Albrecht
Manager, FTTH Quality Control
Central Region
Darrin.l.albrecht@ftr.com
281-229-0849

Submitted by:
Shellie Brown, CHC Consulting Permit Coordinator
sbrown@chcconsulting.com

County Approval Section:

Approved: _____ Denied: _____

Authorized Signature: _____ Date: _____

**FRONTIER COMMUNICATION
CONSTRUCTION SPECIFICATIONS**

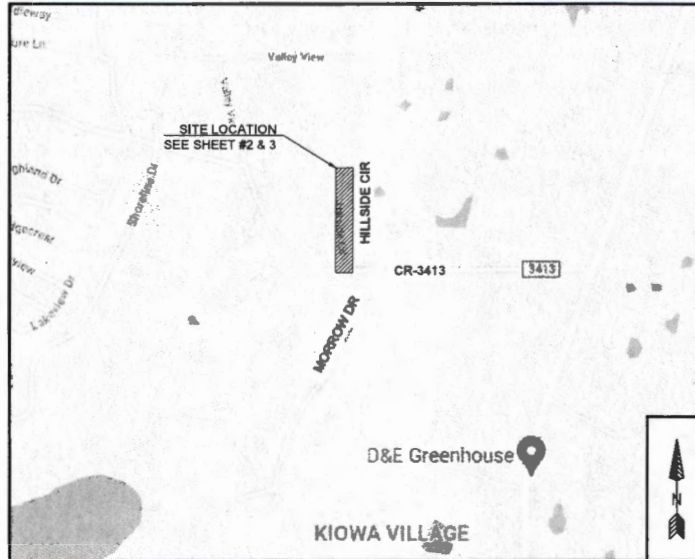
- Contact Frontier Engineer CORY RIGGS at (310) 210-9882 sixty (60) days prior to need of service in order to confirm compliance, order materials, and schedule work force. NOTE: FRONTIER COMMUNICATIONS INCORPORATED, RESERVES THE RIGHT TO REVISIONS ANY CONDUIT, PULL BOXES, MANHOLES, OR UTILITY BOXES THAT DEVIATE FROM PLANS AND SPECIFICATIONS.
- All conduit rear bends to have a minimum thirty-six (36) inch radius.
- All horizontal ninety (90) degree bends shall have a minimum radius OF 12.5 feet and all vertical ninety (90) degree bends shall have a minimum radius OF three feet. No more than two ninety (90) degree horizontal bends shall be placed in any single run unless otherwise specified. Contact the Frontier engineer concerning any required deviations.
- All conduit must be proven using a mandrel no less than a 1/2" smaller than the conduit placed. Wall to wall measurements must be taken with a measured tape and a 3/8" polypropylene pull rope in each duct. An accurate wall to wall measurement OF conduit placed must be As-built on an approved Frontier construction plan. A copy OF the As-built conduit work order must be provided to the Frontier Inspector assigned to your project.
- Place weatherPROOF caps on all terminated conduits.
- Approved plastic conduit (PVC Sch. 40, TYPE-C or HDPE (2") is to be used in underground construction unless otherwise specified.
- Conduit terminated on a pole must be PVC Sch. 80. Location OF rear on pole will be called out by engineering on the construction plan.
- Conduit placed in same trench with primary power conduit must be separated by a minimum OF twelve (12) inches OF well-packed sand or three inches OF concrete. All wet crossings and conduits placed in the driven portion OF the roadway must have a minimum OF forty-eight (48) inches OF cover to top OF pipe. CONTACT THE FRONTIER INSPECTOR 48 HOURS BEFORE TRENCHING AND UPON COMPLETION OF YOUR SUBSTRUCTURES TO SCHEDULE THE FINAL INSPECTION.

CONSTRUCTION PACKAGE

FDH - CO RD 3413
CR-3413 & HILLSIDE CIR
LONE OAK, TX 75453

ABBREVIATIONS

BLDG	BUILDING	PED	PEDESTAL (UTILITY)
CL	CENTER LINE	PVC	POLYVINYL CHLORIDE
CONC	CONCRETE	PL	PROPERTY LINE
CSW	CONCRETE SIDEWALK	RR	RAILROAD
DWY	EX. DRIVEWAY	ITD ROW	RIGHT OF WAY
ECC	EDGE OF CURB	SL	STREET LIGHT
EOP	EDGE OF PAVEMENT	W-BLDG	WALL TO BUILDING
ETW	ETW LINE	W-P	WALL TO POLE
HH	HANDHOLE	W-W	WALL TO WALL
MH	MANHOLE	P.U.E.	PUBLIC UTILITY EASEMENT
NTS	NOT TO SCALE	C/G	CURB & GUTTER



VICINITY MAP
NTS

LEGEND

	New Trench
	New Bore
	Existing Gas
	Existing Water
	Existing Telephone
	Existing Sewer
	Existing Storm Drain
	Existing Electric
	Existing Manhole
	Existing Handhole (2'x3' or 17'x30')
	OSLAM
	X-CONNECT
	POWER PEDESTAL
	TELCO PEDESTAL
	3' x 5' PULL BOX
	POLE

Frontier COMMUNICATIONS

JOB ID: 5295526 DATE: 04/30/2022
TITLE: FDH - CO RD 3413
STREET ADDRESS: CO RD 3413
CITY/STATE: LONE OAK, TX 75453 (HUNT COUNTY)

FTR ENGINEER: CORY RIGGS (310) 210-9882

FTR INSPECTOR: JAMES WEST (972) 578-3224

DRAWN BY: CHC CONSULTING

EST. #

SHEET#

1 OF 4

**PERMITTING AGENCY:
HUNT COUNTY**

PICK UP POINT:
NEW HH

PATH FOOTAGE:
BORE = 66'

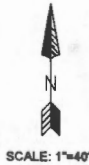
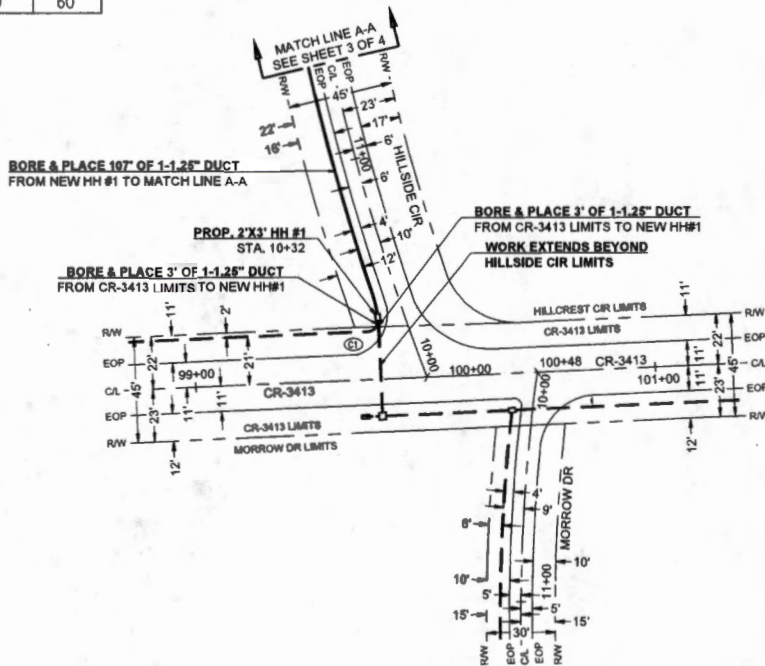
MATERIALS:
(2) NEW 17'30" HH
(1) NEW 2'X3' HH
(1) NEW 11'X11'X16" DROP BOX
66' OF (1)-1.25" DUCT



Know what's below.
Call before you dig.

-HDPE AND PVC FOOTAGES DO NOT INCLUDE SWEEPS
-ACTUAL FOOTAGES OF HDPE AND PVC WILL BE NEEDED TO ORDER MATERIALS. PLEASE INCLUDE MEASURED TAPE IN ALL PVCS.
-FRONTIER INSPECTOR SHALL BE PRESENT ON SITE WHEN CONTRACTOR NEEDS TO ACCESS ANY EXISTING FRONTIER FACILITY.

CURVE	RADIUS	LENGTH	DELTA
C1	6'	9'	60'



Know what's below.
Call before you dig.

Frontier COMMUNICATIONS

JOB ID: 5295526 DATE: 04/30/2022

TITLE: FDH - CO RD 3413

STREET ADDRESS: CO RD 3413

CITY/STATE: LONE OAK, TX 75463 (HUNT COUNTY)

FTR ENGINEER: CORY RIGGS (310) 210-9882

FTR INSPECTOR: JAMES WEST (972) 578-3224

CHC CONSULTING, INC. DRAWN BY: CHC CONSULTING

EST. # SHEET#

2 OF 4

CURVE	RADIUS	LENGTH	DELTA
C1	3'	5'	90°

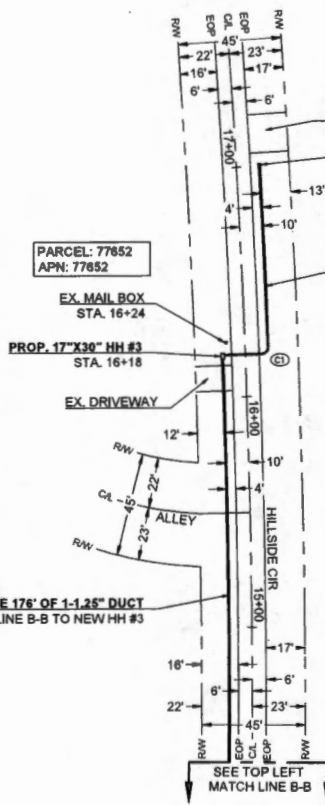


BORE & PLACE 176' OF 1-1.25" DUCT
FROM NEW HH #2 TO MATCH LINE B-B

PARCEL: 103236
APN: 103236

PROP. 17"X30" HH #2
STA. 12+67

BORE & PLACE 124' OF 1-1.25" DUCT
FROM MATCH LINE A-A TO NEW HH #2



PARCEL: 77852
APN: 77852

EX. MAIL BOX
STA. 16+24

PROP. 17"X30" HH #3
STA. 16+18

EX. DRIVEWAY


EX. DRIVEWAY

PROP. 11"X11"X16" DROP BOX #1
STA. 17+01

PARCEL: 103075
APN: 103075

BORE & PLACE 101' OF 1-1.25" DUCT
FROM NEW HH #3 TO NEW DROP BOX #1

BORE & PLACE 176' OF 1-1.25" DUCT
FROM MATCH LINE B-B TO NEW HH #3



Know what's below.
Call before you dig.

Frontier COMMUNICATIONS

JOB ID: 5295526 DATE: 04/30/2022

TITLE: FDM - CO RD 3413

STREET ADDRESS: CO RD 3413

CITY/STATE: LONE OAK, TX 75453 (HUNT COUNTY)

FTR ENGINEER: CORY RIGGS (310) 210-9882

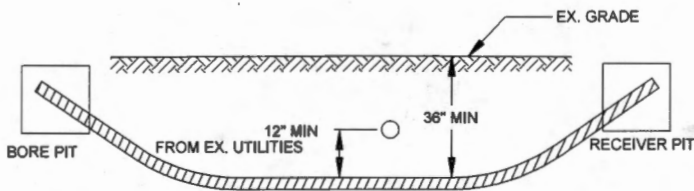
FTR INSPECTOR: JAMES WEST (872) 578-3224

CHC CONSULTING CHC CONSULTING

EST. # SHEET #

3 OF 4

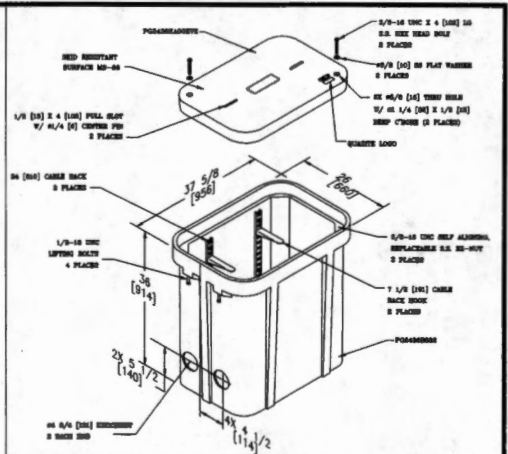
MINIMUM STANDARDS FOR DIRECTIONAL BORING



- PLACE END MARKER WITH UTILITY OWNER'S NAME DESCRIBING CONDUIT
- BORE PIT TO BE BACKFILLED AND COMPACTED IN 12" LIFTS WITH MATERIAL REMOVED
- FLOW OF DITCH MUST BE MAINTAINED AT ALL TIMES
- PROTECT ROOTS AT ALL TREE LOCATIONS, SHIFT BORE TRENCH IF NECESSARY

TYPICAL BORE DETAIL

SCALE 1
N.T.S.



2' X 3' HAND HOLE

SCALE 2
N.T.S.

Frontier
COMMUNICATIONS

JOB ID: 5295526		DATE: 04/30/2022	
TITLE: FDH - CO RD 3413			
STREET ADDRESS: CO RD 3413			
CITY/STATE: LONE OAK, TX 75453 (HUNT COUNTY)			
FTR ENGINEER: CORY RIGGS (310) 210-8882			
FTR INSPECTOR: JAMES WEST (872) 578-3224			
DRAWN BY: CHC CONSULTING		EST. #:	
CHC CONSULTING ENGINEERED BY: CHC CONSULTING, LLC 3800 RIVINGTON DR, STE 100 SAN DIEGO, CA 92108		SHEET #	
		4 OF 4	

17,440 (47)



FILED FOR RECORD
at 1:00 o'clock P M

MAY 10 2022

BECKY LANDRUM
County Clerk, Hunt County, Tex.
By

04/28/2022

CHC Consulting

9095 Rio San Diego Dr. Ste 450

San Diego, CA 92108

FDH/HH Placement/Boring

Project # 5295527

Greetings,

Frontier communications proposes to place (1) 2'X3' HH, (3) 17"X30" HH, (3) 11"X11"X16" drop box and bore 957' to place 957' of (1)-1.25" duct. This request is for road crossings on Pueblo.

Please, see the attached construction package for location and proposed work details.

If you have any questions, please contact me at any time.

Sincerely,

Darrin Albrecht

Manager, FTTH Quality Control

Central Region

Darrin.l.albrecht@ftr.com

281-229-0849

Submitted by:

Shellie Brown, CHC Consulting Permit Coordinator

sbrown@chcconsulting.com

County Approval Section:

Approved: _____

Denied: _____

Authorized Signature: _____

Date: _____

**FRONTIER COMMUNICATION
CONSTRUCTION SPECIFICATIONS**

1. Contact Frontier Engineer CORY RIGGS at (310) 210-9882 sixty (60) days prior to need of service in order to confirm compliance, order materials, and schedule work forces. NOTE: FRONTIER COMMUNICATIONS, INCORPORATED, RESERVES THE RIGHT TO REFUSE ANY CONDUIT, PULL BOXES, MANHOLES, OR UTILITY BOXES THAT DEVIATE FROM PLANS AND SPECIFICATIONS.
2. All conduit riser bands to have a minimum thirty-six (36) inch radius.
3. All horizontal ninety (90) degree bends shall have a minimum radius of 12.5 feet and all vertical ninety (90) degree bends shall have a minimum radius of three feet. No more than two ninety (90) degree horizontal bends shall be placed in any single run unless otherwise specified. Contact the Frontier engineer concerning any required deviations.
4. All conduit must be proven using a mandrel no less than a 1/2" smaller than the conduit placed. Wall to wall measurements must be taken with a measured tape and a 3/8" polypropylene pull rope in each duct. An accurate wall to wall measurement of conduit placed must be As-built on an approved Frontier construction plan. A copy of the As-built conduit work order must be provided to the Frontier Inspector assigned to your project.
5. Place weatherproof caps on all terminated conduits.
6. Approved plastic conduit (PVC Sch. 40, TYPE-C or HDPE (2") is to be used in underground construction unless otherwise specified.
7. Conduit terminated on a pole must be PVC Sch. 80. Location of riser on pole will be called out by engineering on the construction plan.
8. Conduit placed in same trench with primary power conduit must be separated by a minimum of twelve (12) inches of well-packed sand or three inches of concrete, and have a minimum of thirty-six (36) inches of cover when placed behind curb face. All street signs and conduits placed in the driven portion of the roadway must have a minimum of eight (8) inches of cover to top of pipe. CONTACT THE FRONTIER INSPECTOR 48 HRS BEFORE TRENCHING AND UPON COMPLETION OF YOUR SUBSTRUCTURES SCHEDULE THE FINAL INSPECTION.

**PERMITTING AGENCY:
HUNT COUNTY**

PICK UP POINT:
NEW MH

PATH FOOTAGE:
BORE = 957

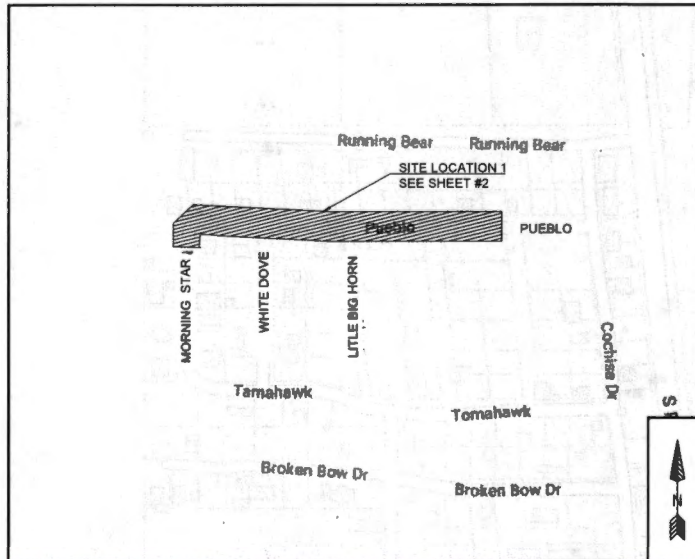
MATERIALS:
(1) NEW 2"x3" MH
(3) NEW 17"x20" MH
(3) NEW 11"x11"x18" DROP BOX
957' OF (1)-1.25" DUCT



**Know what's below.
Call before you dig.**

CONDUIT DESIGN

**FDH - 340 FM 513
S FM 513 & COUNTY RD 3414
LONE OAK, TX 75472**



VICINITY MAP
NTS

-HDPE AND PVC FOOTAGES DO NOT INCLUDE SWEEPS
-ACTUAL FOOTAGES OF HDPE AND PVC WILL BE NEEDED TO ORDER MATERIALS. PLEASE INCLUDE MEASURED TAPE IN ALL PVCS.
-FRONTIER INSPECTOR SHALL BE PRESENT ON SITE WHEN CONTRACTOR NEEDS TO ACCESS ANY EXISTING FRONTIER FACILITY.

ABBREVIATIONS

BLDG	BUILDING	PED	PEDESTAL (UTILITY)
C/L	CENTER LINE	PVC	POLYVINYL CHLORIDE
CONC	CONCRETE	P/L	PROPERTY LINE
CSW	CONCRETE SIDEWALK	RR	RAILROAD
DWY	DRIVEWAY	RAW	RIGHT OF WAY
ECC	EDGE OF CURB	SL	STREET LIGHT
EOP	EDGE OF PAVEMENT	W-BLDG	WALL TO BUILDING
ETW	ETW LINE	W-P	WALL TO POLE
HH	HANDHOLE	W-W	WALL TO WALL
MH	MANHOLE	P.U.E.	PUBLIC UTILITY EASEMENT
NTS	NOT TO SCALE	P.S.E.	PUBLIC SERVICE EASEMENT
		CG	CURB & GUTTER

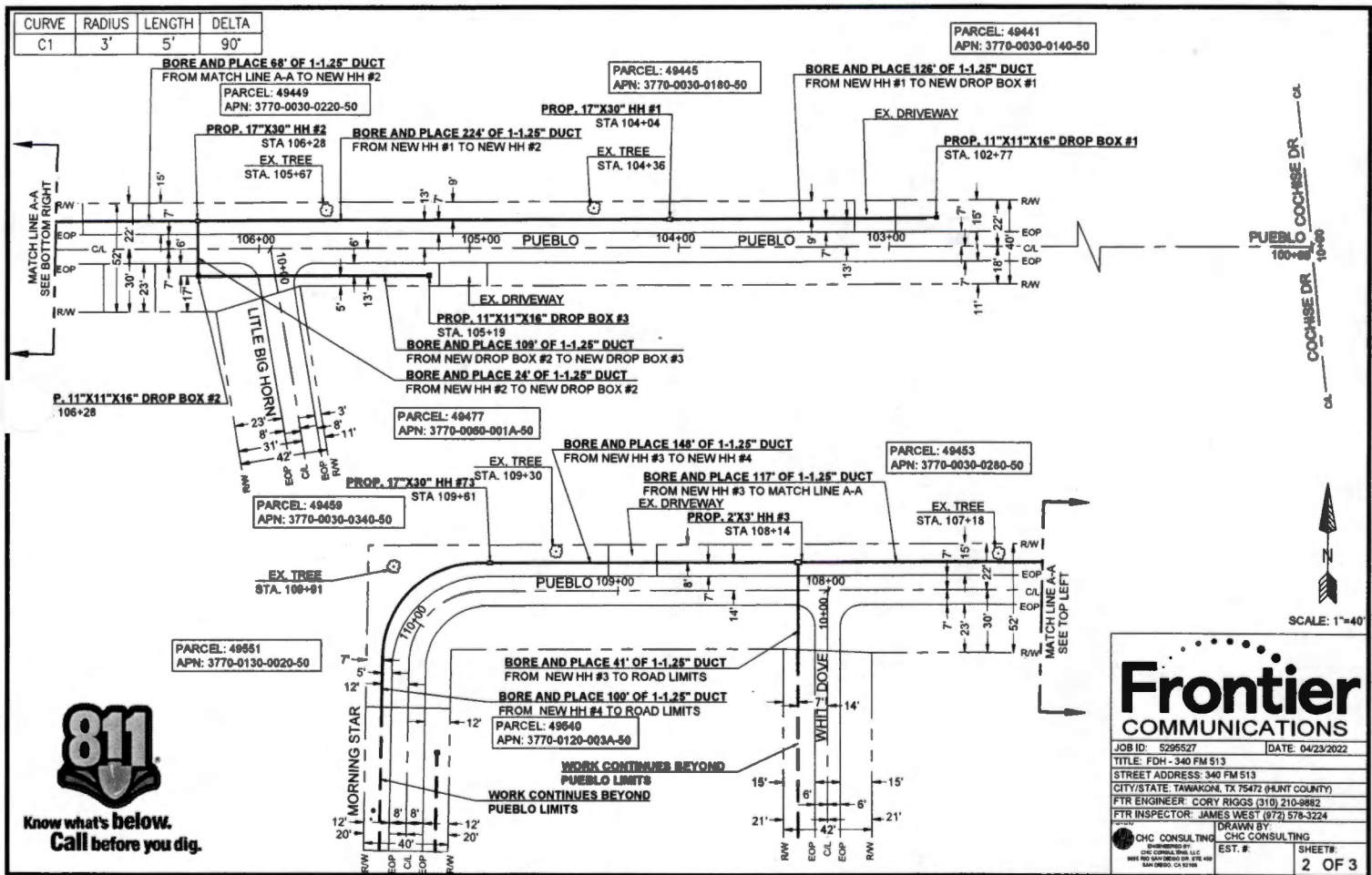
LEGEND

	New Trench
	New Bore
	Existing Gas
	Existing Water
	Existing Telephone
	Existing Sewer
	Existing Storm Drain
	Existing Electric
	Existing Manhole
	Existing Handhole (2'x3' or 17"x30")
	DSLAM
	X-CONNECT
	POWER PEDESTAL
	TELECO PEDESTAL
	3' x 5' PULL BOX
	POLE



JOB ID: 5295527	DATE: 04/23/2022
TITLE: FDH - 340 FM 513	
STREET ADDRESS: 340 FM 513	
CITY/STATE: TAWAKONI, TX 75472 (HUNT COUNTY)	
FTR ENGINEER: CORY RIGGS (310) 210-9882	
FTR INSPECTOR: JAMES WEST (972) 578-3224	
DRAWN BY: CHC CONSULTING	
EST. #:	SHEET#:
	1 OF 3

CURVE	RADIUS	LENGTH	DELTA
C1	3'	5'	90°



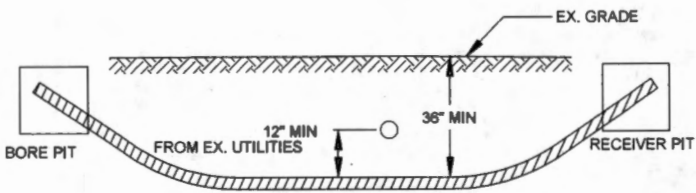
Know what's below.
Call before you dig.

Frontier
COMMUNICATIONS

JOB ID: 5295527	DATE: 04/23/2022
TITLE: FDH - 340 FM 513	
STREET ADDRESS: 340 FM 513	
CITY/STATE: TAWAKONI, TX 75472 (HUNT COUNTY)	
FTR ENGINEER: CORY RIGGS (310) 210-8882	
FTR INSPECTOR: JAMES WEST (972) 578-3224	
CHC CONSULTING <small>CHC CONSULTING, LLC 10000 W. 10TH AVENUE SUITE 400 DENVER, CO 80202</small>	DRAWN BY: CHC CONSULTING EST. #: SHEET #: 2 OF 3



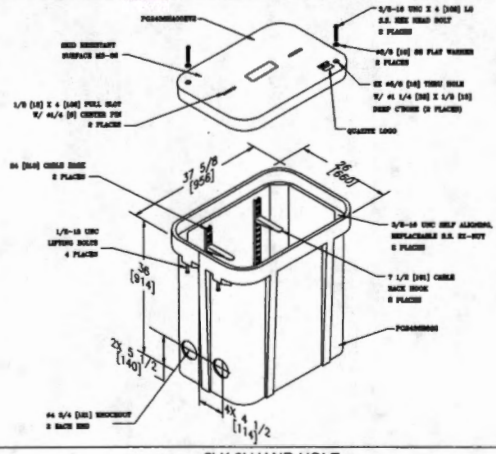
MINIMUM STANDARDS FOR DIRECTIONAL BORING



- PLACE END MARKER WITH UTILITY OWNER'S NAME DESCRIBING CONDUIT
- BORE PIT TO BE BACKFILLED AND COMPACTED IN 12" LIFTS WITH MATERIAL REMOVED
- FLOW OF DITCH MUST BE MAINTAINED AT ALL TIMES
- PROTECT ROOTS AT ALL TREE LOCATIONS, SHIFT BORE TRENCH IF NECESSARY

TYPICAL BORE DETAIL

SCALE 1
N.T.S.



2' X 3' HAND HOLE

SCALE 2
N.T.S.

Frontier
COMMUNICATIONS

JOB ID: 5295527 DATE: 04/23/2022

TITLE: FDH - 340 FM 513

STREET ADDRESS: 340 FM 513

CITY/STATE: TAWAKONI, TX 75472 (HUNT COUNTY)

FTR ENGINEER: CORY RIGGS (310) 210-9882

FTR INSPECTOR: JAMES WEST (972) 578-3224

DRAWN BY: CHC CONSULTING

CHC CONSULTING EST. #

CHC CONSULTING
4401 WEST END AVENUE SUITE 200
SAN DIEGO, CA 92161

SHEET#: 3 OF 3

17,440 (48)



FILED FOR RECORD
at 1:00 o'clock P M

MAY 10 2022

BECKY LANDRUM
County Clerk, Hunt County, Tex.
By

04/28/2022
CHC Consulting
9095 Rio San Diego Dr. Ste 450
San Diego, CA 92108

**FDH/HH Placement/Boring
Project # 5295527**

Greetings,

Frontier communications proposes to place (2) 17"X30" HH, (3) 11"X11"X16" drop box and bore 452' to place 424' of (1)-1.25" duct, 28' of (2)-1.25" ducts. This request is for road crossings on Morning Star.

Please, see the attached construction package for location and proposed work details.

If you have any questions, please contact me at any time.

Sincerely,
Darrin Albrecht
Manager, FTTH Quality Control
Central Region
Darrin.l.albrecht@ftr.com
281-229-0849

Submitted by:
Shellie Brown, CHC Consulting Permit Coordinator
sbrown@chcconsulting.com

County Approval Section:

Approved: _____ Denied: _____

Authorized Signature: _____ Date: _____

**FRONTIER COMMUNICATION
CONSTRUCTION SPECIFICATIONS**

- Contact Frontier Engineer CORY RIGGS at (310) 210-9882 sixty (60) days prior to need of service in order to confirm compliance, order materials, and schedule work force. NOTE: FRONTIER COMMUNICATIONS, INCORPORATED, RESERVES THE RIGHT TO REFUSE ANY CONDUIT, PULL BOXES, MANHOLES, OR UTILITY BOXES THAT DEVIATE FROM PLANS AND SPECIFICATIONS.
- All conduit floor bands to have a minimum thirty-six (36) inch radius.
- All horizontal ninety (90) degree bends shall have a minimum radius of three feet. No more than two ninety (90) degree horizontal bends shall be placed in any single run unless otherwise specified. Contact the Frontier engineer concerning any required deviations.
- All conduit must be proven using a mandrel no less than a 1/2" smaller than the conduit placed. Wall to wall measurements must be taken with a measured tape and a 3/8" polypropylene pull rope in each duct. An accurate wall to wall measurement of conduit placed must be As-built on an approved Frontier construction plan. A copy of the As-built conduit work order must be provided to the Frontier Inspector assigned to your project.
- Place weatherproof caps on all terminated conduits.
- Approved plastic conduit (PVC Sch. 40, TYPE-C or HDPE (2") is to be used in underground construction unless otherwise specified.
- Conduit terminated on a pole must be PVC Sch. 80. Location of floor on pole will be called out by engineering on the construction plan.
- Conduit placed in same trench with primary power conduit must be separated by a minimum of twelve (12) inches of well-pointed sand or three inches of concrete, and have a minimum of thirty-six (36) inches of cover when placed behind curb face. All street signs and curbside placed in the ditch portion of the roadway must have a minimum of 4-eight (48) inches of cover to top of pipe. CONTACT THE FRONTIER INSPECTOR 48 HRS BEFORE TRENCHING AND UPON COMPLETION OF YOUR SUBSTRUCTURES ... SCHEDULE THE FINAL INSPECTION.

**PERMITTING AGENCY:
HUNT COUNTY**

PICK UP POINT: ROAD ROW
PATH FOOTAGE: BORE = 45Z
MATERIALS:
(2) NEW 17"x30" HH
(3) NEW 11"x11"x18" DROP BOX
42" OF (1)-1.25" DUCT
28' OF (2)-1.25" DUCTS



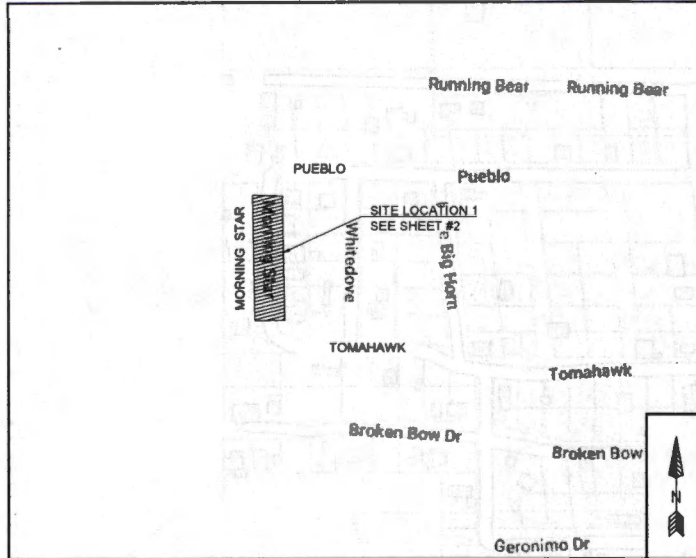
Know what's below.
Call before you dig.

CONDUIT DESIGN

FDH - 340 FM 513
S FM 513 & COUNTY RD 3414
LONE OAK, TX 75472

ABBREVIATIONS

BLDG	BUILDING	PED	PEDESTAL (UTILITY)
CL	CENTER LINE	PVC	POLYVINYL CHLORIDE
CONC	CONCRETE	P/L	PROPERTY LINE
CSW	CONCRETE SIDEWALK	RR	RAILROAD
DWY	DRIVEWAY	R/W	RIGHT OF WAY
ECC	EDGE OF CURB	SL	STREET LIGHT
EOP	EDGE OF PAVEMENT	W-BLDG	WALL TO BUILDING
ETW	ETW LINE	W-P	WALL TO POLE
HH	HANDHOLE	W-W	WALL TO WALL
MH	MANHOLE	P.U.E.	PUBLIC UTILITY EASEMENT
NTS	NOT TO SCALE	P.S.E.	PUBLIC SERVICE EASEMENT
		CG	CURB & GUTTER



VICINITY MAP
NTS

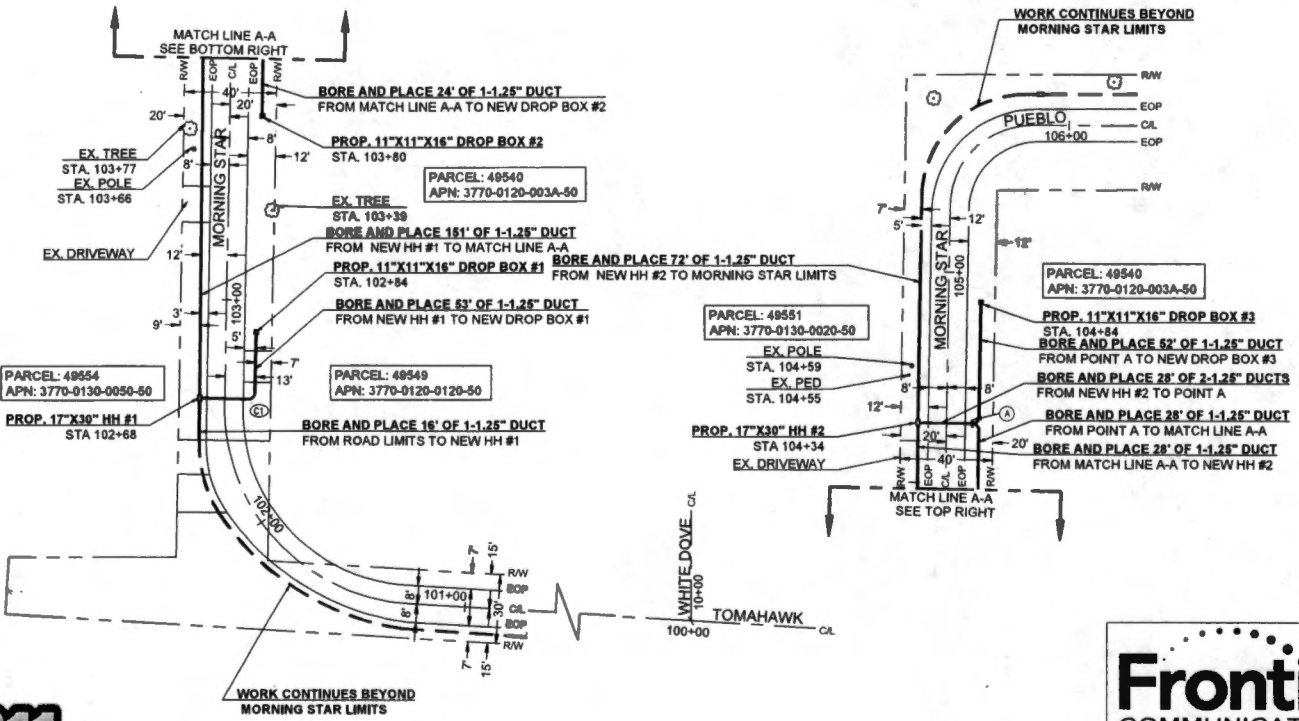
-HDPE AND PVC FOOTAGES DO NOT INCLUDE SWEEPS
-ACTUAL FOOTAGES OF HDPE AND PVC WILL BE NEEDED TO ORDER MATERIALS. PLEASE INCLUDE MEASURED TAPE IN ALL PVCS.
-FRONTIER INSPECTOR SHALL BE PRESENT ON SITE WHEN CONTRACTOR NEEDS TO ACCESS ANY EXISTING FRONTIER FACILITY.

LEGEND

	New Trench
	New Bore
	Existing Gas
	Existing Water
	Existing Telephone
	Existing Sewer
	Existing Storm Drain
	Existing Electric
	Existing Manhole
	Existing Handhole (2'x3' or 17'x30')
	DSLAM
	X-CONNECT
	POWER PEDESTAL
	TELECO PEDESTAL
	3' x 5' PULL BOX
	POLE

Frontier COMMUNICATIONS

JOB ID: 5295527	DATE: 04/23/2022
TITLE: FDH - 340 FM 513	
STREET ADDRESS: 340 FM 513	
CITY/STATE: TAWAKONI, TX 75472 (HUNT COUNTY)	
FTR ENGINEER: CORY RIGGS (310) 210-9882	
FTR INSPECTOR: JAMES WEST (872) 578-3224	
CHC CONSULTING	DRAWN BY: CHC CONSULTING
EST. #:	SHEET: 1 OF 3



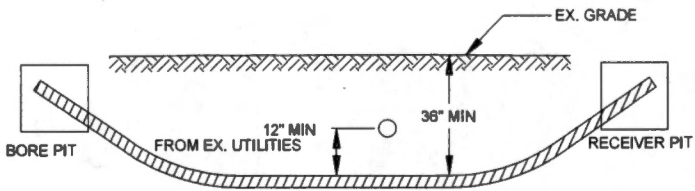
Know what's below.
Call before you dig.



Frontier COMMUNICATIONS

JOB ID: 5295527	DATE: 04/23/2022
TITLE: FDH - 340 FM 513	
STREET ADDRESS: 340 FM 513	
CITY/STATE: TAWAKONI, TX 75472 (HUNT COUNTY)	
FTR ENGINEER: CORY RIGGS (310) 210-9882	
FTR INSPECTOR: JAMES WEST (972) 578-3224	
DRAWN BY: CHC CONSULTING	
EST. #:	SHEET#:
	2 OF 3

MINIMUM STANDARDS FOR DIRECTIONAL BORING



- PLACE END MARKER WITH UTILITY OWNER'S NAME DESCRIBING CONDUIT
- BORE PIT TO BE BACKFILLED AND COMPACTED IN 12" LIFTS WITH MATERIAL REMOVED
- FLOW OF DITCH MUST BE MAINTAINED AT ALL TIMES
- PROTECT ROOTS AT ALL TREE LOCATIONS, SHIFT BORE TRENCH IF NECESSARY

TYPICAL BORE DETAIL

SCALE
N.T.S. 1

Frontier
COMMUNICATIONS

JOB ID: 5295527	DATE: 04/23/2022
TITLE: FDH - 340 FM 513	
STREET ADDRESS: 340 FM 513	
CITY/STATE: TAWAKONI, TX 75472 (HUNT COUNTY)	
FTR ENGINEER: CORY RIGGS (310) 210-8882	
FTR INSPECTOR: JAMES WEST (972) 578-3224	
<small>CHC CONSULTING</small> <small>INCORPORATED IN TEXAS</small> <small>1000 WEST 10TH STREET SUITE 400</small> <small>IRVING, TEXAS 75039</small>	DRAWN BY CHC CONSULTING EST. #
	SHEET# 3 OF 3

17,440 (49)

Frontier COMMUNICATIONS

FILED FOR RECORD
at 1:00 o'clock P M

MAY 10 2022

BECKY LANDRUM
County Clerk, West County, Tex.
By 

04/28/2022

CHC Consulting

9095 Rio San Diego Dr. Ste 450

San Diego, CA 92108

FDH/HH Placement/Boring

Project # 5295527

Greetings,

Frontier communications proposes to place (3) 2'X3' HH, (3) 11"X11"X16" drop box and bore 1,187' to place 902' of (1)-1.25" duct, 285' of (2)-1.25" ducts. This request is for road crossings on Geronimo Dr.

Please, see the attached construction package for location and proposed work details.

If you have any questions, please contact me at any time.

Sincerely,

Darrin Albrecht

Manager, FTTH Quality Control

Central Region

Darrin.l.albrecht@ftr.com

281-229-0849

Submitted by:

Shellie Brown, CHC Consulting Permit Coordinator

sbrown@chcconsulting.com

County Approval Section:

Approved: _____

Denied: _____

Authorized Signature: _____

Date: _____

**FRONTIER COMMUNICATION
CONSTRUCTION SPECIFICATIONS**

1. Contact Frontier Engineer CORY RIGGS at (310) 210-8882 sixty (60) days prior to need of service in order to confirm compliance, order materials, and schedule work forces. NOTE: FRONTIER COMMUNICATIONS, INCORPORATED, RESERVES THE RIGHT TO REFUSE ANY CONDUIT, PULL BOXES, MANHOLES, OR UTILITY BOXES THAT DEVIATE FROM PLANS AND SPECIFICATIONS.
2. All conduit rear bends to have a minimum thirty-six (36) inch radius.
3. All horizontal ninety (90) degree bends shall have a minimum radius of 12.5 feet and all vertical ninety (90) degree bends shall have a minimum radius of three feet. No more than two ninety (90) degree horizontal bends shall be placed in any single run unless otherwise specified. Contact the Frontier engineer concerning any required deviations.
4. All conduit must be proven using a mandrel no less than a 1/2" smaller than the conduit placed. Wall to wall measurements must be taken with a measured tape and a 3/8" polypropylene pull rope in each duct. An accurate wall to wall measurement of conduit placed must be As-built on an approved Frontier construction plan. A copy of the As-built conduit work order must be provided to the Frontier Inspector assigned to your project.
5. Place weatherproof caps on all terminated conduits.
6. Approved plastic conduit (PVC Sch. 40, TYPE-C or HDPE (2") is to be used in underground construction unless otherwise specified.
7. Conduit terminated on a pole must be PVC Sch. 80. Location of riser on pole will be called out by engineering on the construction plan.
8. Conduit placed in same trench with primary power conduit must be separated by a minimum of twelve (12) inches of well-packed sand or three inches of concrete, and have a minimum of thirty-six (36) inches of cover when placed behind curb floor. All street signs and conduits placed in the driven portion of the roadway must have a minimum of eight (8) inches of cover to top of pipe. CONTACT THE FRONTIER INSPECTOR 48 HRS BEFORE TRENCHING AND UPON COMPLETION OF YOUR SUBSTRUCTURES TO SCHEDULE THE FINAL INSPECTION.

**PERMITTING AGENCY:
HUNT COUNTY**

PICK UP POINT:
TXDOT ROW

PATH FOOTAGE:
BORE = 1187

MATERIALS:
(3) NEW 2X3 FH
(3) NEW 11"X11"X14" DROP BOX
322' OF (1)-1.25" DUCT
285' OF (2)-1.25" DUCTS



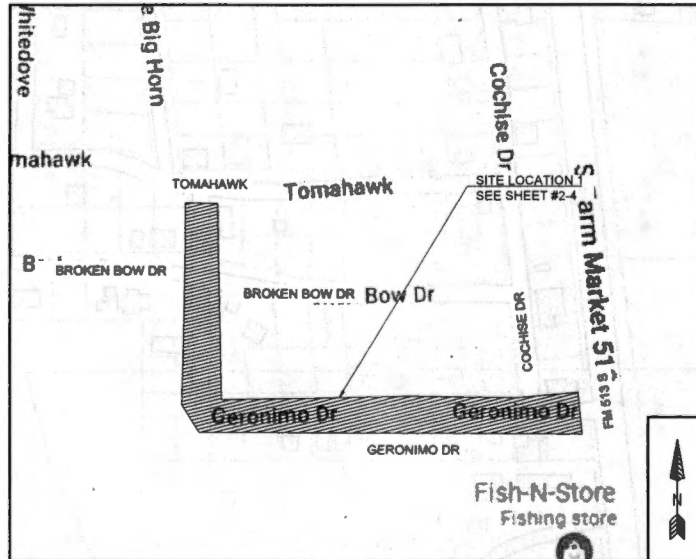
**Know what's below.
Call before you dig.**

CONDUIT DESIGN

FDH - 340 FM 513
S FM 513 & COUNTY RD 3414
LONE OAK, TX 75472

ABBREVIATIONS

BLDG	BUILDING	PED	PEDESTAL (UTILITY)
CL	CENTER LINE	PVC	POLYVINYL CHLORIDE
CONC	CONCRETE	PL	PROPERTY LINE
CSW	CONCRETE SIDEWALK	RR	RAILROAD
DWY	DRIVEWAY	RAW	RIGHT OF WAY
EOC	EDGE OF CURB	SL	STREET LIGHT
EOP	EDGE OF PAVEMENT	W-BLDG	WALL TO BUILDING
ETW	ETW LINE	W-P	WALL TO POLE
HH	HANDHOLE	W-W	WALL TO WALL
MH	MANHOLE	P.U.E.	PUBLIC UTILITY EASEMENT
NTS	NOT TO SCALE	P.S.E.	PUBLIC SERVICE EASEMENT
		CG	CURB & GUTTER



VICINITY MAP
NTS

-HDPE AND PVC FOOTAGES DO NOT INCLUDE SWEEPS
-ACTUAL FOOTAGES OF HDPE AND PVC WILL BE NEEDED TO ORDER MATERIALS. PLEASE INCLUDE MEASURED TAPE IN ALL PVCS.
-FRONTIER INSPECTOR SHALL BE PRESENT ON SITE WHEN CONTRACTOR NEEDS TO ACCESS ANY EXISTING FRONTIER FACILITY.


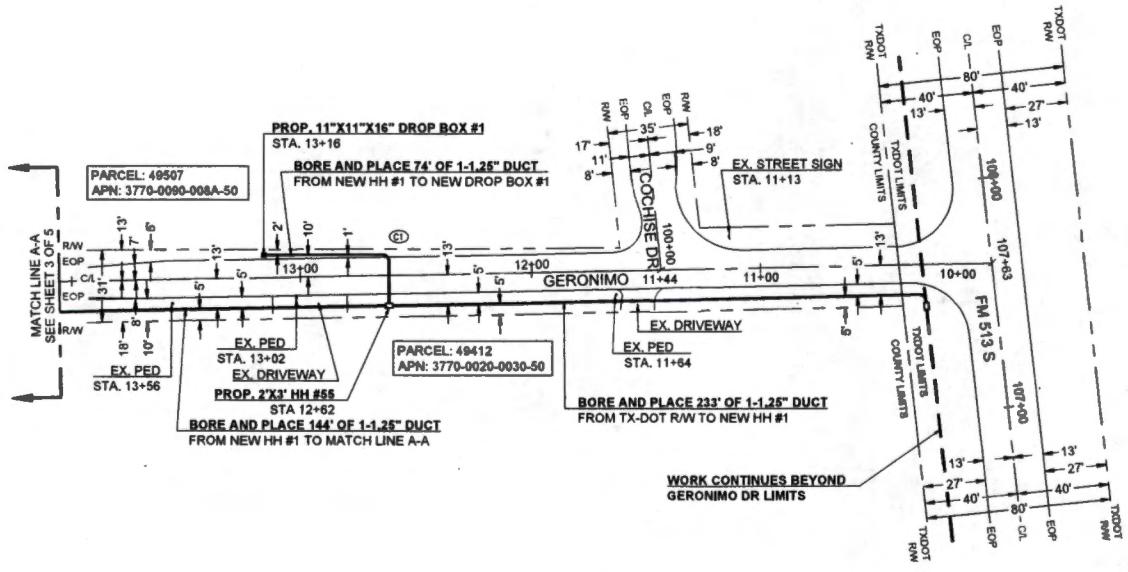
LEGEND

	New Trench
	New Bore
	Existing Gas
	Existing Water
	Existing Telephone
	Existing Sewer
	Existing Storm Drain
	Existing Electric
	Existing Manhole
	Existing Manhole (2'x3' or 17'x30')
	DSLAM
	X-CONNECT
	POWER PEDESTAL
	TELCO PEDESTAL
	3' x 5' PULL BOX
	POLE

Frontier COMMUNICATIONS

JOB ID: 5295527	DATE: 04/23/2022
TITLE: FDH - 340 FM 513	
STREET ADDRESS: 340 FM 513	
CITY/STATE: TAWAKONI, TX 75472 (HUNT COUNTY)	
FTR ENGINEER: CORY RIGGS (310) 210-8882	
FTR INSPECTOR: JAMES WEST (972) 578-3224	
 CHC CONSULTING INCORPORATED IN TEXAS 10000 JAMES STREET, SUITE 100 DALLAS, TEXAS 75244	DRAWN BY: CHC CONSULTING EST. # SHEETS 1 OF 5

CURVE	RADIUS	LENGTH	DELTA
C1	3'	5'	90°



811
Know what's below.
Call before you dig.

Frontier COMMUNICATIONS

JOB ID: 5295527 DATE: 04/23/2022

TITLE: FDH - 340 FM 513

STREET ADDRESS: 340 FM 513

CITY/STATE: TAWAKONI, TX 75472 (HUNT COUNTY)

FTR ENGINEER: CORY RIGGS (310) 210-8882

FTR INSPECTOR: JAMES WEST (972) 578-3224

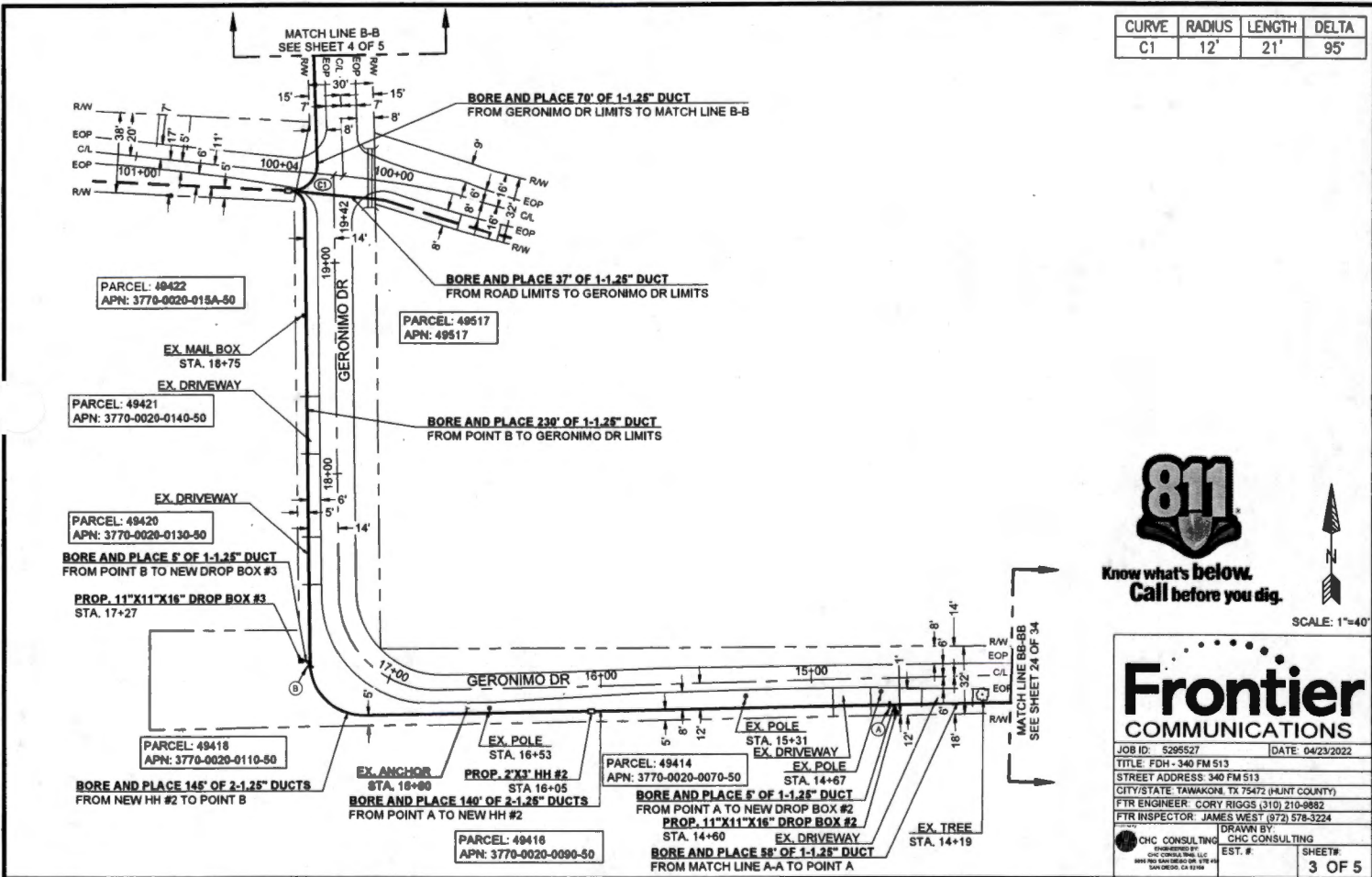
DESIGNED BY: CHC CONSULTING

DRAWN BY: CHC CONSULTING

EST. #: SHEET#

2 OF 5

CURVE	RADIUS	LENGTH	DELTA
C1	12'	21'	95'



811
Know what's below.
Call before you dig.

SCALE: 1"=40'

Frontier
COMMUNICATIONS

JOB ID: 5295527 DATE: 04/23/2022

TITLE: FDH - 340 FM 513

STREET ADDRESS: 340 FM 513

CITY/STATE: TAWAKONI, TX 75472 (HUNT COUNTY)

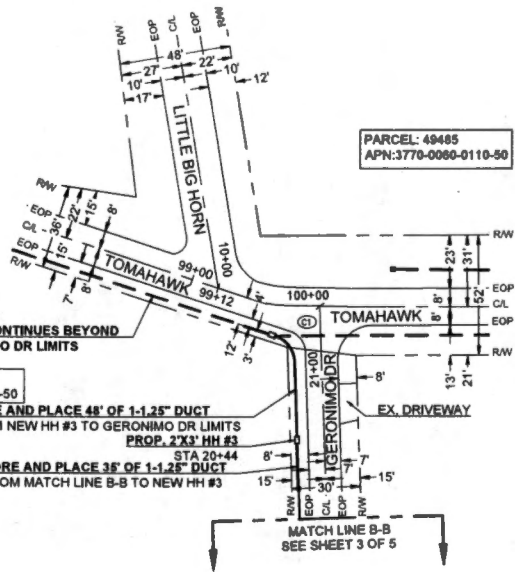
FTR ENGINEER: CORY RIGGS (310) 210-8882

FTR INSPECTOR: JAMES WEST (972) 578-3224

CHC CONSULTING CHC CONSULTING

EST. # SHEET#

3 OF 5



PARCEL: 49485
APN: 3770-0080-0110-50

PARCEL: 130413
APN: 3770-0100-0180-50

WORK CONTINUES BEYOND
GERONIMO DR LIMITS

BORE AND PLACE 48' OF 1-1.25" DUCT
FROM NEW HH #3 TO GERONIMO DR LIMITS
PROP. 2X3' HH #3

BORE AND PLACE 35' OF 1-1.25" DUCT
FROM MATCH LINE B-B TO NEW HH #3

MATCH LINE B-B
SEE SHEET 3 OF 5

CURVE	RADIUS	LENGTH	DELTA
C1	12.5'	17'	95'



Know what's below.
Call before you dig.

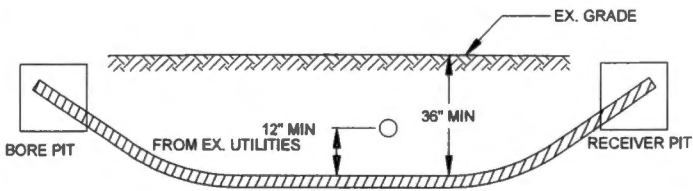


SCALE: 1"=40'

Frontier COMMUNICATIONS

JOB ID: 5295527	DATE: 04/23/2022
TITLE: FDH - 340 FM 513	
STREET ADDRESS: 340 FM 513	
CITY/STATE: TAMAHAWK, TX 75472 (HUNT COUNTY)	
FTR ENGINEER: CORY RIGGS (310) 210-9882	
FTR INSPECTOR: JAMES WEST (872) 578-3224	
CHC CONSULTING <small>ENGINEERED BY CHC CONSULTING, LLC 8000 1901 SAN DIEGO ST. STE 404 SAN DIEGO, CA 92108</small>	DRAWN BY: CHC CONSULTING EST. #:
SHEET #: 4 OF 5	

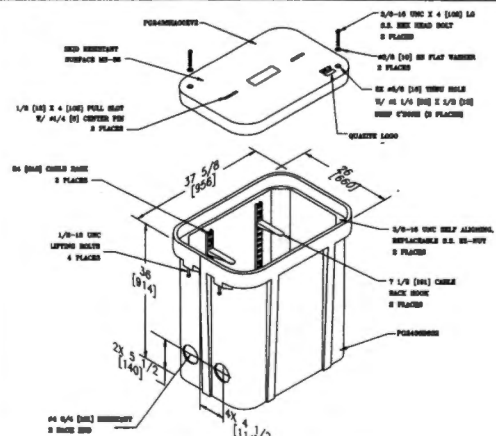
MINIMUM STANDARDS FOR DIRECTIONAL BORING



- PLACE END MARKER WITH UTILITY OWNER'S NAME DESCRIBING CONDUIT
- BORE PIT TO BE BACKFILLED AND COMPACTED IN 12" LIFTS WITH MATERIAL REMOVED
- FLOW OF DITCH MUST BE MAINTAINED AT ALL TIMES
- PROTECT ROOTS AT ALL TREE LOCATIONS, SHIFT BORE TRENCH IF NECESSARY

TYPICAL BORE DETAIL

SCALE
N.T.S. 1



2' X 3' HAND HOLE

SCALE
N.T.S. 2

Frontier
COMMUNICATIONS

JOB ID: 5295527		DATE: 04/23/2022	
TITLE: FDH - 340 FM 513			
STREET ADDRESS: 340 FM 513			
CITY/STATE: TAWAKONI, TX 75472 (HUNT COUNTY)			
FTR ENGINEER: CORY RIGGS (310) 210-9882			
FTR INSPECTOR: JAMES WEST (972) 578-3224			
DRAWN BY:		CHC CONSULTING	
EST. #:		SHEET#:	
50000		5 OF 5	

CHC CONSULTING
 10000 N. CENTRAL EXPRESSWAY, SUITE 100
 DALLAS, TEXAS 75243



FILED FOR RECORD
at 1:00 o'clock P M

MAY 10 2022

BECKY LANDRUM
County Clerk, Tarrant County, Tex.
By

04/28/2022

CHC Consulting

9095 Rio San Diego Dr. Ste 450

San Diego, CA 92108

FDH/HH Placement/Boring

Project # 5295527

Greetings,

Frontier communications proposes to place (2) 2'X3' HH, (2) 17"X30" HH, (4) 11"X11"X16" drop box and bore 1,239' to place 1,239' of (1)-1.25" duct. This request is for road crossings on Shadow Ln.

Please, see the attached construction package for location and proposed work details.

If you have any questions, please contact me at any time.

Sincerely,

Darrin Albrecht

Manager, FTTH Quality Control

Central Region

Darrin.l.albrecht@ftr.com

281-229-0849

Submitted by:

Brittany Bruneau, CHC Consulting Permit Coordinator

bbruneau@chcconsulting.com

County Approval Section:

Approved: _____

Denied: _____

Authorized Signature: _____

Date: _____

**FRONTIER COMMUNICATION
CONSTRUCTION SPECIFICATIONS**

- Contact Frontier Engineer CORY RIGGS at (310) 210-8882 sixty (60) days prior to need of service in order to confirm compliance, order materials, and schedule work forces. NOTE: FRONTIER COMMUNICATIONS, INCORPORATED, RESERVES THE RIGHT TO REFUSE ANY CONDUIT, PULL BOXES, MANHOLES, OR UTILITY BOXES THAT DEVIATE FROM PLANS AND SPECIFICATIONS.
- All conduit riser bends to have a minimum thirty-six (36) inch radius.
- All horizontal ninety (90) degree bends shall have a minimum radius of 12.5 feet and all vertical ninety (90) degree bends shall have a minimum radius of three feet. No more than two ninety (90) degree horizontal bends shall be placed in any single run unless otherwise specified. Contact the Frontier engineer concerning any required deviations.
- All conduit must be proven using a mandrel no less than a 1/2" smaller than the conduit placed. Wall to wall measurements must be taken with a measured tape and a 3/8" polypropylene pull rope in each duct. An accurate wall to wall measurement of conduit placed must be As-built on an approved Frontier construction plan. A copy of the As-built conduit work order must be provided to the Frontier Inspector assigned to your project.
- Place weatherproof caps on all terminated conduits.
- Approved plastic conduit (PVC Sch. 40, TYPE-C or HDPE (2") is to be used in underground construction unless otherwise specified.
- Conduit terminated on a pole must be PVC Sch. 80. Location of riser on pole will be called out by engineering on the construction plan.
- Conduit placed in same trench with primary power conduit must be separated by a minimum of twelve (12) inches of well-packed sand or three inches of concrete, and have a minimum of thirty-six (36) inches of cover when placed behind curb face. All street signs and conduits placed in the driven portion of the roadway must have a minimum of -eight (8) inches of cover to top of pipe. CONTACT THE FRONTIER INSPECTOR 48 HRS BEFORE TRENCHING AND UPON COMPLETION OF YOUR SUBSTRUCTURES SCHEDULE THE FINAL INSPECTION.

**PERMITTING AGENCY:
HUNT COUNTY**

PICK UP POINT:
COUNTY RD 3415 R/W
BROOK HOLLOW DR
R/W

PATH FOOTAGE:
BORE = 1236'

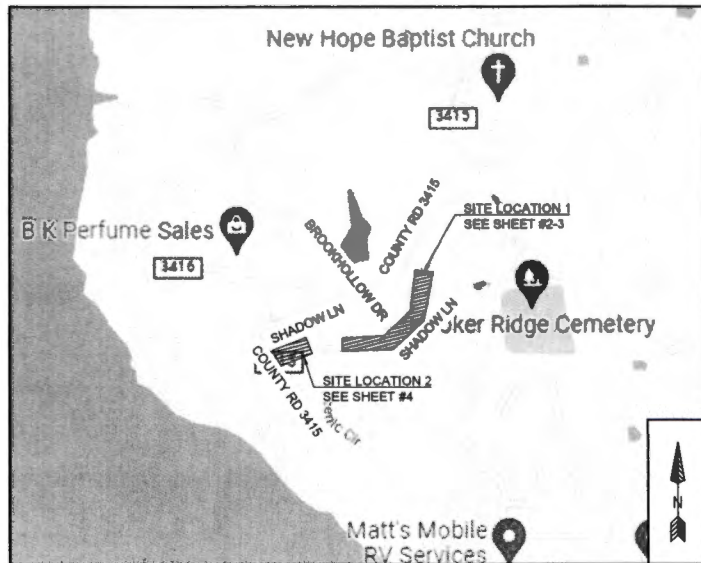
MATERIALS:
(2) NEW 2X3' HH
(2) NEW 17'X30" HH
(4) NEW 117X117X18" DROP BOX
1236' OF (1)-1.25" DUCT



**Know what's below.
Call before you dig.**

CONDUIT DESIGN

340 FM 513
COUNTY RD 3414 & SHADOW LN
LONE OAK, TX 75472



VICINITY MAP
NTS

-HDPE AND PVC FOOTAGES DO NOT INCLUDE SWEEPS
-ACTUAL FOOTAGES OF HDPE AND PVC WILL BE NEEDED TO ORDER MATERIALS. PLEASE INCLUDE MEASURED TAPE IN ALL PVCs.
-FRONTIER INSPECTOR SHALL BE PRESENT ON SITE WHEN CONTRACTOR NEEDS TO ACCESS ANY EXISTING FRONTIER FACILITY.

ABBREVIATIONS

BLDG	BUILDING	PED	PEDESTAL (UTILITY)
CL	CENTER LINE	PVC	POLYVINYL CHLORIDE
CONC	CONCRETE	P/L	PROPERTY LINE
CSW	CONCRETE SIDEWALK	RR	RAILROAD
DWY	DRIVEWAY	R/W	RIGHT OF WAY
EOC	EDGE OF CURB	SL	STREET LIGHT
EOP	EDGE OF PAVEMENT	W-BLDG	WALL TO BUILDING
ETW	ETW LINE	W-P	WALL TO POLE
HH	HANDHOLE	W-W	WALL TO WALL
MH	MANHOLE	P.U.E.	PUBLIC UTILITY EASEMENT
NTS	NOT TO SCALE	P.S.E.	PUBLIC SERVICE EASEMENT
		CG	CURB & GUTTER

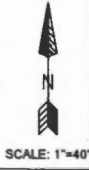
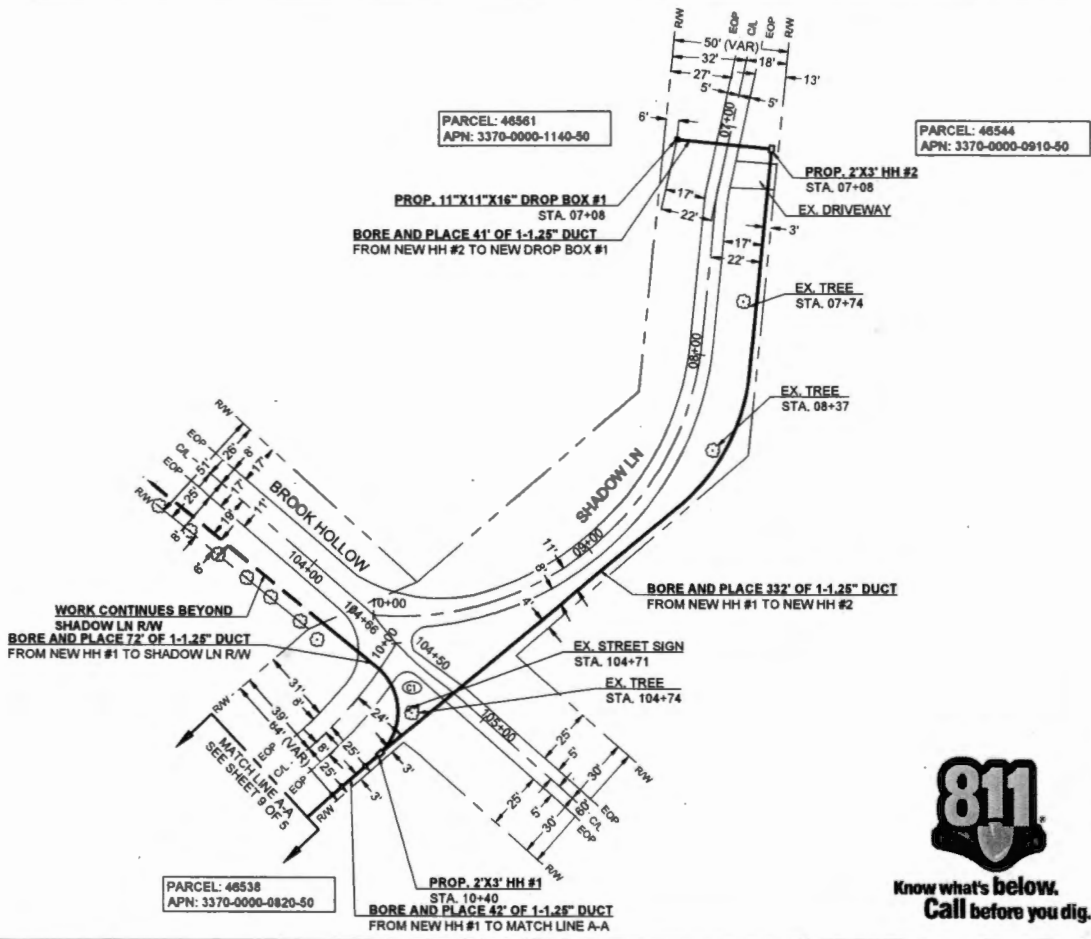
LEGEND

	New Trench
	New Bore
	Existing Gas
	Existing Water
	Existing Telephone
	Existing Sewer
	Existing Storm Drain
	Existing Electric
	Existing Manhole
	Existing Handhole (2'x3' or 17'x30')
	DSLW
	X-CONNECT
	POWER PEDESTAL
	TELCO PEDESTAL
	3' X 5' FULL BOX
	POLE



JOB ID: 5295527	DATE: 04/23/2022
TITLE: 340 FM 513	
STREET ADDRESS: 340 FM 513	
CITY/STATE: TAWAKONI, TX 75472 (HUNT COUNTY)	
FTR ENGINEER: CORY RIGGS (310) 210-8882	
FTR INSPECTOR: JAMES WEST (972) 578-3224	
CHC CONSULTING	CHC CONSULTING
EST. #:	SHEETS:
	1 OF 5

CURVE	RADIUS	LENGTH	DELTA
C1	25'	41'	94'



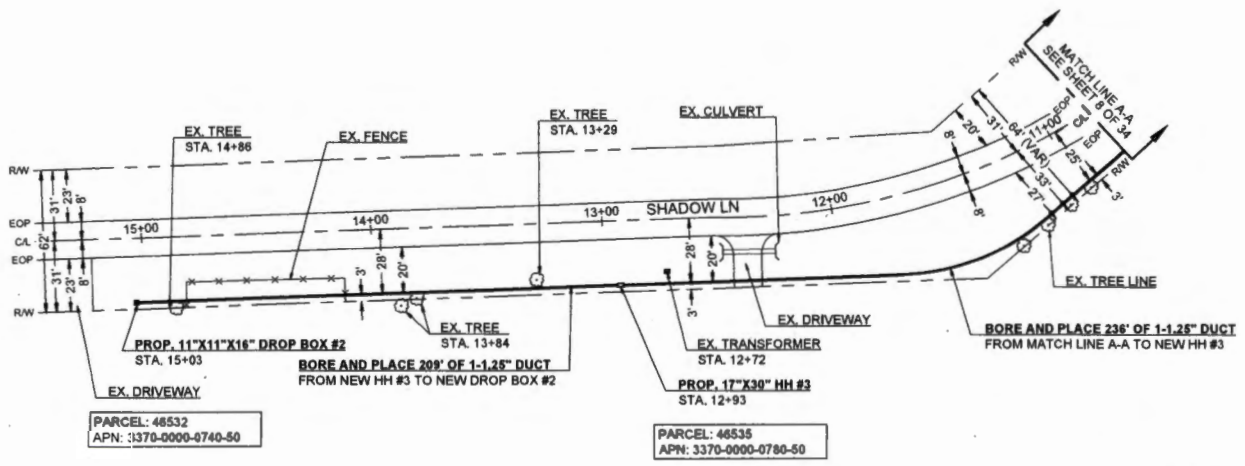
**Know what's below.
Call before you dig.**

Frontier COMMUNICATIONS

JOB ID: 5295527 DATE: 04/23/2022
 TITLE: 340 FM 513
 STREET ADDRESS: 340 FM 513
 CITY/STATE: TAWAKONI, TX 75472 (HUNT COUNTY)
 FTR ENGINEER: CORY RIGGS (310) 210-9882
 FTR INSPECTOR: JAMES WEST (972) 578-3224

CHC CONSULTING CHC CONSULTING
ENGINEERED BY: CHC CONSULTING, L.L.C. 10000 W. 10th Street, Suite 100, Irving, TX 75039
DESIGNED BY: CHC CONSULTING, L.L.C. 10000 W. 10th Street, Suite 100, Irving, TX 75039

EST. # SHEET #
 2 OF 5



PARCEL: 46532
APN: 3370-0000-0740-50

PARCEL: 46535
APN: 3370-0000-0780-50



SCALE: 1"=40'

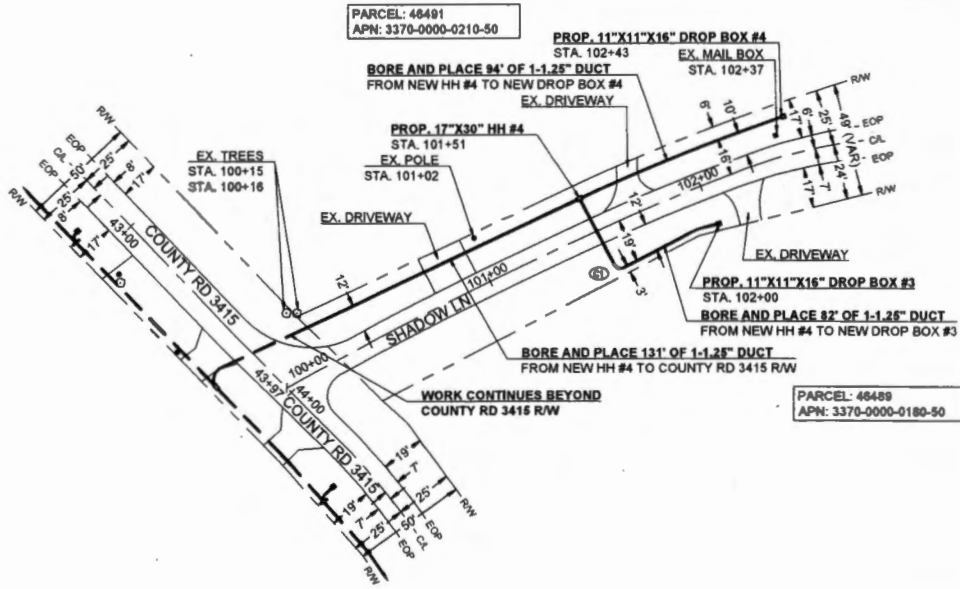


Know what's below.
Call before you dig.

Frontier COMMUNICATIONS

JOB ID: 5295527	DATE: 04/23/2022
TITLE: 340 FM 513	
STREET ADDRESS: 340 FM 513	
CITY/STATE: TAWAKONI, TX 75472 (HUNT COUNTY)	
FTR ENGINEER: CORY RIGGS (310) 210-8882	
FTR INSPECTOR: JAMES WEST (872) 578-3224	
CHC CONSULTING <small>INCORPORATED BY CHC CONSULTING U.S. HARDING AND BENTLEY COS. PTE. LTD. SAN ANTONIO, TX 78208</small>	DRAWN BY: CHC CONSULTING EST. #: SHEET #: 3 OF 5

CURVE	RADIUS	LENGTH	DELTA
C1	3'	5'	90'



Know what's below.
Call before you dig.

Frontier COMMUNICATIONS

JOB ID: 5295527 DATE: 04/23/2022

TITLE: 340 FM 513

STREET ADDRESS: 340 FM 513

CITY/STATE: TAWAKONI, TX 75472 (HUNT COUNTY)

FTR ENGINEER: CORY RIGGS (310) 210-9882

FTR INSPECTOR: JAMES WEST (972) 578-3224

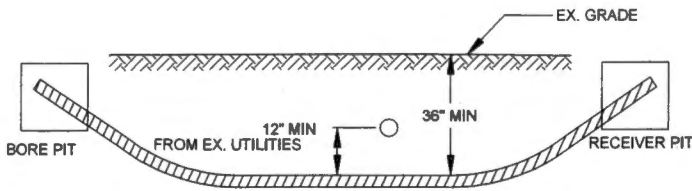
DRAWN BY: CHC CONSULTING

EST. #

SHEET#

4 OF 5

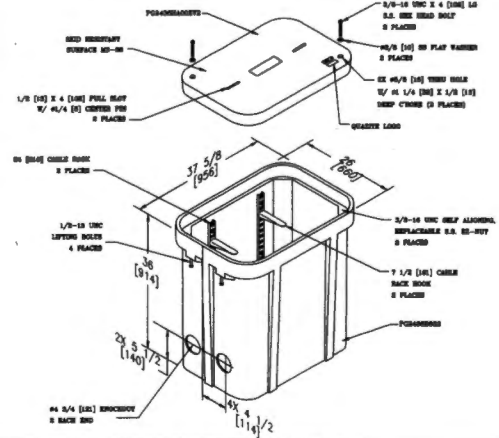
MINIMUM STANDARDS FOR DIRECTIONAL BORING



- PLACE END MARKER WITH UTILITY OWNER'S NAME DESCRIBING CONDUIT
- BORE PIT TO BE BACKFILLED AND COMPACTED IN 12" LIFTS WITH MATERIAL REMOVED
- FLOW OF DITCH MUST BE MAINTAINED AT ALL TIMES
- PROTECT ROOTS AT ALL TREE LOCATIONS. SHIFT BORE TRENCH IF NECESSARY

TYPICAL BORE DETAIL

SCALE 1
N.T.S.



2' X 3' HAND HOLE

SCALE 2
N.T.S.

Frontier COMMUNICATIONS

JOB ID: 5295827 DATE: 04/23/2022
 TITLE: 340 FM 513
 STREET ADDRESS: 340 FM 513
 CITY/STATE: TAWAKONI, TX 75472 (HUNT COUNTY)
 FTR ENGINEER: CORY RIGGS (310) 210-8882
 FTR INSPECTOR: JAMES WEST (972) 578-3224
 DRAWN BY: CHC CONSULTING
 EST. # SHEET#
 5 OF 5

17,440 (51)



FILED FOR RECORD
at 1:00 o'clock P M

MAY 10 2022

BECKY LANDRUM
County Clerk, Hunt County, Tex.
By

04/28/2022

CHC Consulting

9095 Rio San Diego Dr. Ste 450

San Diego, CA 92108

FDH/HH Placement/Boring

Project # 5295527

Greetings,

Frontier communications proposes to place (4) 17"X30" HH, (8) 11"X11"X16" drop box and bore 1,468' to place 1,390' of (1)-1.25" duct, 78' of (2)-1.25" ducts. This request is for road crossings on Lakeview Cir.

Please, see the attached construction package for location and proposed work details.

If you have any questions, please contact me at any time.

Sincerely,

Darrin Albrecht

Manager, FTTH Quality Control

Central Region

Darrin.l.albrecht@ftr.com

281-229-0849

Submitted by:

Brittany Bruneau, CHC Consulting Permit Coordinator

bbruneau@chcconsulting.com

County Approval Section:

Approved: _____

Denied: _____

Authorized Signature: _____

Date: _____

**FRONTIER COMMUNICATION
CONSTRUCTION SPECIFICATIONS**

1. Contact Frontier Engineer CORY RIGGS at (310) 210-8882 sixty (60) days prior to need of service in order to confirm compliance, order materials, and schedule work forces. NOTE: FRONTIER COMMUNICATIONS, INCORPORATED, RESERVES THE RIGHT TO REFUSE ANY CONDUIT, PULL BOXES, MANHOLES, OR UTILITY BOXES THAT DEVIATE FROM PLANS AND SPECIFICATIONS.
2. All conduit riser bands to have a minimum thirty-six (36) inch radius.
3. All horizontal ninety (90) degree bends shall have a minimum radius of 12.5 feet and all vertical ninety (90) degree bends shall have a minimum radius of three feet. No more than two ninety (90) degree horizontal bends shall be placed in any single run unless otherwise specified. Contact the Frontier engineer concerning any required deviations.
4. All conduit must be proven using a mandrel no less than a 1/2" smaller than the conduit placed. Wall to wall measurements must be taken with a measured tape and a 3/8" polypropylene pull rope in each duct. An accurate wall to wall measurement of conduit placed must be As-built on an approved Frontier construction plan. A copy of the As-built conduit work order must be provided to the Frontier Inspector assigned to your project.
5. Place weatherproof caps on all terminated conduits.
6. Approved plastic conduit (PVC Sch. 40, TYPE-C or HDPE (2") is to be used in underground construction unless otherwise specified.
7. Conduit terminated on a pole must be PVC Sch. 80. Location of riser on pole will be called out by engineering on the construction plan.
8. Conduit placed in same trench with primary power conduit must be separated by a minimum of twelve (12) inches of well-packed sand or three inches of concrete, and have a minimum of thirty-six (36) inches of cover when placed behind curb face. All street signs and conduits placed in the driven portion of the roadway must have a minimum of eight (8) inches of cover to top of pipe. CONTACT THE FRONTIER INSPECTOR 48 HRS BEFORE TRENCHING AND UPON COMPLETION OF YOUR SUBSTRUCTURES TO SCHEDULE THE FINAL INSPECTION.

**PERMITTING AGENCY:
HUNT COUNTY**

PICK UP POINT:
COUNTY RD 3415 RW

PATH FOOTAGE:
BORE = 1488'

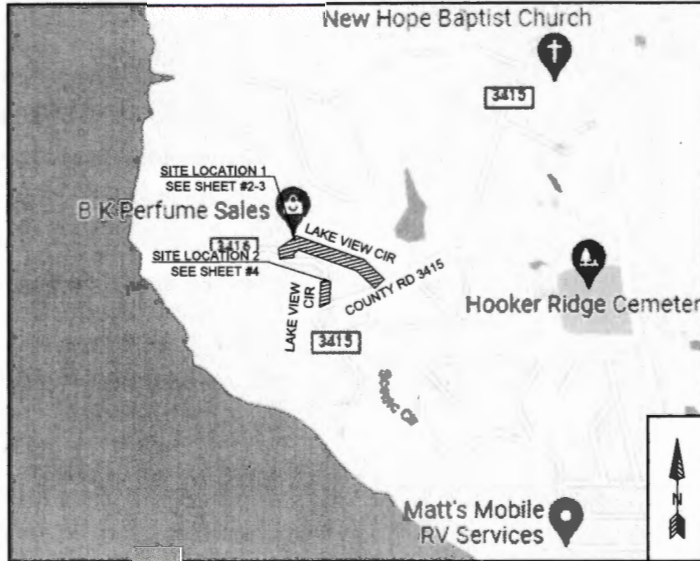
MATERIALS:
(4) NEW 17"X30" HH
(8) NEW 11"X11"X18" DROP BOX
1360' OF (1)-1.25" DUCT
78' OF (2)-1.25" DUCTS



**Know what's below.
Call before you dig.**

CONDUIT DESIGN

340 FM 513
COUNTY RD 3414 & LAKEVIEW CIR
LONE OAK, TX 75472



VICINITY MAP
NTS

-HOPE AND PVC FOOTAGES DO NOT INCLUDE SWEEPS
-ACTUAL FOOTAGES OF HDPE AND PVC WILL BE NEEDED TO ORDER MATERIALS. PLEASE INCLUDE MEASURED TAPE IN ALL PVCs.
-FRONTIER INSPECTOR SHALL BE PRESENT ON SITE WHEN CONTRACTOR NEEDS TO ACCESS ANY EXISTING FRONTIER FACILITY.

ABBREVIATIONS

BLDG	BUILDING	PED	PEDESTAL (UTILITY)
CL	CENTER LINE	PVC	POLYVINYL CHLORIDE
CONC	CONCRETE	P/L	PROPERTY LINE
CSW	CONCRETE SIDEWALK	RR	RAILROAD
DWY	DRIVEWAY	R/W	RIGHT OF WAY
EOC	EDGE OF CURB	SL	STREET LIGHT
EOP	EDGE OF PAVEMENT	W-BLDG	WALL TO BUILDING
ETW	ETW LINE	W-P	WALL TO POLE
HH	HANDHOLE	W-W	WALL TO WALL
MH	MANHOLE	P.U.E.	PUBLIC UTILITY EASEMENT
NTS	NOT TO SCALE	P.S.E.	PUBLIC SERVICE EASEMENT
		C/G	CURB & GUTTER

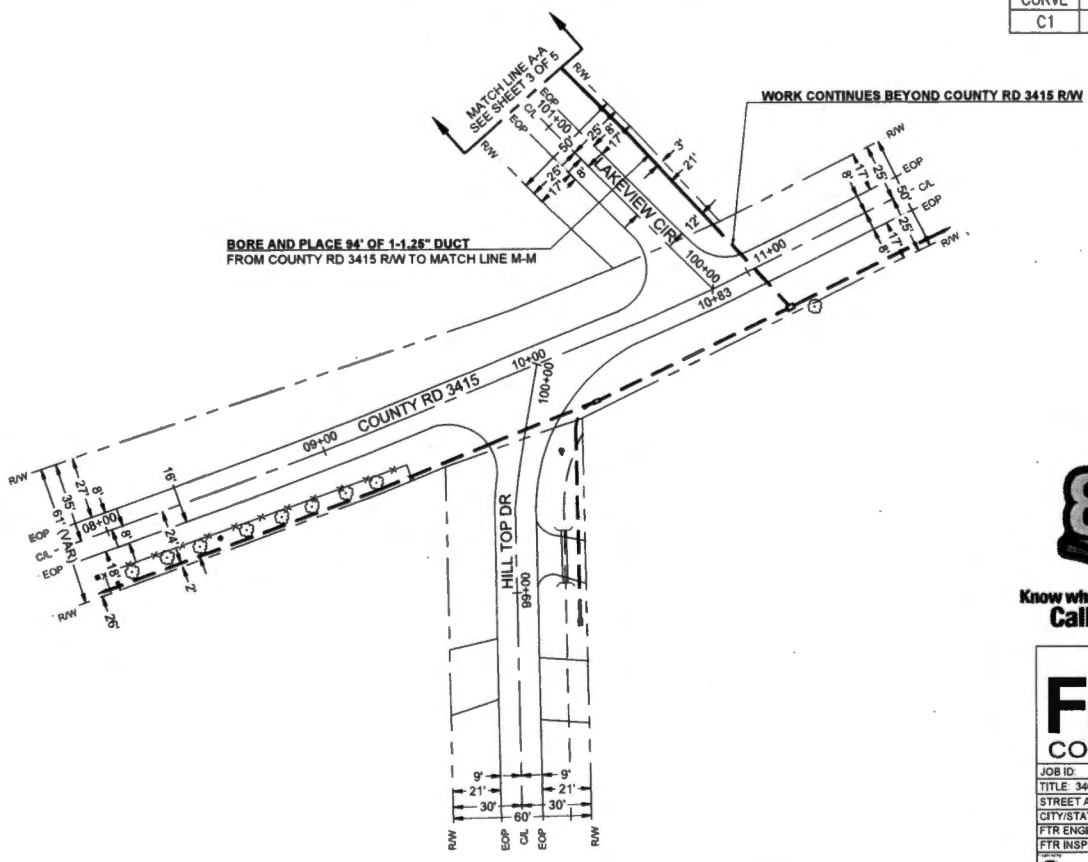
LEGEND

	New Trench
	New Bore
	Existing Gas
	Existing Water
	Existing Telephone
	Existing Sewer
	Existing Storm Drain
	Existing Easement
	Existing Manhole
	Existing Handhole (2'x3' or 17'x30')
	DSLAM
	X-CONNECT
	POWER PEDESTAL
	TELECO PEDESTAL
	3' X 3' PULL BOX
	POLE



JOB ID: 5295527	DATE: 04/23/2022
TITLE: 340 FM 513	
STREET ADDRESS: 340 FM 513	
CITY/STATE: TAWAKONI, TX 75472 (HUNT COUNTY)	
FTR ENGINEER: CORY RIGGS (310) 210-8882	
FTR INSPECTOR: JAMES WEST (972) 578-3224	
 CHC CONSULTING 5000 WEST 10TH STREET, SUITE 100 FORT WORTH, TEXAS 76102 TEL: 817-335-1111 FAX: 817-335-1112	DRAWN BY: CHC CONSULTING EST. #: SHEET #: 1 OF 5

CURVE	RADIUS	LENGTH	DELTA
C1	12.5'	15'	70°



Know what's below.
Call before you dig.




SCALE: 1"=40'

Frontier COMMUNICATIONS

JOB ID: 5295527	DATE: 04/23/2022
TITLE: 340 FM 513	
STREET ADDRESS: 340 FM 513	
CITY/STATE: TAWAKONI, TX 75472 (HUNT COUNTY)	
FTR ENGINEER: CORY RIGGS (310) 210-9882	
FTR INSPECTOR: JAMES WEST (972) 578-3224	
DRAWN BY: CHC CONSULTING	EST. #
<small>ENGINEERED BY: CHC CONSULTING, LLC 1001 1020 SAN ANTONIO DR. STE 400 SAN ANTONIO, TX 78216</small>	SHEET#



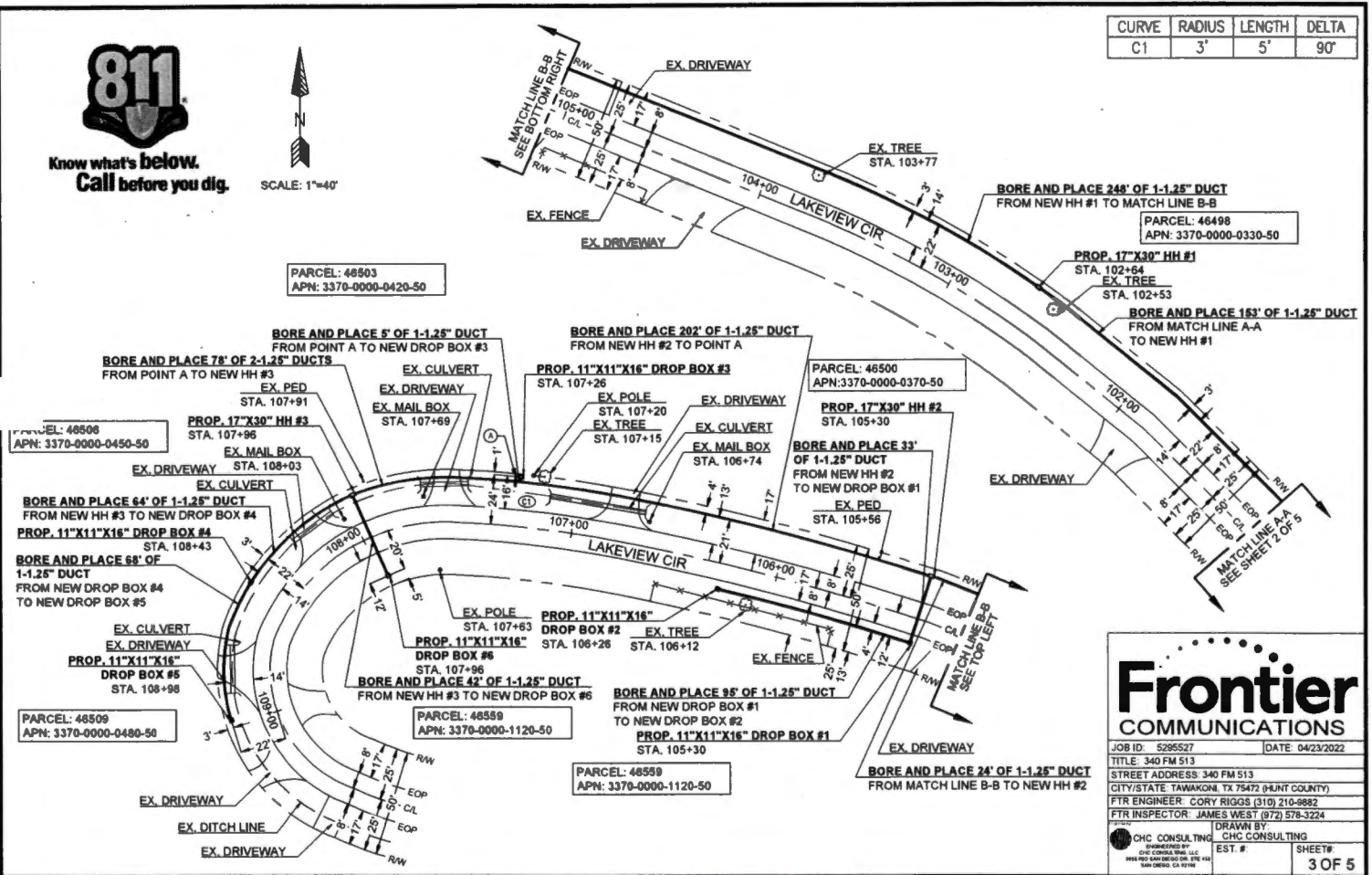
Know what's below.
Call before you dig.



SCALE: 1"=40'

PARCEL: 48803
APN: 3370-0000-0420-50

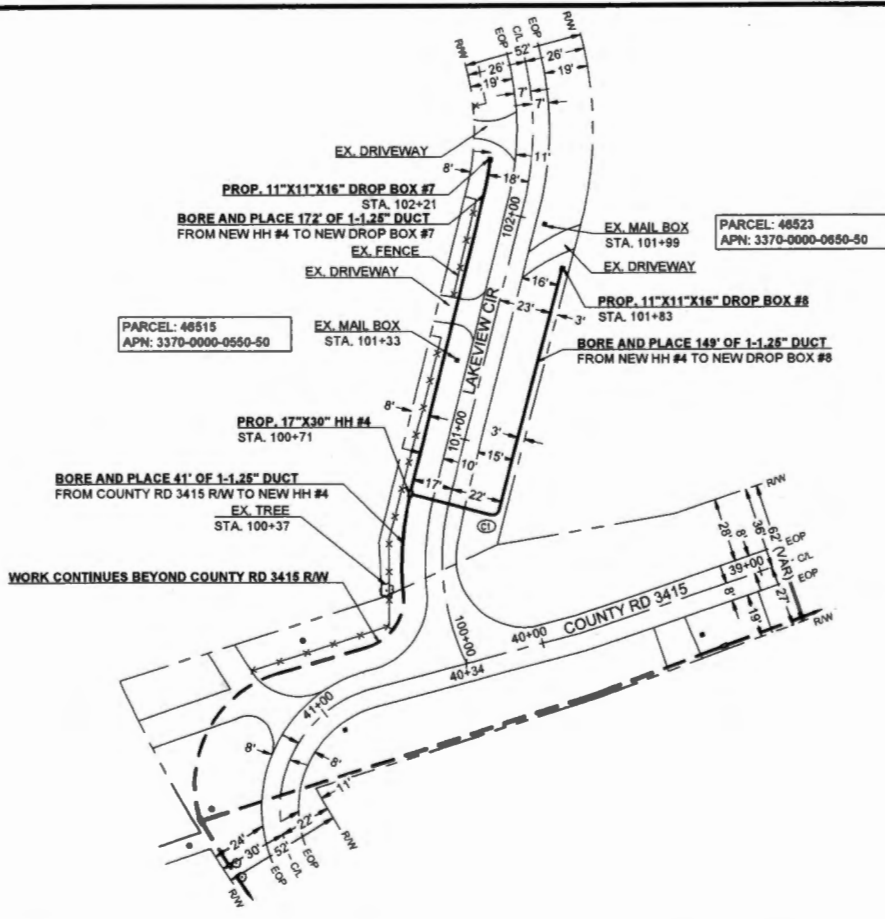
CURVE	RADIUS	LENGTH	DELTA
C1	3'	5'	90°



Frontier COMMUNICATIONS

JOB ID: 5295527 DATE: 04/23/2022
 TITLE: 340 FM 513
 STREET ADDRESS: 340 FM 513
 CITY/STATE: TAWAKONI, TX 75472 (HUNT COUNTY)
 FTR ENGINEER: CORY RIGGS (310) 210-8882
 FTR INSPECTOR: JAMES WEST (972) 578-3224
 CHC CONSULTING
 EST. # SHEET#
 3 OF 5

CURVE	RADIUS	LENGTH	DELTA
C1	3'	5'	90°



Know what's below.
Call before you dig.



SCALE: 1"=40'

Frontier COMMUNICATIONS

JOB ID: 5265527 DATE: 04/23/2022

TITLE: 340 FM 513

STREET ADDRESS: 340 FM 513

CITY/STATE: TAWAKONI, TX 75472 (HUNT COUNTY)

FTR ENGINEER: CORY RIGGS (310) 210-9882

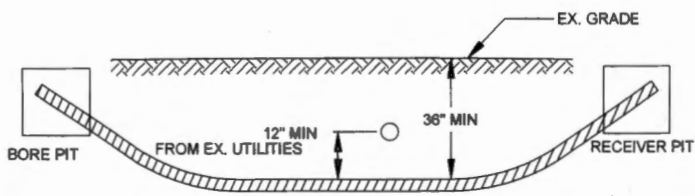
FTR INSPECTOR: JAMES WEST (872) 578-3224

DRAWN BY: CHC CONSULTING

EST. #:

SHEET#: 4 OF 5

MINIMUM STANDARDS FOR DIRECTIONAL BORING



- PLACE END MARKER WITH UTILITY OWNER'S NAME DESCRIBING CONDUIT
- BORE PIT TO BE BACKFILLED AND COMPACTED IN 12" LIFTS WITH MATERIAL REMOVED
- FLOW OF DITCH MUST BE MAINTAINED AT ALL TIMES
- PROTECT ROOTS AT ALL TREE LOCATIONS, SHIFT BORE TRENCH IF NECESSARY

TYPICAL BORE DETAIL

SCALE 1
N.T.S.

Frontier COMMUNICATIONS

JOB ID: 5295527	DATE: 04/23/2022
TITLE: 340 FM 513	
STREET ADDRESS: 340 FM 513	
CITY/STATE: TAWAKONI, TX 75472 (HUNT COUNTY)	
FTR ENGINEER: CORY RIGGS (310) 210-9882	
FTR INSPECTOR: JAMES WEST (972) 578-3224	
DRAWN BY: CHC CONSULTING	
CHC CONSULTING <small>INCORPORATED BY CHC CONSULTING, LLC 9901 160th STREET, SUITE 400 SAN DIEGO, CA 92188</small>	EST. #:
SHEET#:	
5 OF 5	



FILED FOR RECORD
at 1:00 o'clock P M
MAY 10 2022
BECKY LANDRUM
County Clerk, Hill County, Tex.
By [Signature]

04/28/2022
CHC Consulting
9095 Rio San Diego Dr. Ste 450
San Diego, CA 92108

**FDH/HH Placement/Boring
Project # 5295527**

Greetings,

Frontier communications proposes to place (1) 17"X30" HH and bore 88' to place 88' of (1)-1.25" duct. This request is for road crossings on Hill Top Dr.

Please, see the attached construction package for location and proposed work details.

If you have any questions, please contact me at any time.

Sincerely,
Darrin Albrecht
Manager, FTTH Quality Control
Central Region
Darrin.l.albrecht@ftr.com
281-229-0849

Submitted by:
Brittany Bruneau, CHC Consulting Permit Coordinator
bbruneau@chcconsulting.com

County Approval Section:

Approved: _____ Denied: _____

Authorized Signature: _____ Date: _____

**FRONTIER COMMUNICATION
CONSTRUCTION SPECIFICATIONS**

- Contact Frontier Engineer CORY RIGGS at (310) 210-9882 sixty (60) days prior to need of service in order to confirm compliance, order materials, and schedule work force. NOTE: FRONTIER COMMUNICATIONS INCORPORATED, RESERVES THE RIGHT TO REFUSE ANY CONDUIT, PULL BOXES, MANHOLES, OR UTILITY BOXES THAT DEVIATE FROM PLANS AND SPECIFICATIONS.
- All conduit riser bands to have a minimum thirty-six (36) inch radius.
- All horizontal ninety (90) degree bends shall have a minimum radius of 12.5 feet and all vertical ninety (90) degree bends shall have a minimum radius of three feet. No more than two ninety (90) degree horizontal bends shall be placed in any single run unless otherwise specified. Contact the Frontier engineer concerning any required deviations.
- All conduit must be proven using a mandrel no less than a 1/2" smaller than the conduit placed. Wall to wall measurements must be taken with a measured tape and a 3/8" polypropylene pull rope in each duct. An accurate wall to wall measurement of conduit placed must be As-built on an approved Frontier construction plan. A copy of the As-built conduit work order must be provided to the Frontier Inspector assigned to your project.
- Place weatherproof caps on all terminated conduits.
- Approved plastic conduit (PVC Sch. 40, TYPE-C or HDPE (2") is to be used in underground construction unless otherwise specified.
- Conduit terminated on a pole must be PVC Sch. 80. Location of riser on pole will be called out by engineering on the construction plan.
- Conduit placed in same trench with primary power conduit must be separated by a minimum of twelve (12) inches of well-packed sand or three inches of concrete, and have a minimum of thirty-six (36) inches of cover when placed behind curb face. All street signs and conduits placed in the driven portion of the roadway must have a minimum of y-eight (48) inches of cover to top of pipe. CONTACT THE FRONTIER INSPECTOR 48 HRS BEFORE TRENCHING AND UPON COMPLETION OF YOUR SUBSTRUCTURES SCHEDULE THE FINAL INSPECTION.

**PERMITTING AGENCY:
HUNT COUNTY**

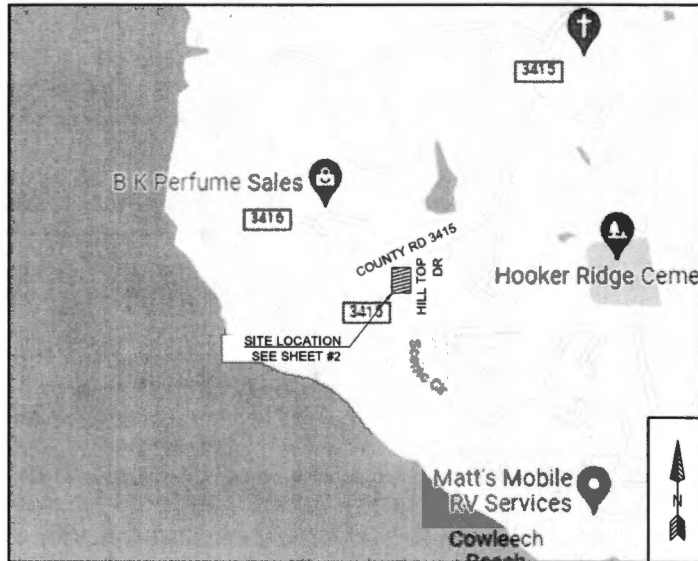
PICK UP POINT: COUNTY RD 3415 RAW
PATH FOOTAGE: BORE = 88'
MATERIALS: (1) NEW 17'x30" MH
88' OF (1)-1.25" DUCT



**Know what's below.
Call before you dig.**

CONDUIT DESIGN

340 FM 513
COUNTY RD 3414 & HILL TOP DR
LONE OAK, TX 75472



VICINITY MAP
NTS

-HDPE AND PVC FOOTAGES DO NOT INCLUDE SWEEPS
-ACTUAL FOOTAGES OF HDPE AND PVC WILL BE NEEDED TO ORDER MATERIALS. PLEASE INCLUDE MEASURED TAPE IN ALL PVCS.
-FRONTIER INSPECTOR SHALL BE PRESENT ON SITE WHEN CONTRACTOR NEEDS TO ACCESS ANY EXISTING FRONTIER FACILITY.

ABBREVIATIONS

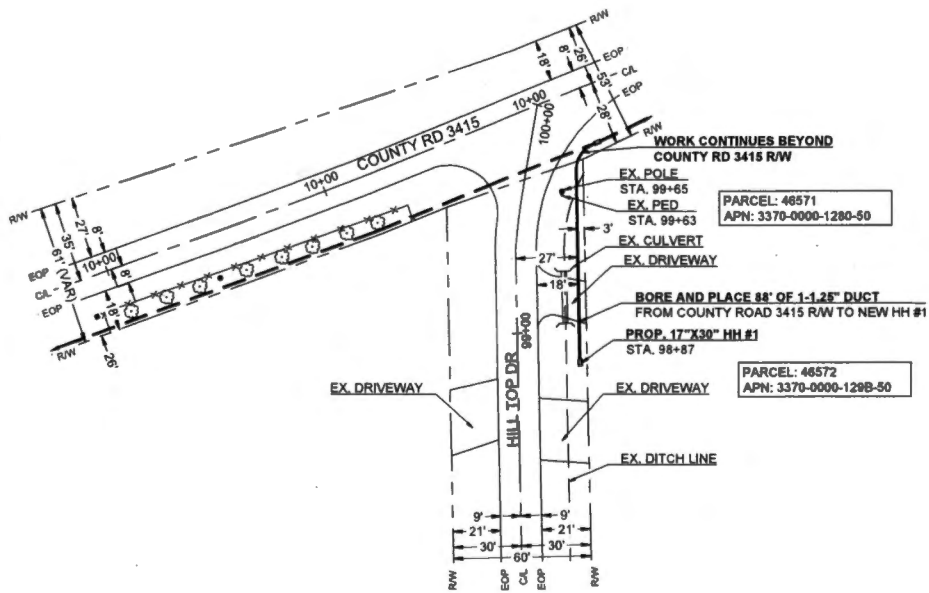
BLDG	BUILDING	PED	PEDESTAL (UTILITY)
CL	CENTER LINE	PVC	POLYVINYL CHLORIDE
CONC	CONCRETE	PL	PROPERTY LINE
CSW	CONCRETE SIDEWALK	RR	RAILROAD
DWY	DRIVEWAY	RW	RIGHT OF WAY
EOP	EDGE OF CURB	SL	STREET LIGHT
EOP	EDGE OF PAVEMENT	W-BLDG	WALL TO BUILDING
ETW	ETW LINE	W-P	WALL TO POLE
HH	HANDHOLE	W-W	WALL TO WALL
MH	MANHOLE	P.U.E.	PUBLIC UTILITY EASEMENT
NTS	NOT TO SCALE	P.S.E.	PUBLIC SERVICE EASEMENT
		CG	CURB & GUTTER

LEGEND

	New Trench
	New Bore
	Existing Gas
	Existing Water
	Existing Telephone
	Existing Sewer
	Existing Storm Drain
	Existing Electric
	Existing Manhole
	Existing Handhole (2'x3' or 17'x30')
	DSLAM
	X-CONNECT
	POWER PEDESTAL
	TELCO PEDESTAL
	3' x 5' PULL BOX
	POLE



JOB ID: 5295527	DATE: 04/23/2022
TITLE: 340 FM 513	
STREET ADDRESS: 340 FM 513	
CITY/STATE: TAWAKONI, TX 75472 (HUNT COUNTY)	
FTR ENGINEER: CORY RIGGS (310) 210-9882	
FTR INSPECTOR: JAMES WEST (972) 578-3224	
 CHC CONSULTING EST. #	DRAWN BY: CHC CONSULTING SHEET #
	1 OF 3



PARCEL: 46571
 APN: 3370-0000-1280-50

PARCEL: 46572
 APN: 3370-0000-129B-50



Know what's below.
 Call before you dig.

SCALE: 1"=40'

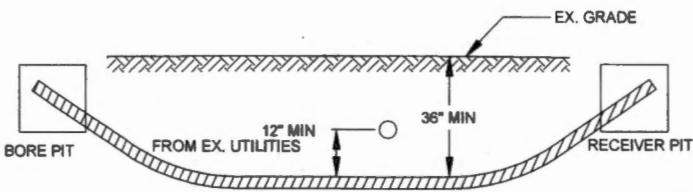


Frontier COMMUNICATIONS

JOB ID: 5295527 DATE: 04/29/2022
 TITLE: 340 FM 513
 STREET ADDRESS: 340 FM 513
 CITY/STATE: TAWAKONI, TX 75472 (HUNT COUNTY)
 FTR ENGINEER: CORY RIGGS (310) 210-9882
 FTR INSPECTOR: JAMES WEST (972) 578-3224

 CHC CONSULTING <small>INCORPORATED BY CHC CONSULTING LLC 1805 HWY 400 SUITE 200, STE 400 DALLAS, TX 75248</small>	DRAWN BY: CHC CONSULTING	SHEET#
	EST. #	2 OF 3

MINIMUM STANDARDS FOR DIRECTIONAL BORING




- PLACE END MARKER WITH UTILITY OWNER'S NAME DESCRIBING CONDUIT
- BORE PIT TO BE BACKFILLED AND COMPACTED IN 12" LIFTS WITH MATERIAL REMOVED
- FLOW OF DITCH MUST BE MAINTAINED AT ALL TIMES
- PROTECT ROOTS AT ALL TREE LOCATIONS. SHIFT BORE TRENCH IF NECESSARY

TYPICAL BORE DETAIL

SCALE
N.T.S. 1

Frontier
COMMUNICATIONS

JOB ID: 5295527		DATE: 04/23/2022	
TITLE: 340 FM 513			
STREET ADDRESS: 340 FM 513			
CITY/STATE: TAWAKONI, TX 75472 (HUNT COUNTY, TEXAS)			
FTR ENGINEER: CORY RIGGS (310) 20-9892			
FTR INSPECTOR: JAMES WEST (972) 578-3224			
DRAWN BY: CHC CONSULTING		EST. #:	
 CHC CONSULTING <small>ENGINEERED BY CHC CONSULTING, LLC 1000 WEST BERRY ST. STE. 400 DALLAS, TX 75201</small>		SHEET #: 3 OF 3	

17,440 (53)



FILED FOR RECORD
at 1:00 o'clock P M

MAY 10 2022

BECKY LANDRUM
County Clerk, Tarrant County, Tex.
By

04/28/2022
CHC Consulting
9095 Rio San Diego Dr. Ste 450
San Diego, CA 92108

**FDH/HH Placement/Boring
Project # 5295527**

Greetings,

Frontier communications proposes to place (1) 2'X3' HH and bore 403' to place 403' of (1)-1.25" duct. This request is for road crossings on Brook Hollow Rd.

Please, see the attached construction package for location and proposed work details.

If you have any questions, please contact me at any time.

Sincerely,
Darrin Albrecht
Manager, FTTH Quality Control
Central Region
Darrin.l.albrecht@ftr.com
281-229-0849

Submitted by:
Brittany Bruneau, CHC Consulting Permit Coordinator
sbrown@chcconsulting.com

County Approval Section:

Approved: _____

Denied: _____

Authorized Signature: _____

Date: _____

**FRONTIER COMMUNICATION
CONSTRUCTION SPECIFICATIONS**

- Contact Frontier Engineer CORY RIGGS at (310) 210-8882 sixty (60) days prior to need of service in order to confirm compliance, order materials, and schedule work forces. NOTE: FRONTIER COMMUNICATIONS, INCORPORATED, RESERVES THE RIGHT TO REFUSE ANY CONDUIT, PULL BOXES, MANHOLES, OR UTILITY BOXES THAT DEVIATE FROM PLANS AND SPECIFICATIONS.
- All conduit riser bends to have a minimum thirty-six (36) inch radius.
- All horizontal ninety (90) degree bends shall have a minimum radius of 12.5 feet and all vertical ninety (90) degree bends shall have a minimum radius of three feet. No more than two ninety (90) degree horizontal bends shall be placed in any single run unless otherwise specified. Contact the Frontier engineer concerning any required deviations.
- All conduit must be proven using a mandrel no less than a 1/2" smaller than the conduit placed. Wall to wall measurements must be taken with a measured tape and a 3/8" polypropylene pull rope in each duct. An accurate wall to wall measurement of conduit placed must be As-built on an approved Frontier construction plan. A copy of the As-built conduit work order must be provided to the Frontier Inspector assigned to your project.
- Place weatherproof caps on all terminated conduits.
- Approved plastic conduit (PVC Sch. 40, TYPE-C or HDPE (2") is to be used in underground construction unless otherwise specified.
- Conduit terminated on a pole must be PVC Sch. 80. Location of riser on pole will be called out by engineering on the construction plan.
- Conduit placed in same trench with primary power conduit must be separated by a minimum of twelve (12) inches of well-packed sand or three inches of concrete, and have a minimum of thirty-six (36) inches of cover when placed behind curb face. All street signs and conduit placed in the driven portion of the roadway must have a minimum of eight (8) inches of cover to top of pipe. CONTACT THE FRONTIER INSPECTOR 48 HRS BEFORE TRENCHING AND UPON COMPLETION OF YOUR SUBSTRUCTURES TO SCHEDULE THE FINAL INSPECTION.

**PERMITTING AGENCY:
HUNT COUNTY**

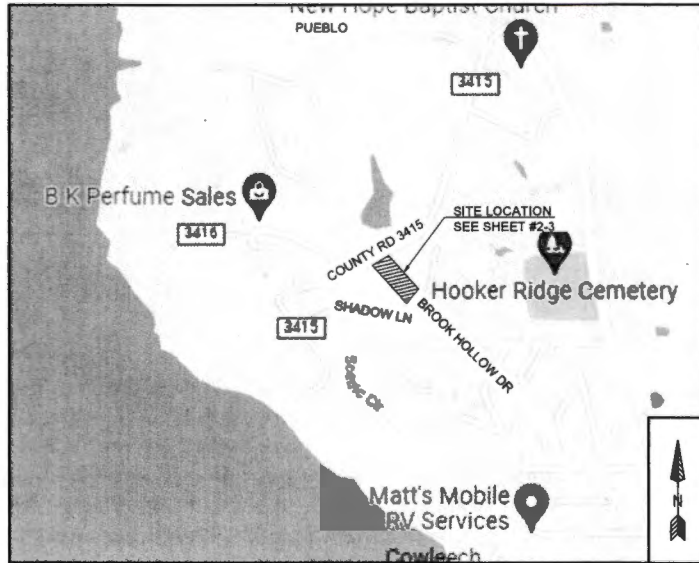
PICK UP POINT: COUNTY RD 3415 RW
 PATH FOOTAGE: BORE = 403
 MATERIALS:
 (1) NEW 2X3" HH
 403 OF (1)-1.25" DUCT



**Know what's below.
Call before you dig.**

CONDUIT DESIGN

340 FM 513
 BOOK HOLLOW DR & SHADOW LN
 LONE OAK, TX 75472



VICINITY MAP
NTS

-HDPE AND PVC FOOTAGES DO NOT INCLUDE SWEEPS
 -ACTUAL FOOTAGES OF HDPE AND PVC WILL BE NEEDED TO ORDER MATERIALS. PLEASE INCLUDE MEASURED TAPE IN ALL PVCs.
 -FRONTIER INSPECTOR SHALL BE PRESENT ON SITE WHEN CONTRACTOR NEEDS TO ACCESS ANY EXISTING FRONTIER FACILITY.

ABBREVIATIONS

BLDG	BUILDING	PED	PEDESTAL (UTILITY)
CL	CENTER LINE	PVC	POLYVINYL CHLORIDE
CONC	CONCRETE	P/L	PROPERTY LINE
CSW	CONCRETE SIDEWALK	RR	RAILROAD
DWY	DRIVEWAY	R/W	RIGHT OF WAY
EOC	EDGE OF CURB	SL	STREET LIGHT
EOP	EDGE OF PAVEMENT	W-BLDG	WALL TO BUILDING
ETW	ETW LINE	W-P	WALL TO POLE
HH	HANDHOLE	W-W	WALL TO WALL
MH	MANHOLE	P.U.E.	PUBLIC UTILITY EASEMENT
NTS	NOT TO SCALE	P.S.E.	PUBLIC SERVICE EASEMENT
		CG	CURB & GUTTER

LEGEND

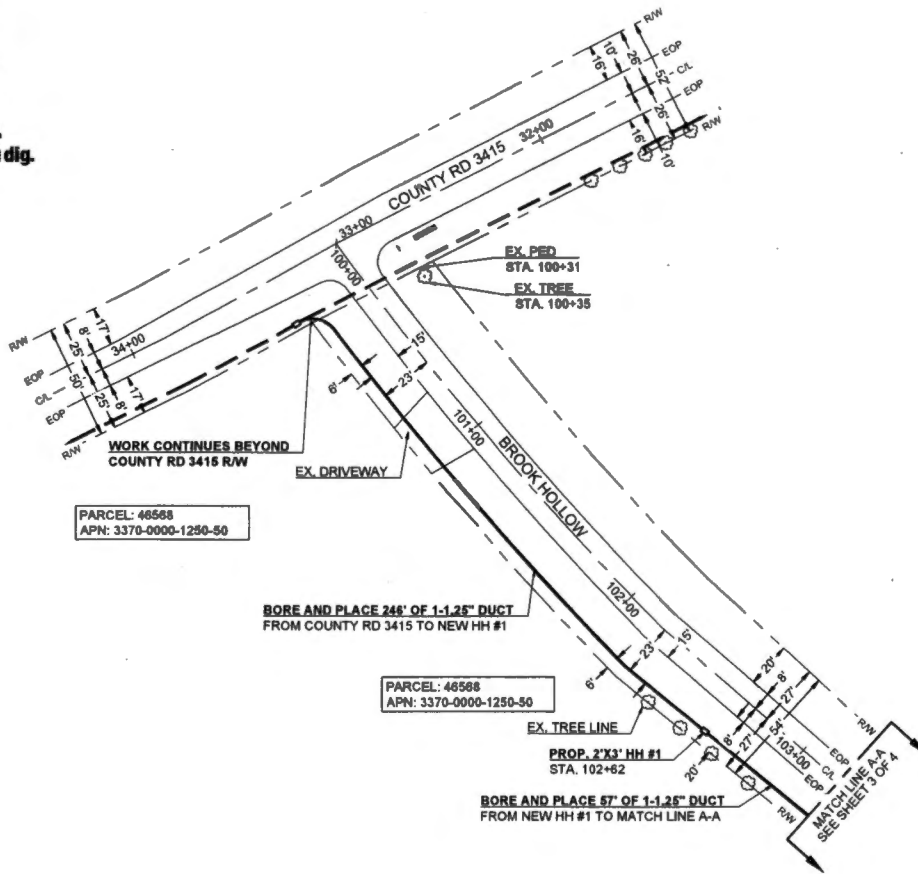
	New Trench
	New Bore
	Existing Gas
	Existing Water
	Existing Telephone
	Existing Sewer
	Existing Storm Drain
	Existing Electric
	Existing Manhole
	Existing Handhole (2'x3' or 17'x30')
	DSLAM
	X-CONNECT
	POWER PEDESTAL
	TELECO PEDESTAL
	3' X 5' FULL BOX
	POLE



JOB ID: 5295527	DATE: 04/23/2022
TITLE: 340 FM 513	
STREET ADDRESS: 340 FM 513	
CITY/STATE: TAWAKONI, TX 75472 (HUNT COUNTY)	
FTR ENGINEER: CORY RIGGS (310) 210-8882	
FTR INSPECTOR: JAMES WEST (972) 578-3224	
CHC CONSULTING	DRAWN BY: CHC CONSULTING
EST. #:	SHEET#:
	1 OF 4



Know what's below.
Call before you dig.



PARCEL: 46568
APN: 3370-0000-1250-50

PARCEL: 46568
APN: 3370-0000-1250-50



SCALE: 1"=40'

Frontier COMMUNICATIONS

JOB ID: 5295527 | DATE: 04/23/2022

TITLE: 340 FM 513

STREET ADDRESS: 340 FM 513

CITY/STATE: TAWAKONI, TX 75472 (HUNT COUNTY)

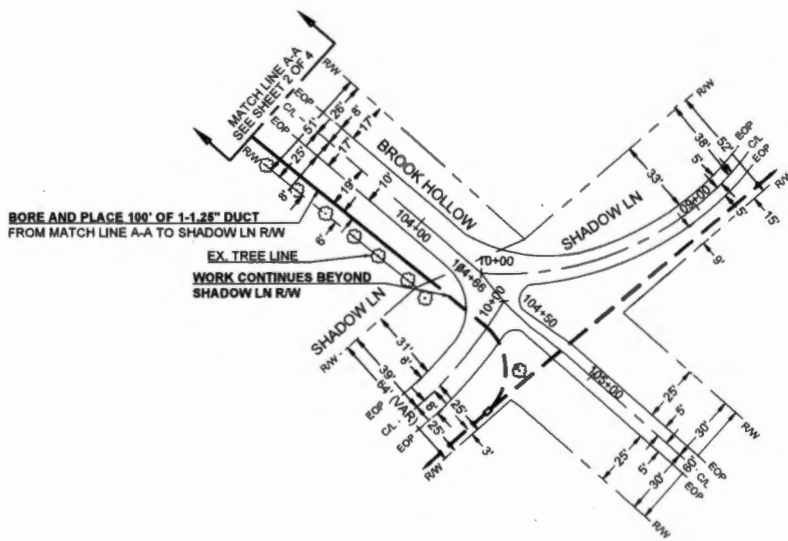
FTR ENGINEER: CORY RIGGS (319) 210-9882

FTR INSPECTOR: JAMES WEST (972) 578-3224

DRAWN BY: CHC CONSULTING


EST. # | SHEET#

2 OF 4



BORE AND PLACE 100' OF 1-1.25" DUCT
 FROM MATCH LINE A-A TO SHADOW LN RW

EX. TREE LINE
WORK CONTINUES BEYOND
SHADOW LN RW

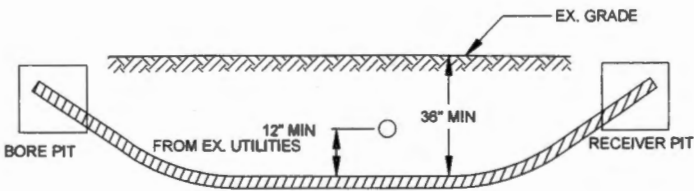


SCALE: 1"=40'



Frontier COMMUNICATIONS	
JOB ID: 5295527	DATE: 04/23/2022
TITLE: 340 FM 513	
STREET ADDRESS: 340 FM 513	
CITY/STATE: TAWAKONI, TX 75472 (HUNT COUNTY)	
FTR ENGINEER: CORY RIGGS (310) 210-8882	
FTR INSPECTOR: JAMES WEST (972) 578-3224	
CHC CONSULTING <small>INCORPORATED IN U.S. 1000 WEST 40TH STREET SUITE 100 TULSA, OKLAHOMA 74107</small>	DRAWN BY: CHC CONSULTING EST. #:
SHEET #: 3 OF 4	

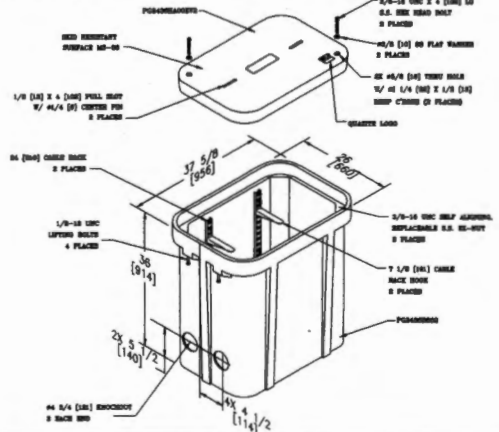
MINIMUM STANDARDS FOR DIRECTIONAL BORING



- PLACE END MARKER WITH UTILITY OWNER'S NAME DESCRIBING CONDUIT
- BORE PIT TO BE BACKFILLED AND COMPACTED IN 12" LIFTS WITH MATERIAL REMOVED
- FLOW OF DITCH MUST BE MAINTAINED AT ALL TIMES
- PROTECT ROOTS AT ALL TREE LOCATIONS, SHIFT BORE TRENCH IF NECESSARY

TYPICAL BORE DETAIL

SCALE
N.T.S. 1



2' X 3' HAND HOLE

SCALE
N.T.S. 2

Frontier COMMUNICATIONS

JOB ID: 5295527	DATE: 04/23/2022
TITLE: 340 FM 513	
STREET ADDRESS: 340 FM 513	
CITY/STATE: TAWAKONI, TX 75472 (HUNT COUNTY)	
FTR ENGINEER: CORY RIGGS (310) 210-9882	
FTR INSPECTOR: JAMES WEST (972) 578-3224	
DRAWN BY:	
CHC CONSULTING <small>INCORPORATED BY CHC CONSULTING, INC. 1000 WEST 10TH STREET, SUITE 100 FORT WORTH, TEXAS 76102</small>	EST. # SHEET#
4 OF 4	

17,440 (54)

Frontier COMMUNICATIONS

FILED FOR RECORD
at 1:00 o'clock P M

MAY 10 2022

BECKY LANDRUM
County Clerk, Hunt County, Tex.
By 

04/28/2022

CHC Consulting

9095 Rio San Diego Dr. Ste 450

San Diego, CA 92108

FDH/HH Placement/Boring

Project # 5295527

Greetings,

Frontier communications proposes to place (1) 17"X30" HH, (2) 11"X11"X16" drop box and bore 304' to place 304' of (1)-1.25" duct. This request is for road crossings on White Dove.

Please, see the attached construction package for location and proposed work details.

If you have any questions, please contact me at any time.

Sincerely,

Darrin Albrecht

Manager, FTTH Quality Control

Central Region

Darrin.l.albrecht@ftr.com

281-229-0849

Submitted by:

Brittany Bruneau, CHC Consulting Permit Coordinator

bbruneau@chcconsulting.com

County Approval Section:

Approved: _____

Denied: _____

Authorized Signature: _____

Date: _____

**FRONTIER COMMUNICATION
CONSTRUCTION SPECIFICATIONS**

- Contact Frontier Engineer CORY RIGGS at (310) 210-9882 sixty (60) days prior to need of service in order to confirm compliance, order materials, and schedule work forces. NOTE: FRONTIER COMMUNICATIONS, INCORPORATED, RESERVES THE RIGHT TO REFUSE ANY CONDUIT, PULL BOXES, MANHOLES, OR UTILITY BOXES THAT DEVIATE FROM PLANS AND SPECIFICATIONS.
- All conduit riser bends to have a minimum thirty-six (36) inch radius.
- All horizontal ninety (90) degree bends shall have a minimum radius of 12.5 feet and all vertical ninety (90) degree bends shall have a minimum radius of three feet. No more than two ninety (90) degree horizontal bends shall be placed in any single run unless otherwise specified. Contact the Frontier engineer concerning any required deviations.
- All conduit must be proven using a mandrel no less than a 1/2" smaller than the conduit placed. Wall to wall measurements must be taken with a measured tape and a 3/8" polypropylene pull rope in each duct. An accurate wall to wall measurement of conduit placed must be As-built on an approved Frontier construction plan. A copy of the As-built conduit work order must be provided to the Frontier Inspector assigned to your project.
- Place weatherproof caps on all terminated conduits.
- Approved plastic conduit (PVC Sch. 40, TYPE-C or HDPE (2") is to be used in underground construction unless otherwise specified.
- Conduit terminated on a pole must be PVC Sch. 80. Location of riser on pole will be called out by engineering on the construction plan.
- Conduit placed in same trench with primary power conduit must be separated by a minimum of twelve (12) inches of well-packed sand or three inches of concrete, and have a minimum of thirty-six (36) inches of cover when placed behind curb face. All street signs and conduits placed in the driven portion of the roadway must have a minimum of eight (8) inches of cover to top of pipe. CONTACT THE FRONTIER INSPECTOR 48 HRS BEFORE TRENCHING AND UPON COMPLETION OF YOUR SUBSTRUCTURES TO SCHEDULE THE FINAL INSPECTION.

**PERMITTING AGENCY:
HUNT COUNTY**

**PICK UP POINT:
ROAD ROW**

**PATH FOOTAGE:
BORNE = 304'**

MATERIALS:
(1) NEW 17"x30" HH
(2) NEW 11"x11"x16" DROP BOX
304' OF (1)-1.25" DUCT



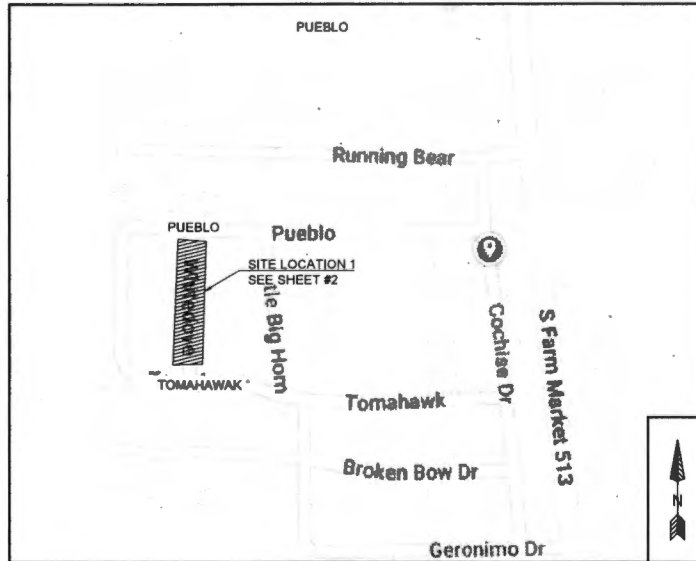
**Know what's below.
Call before you dig.**

CONDUIT DESIGN

**FDH - 340 FM 513
S FM 513 & COUNTY RD 3414
LONE OAK, TX 75472**

ABBREVIATIONS

BLDG	BUILDING	PED	PEDESTAL (UTILITY)
CL	CENTER LINE	PVC	POLYVINYL CHLORIDE
CONC	CONCRETE	PL	PROPERTY LINE
CSW	CONCRETE SIDEWALK	RR	RAILROAD
DWY	DRIVEWAY	RW	RIGHT OF WAY
EOC	EDGE OF CURB	SL	STREET LIGHT
EOP	EDGE OF PAVEMENT	W-BLDG	WALL TO BUILDING
ETW	ETW LINE	W-P	WALL TO POLE
HH	HANDHOLE	W-W	WALL TO WALL
MH	MANHOLE	P.U.E.	PUBLIC UTILITY EASEMENT
NTS	NOT TO SCALE	P.S.E.	PUBLIC SERVICE EASEMENT
		CG	CURB & GUTTER



VICINITY MAP
NTS

LEGEND

	New Trench
	New Bore
	Existing Gas
	Existing Water
	Existing Telephone
	Existing Sewer
	Existing Storm Drain
	Existing Electric
	Existing Manhole
	Existing Handhole (2'x3' or 17"x30")
	DSLAM
	X-CONNECT
	POWER PEDESTAL
	TELECOM PEDESTAL
	3' x 5' PULL BOX
	POLE

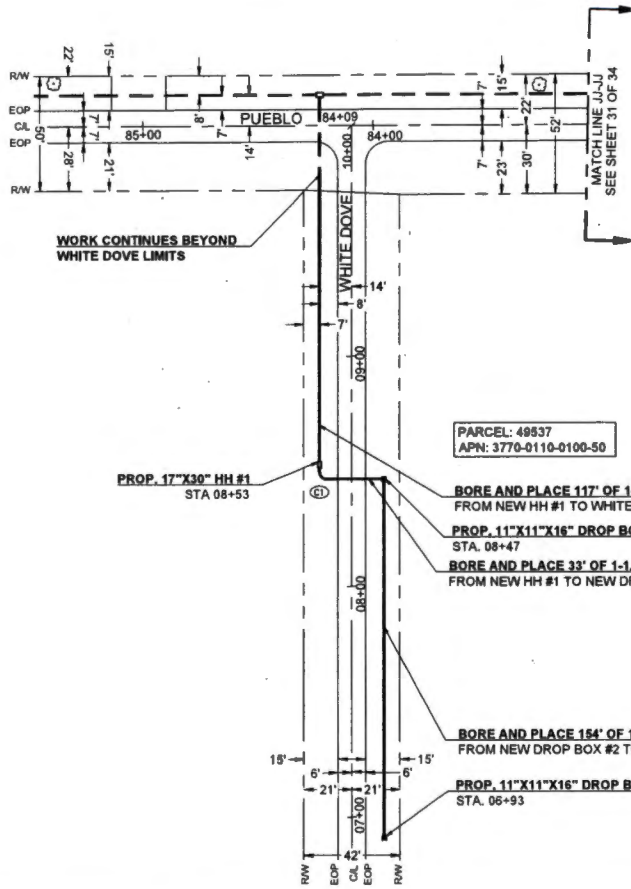
Frontier COMMUNICATIONS

JOB ID: S295527 DATE: 04/23/2022
 TITLE: FDH - 340 FM 513
 STREET ADDRESS: 340 FM 513
 CITY/STATE: TAWAKONI, TX 75472 (HUNT COUNTY)
 FTR ENGINEER: CORY RIGGS (310) 210-9882
 FTR INSPECTOR: JAMES WEST (972) 578-3224

CHC CONSULTING
 CHC CONSULTING
 EST. #
 SHEET #
 1 OF 3

-HDPE AND PVC FOOTAGES DO NOT INCLUDE SWEEPS
 -ACTUAL FOOTAGES OF HDPE AND PVC WILL BE NEEDED TO ORDER MATERIALS. PLEASE INCLUDE MEASURED TAPE IN ALL PVCs.
 -FRONTIER INSPECTOR SHALL BE PRESENT ON SITE WHEN CONTRACTOR NEEDS TO ACCESS ANY EXISTING FRONTIER FACILITY.

CURVE	RADIUS	LENGTH	DELTA
C1	3'	5'	90°



Know what's below.
Call before you dig.



SCALE: 1"=40'

Frontier COMMUNICATIONS

JOB ID: 5295527 DATE: 04/23/2022

TITLE: FDH - 340 FM 513

STREET ADDRESS: 340 FM 513

CITY/STATE: TAWAKONI, TX 75472 (HUNT COUNTY)

FTR ENGINEER: CORY RIGGS (310) 210-9882

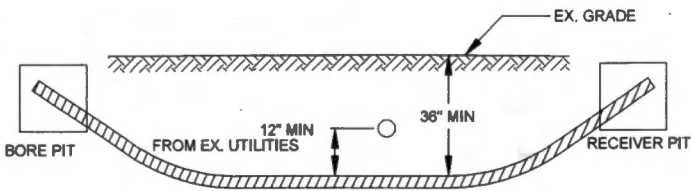
FTR INSPECTOR: JAMES WEST (972) 578-3224

DRAWN BY: CHC CONSULTING

EST. #

SHEET# 2 OF 3

MINIMUM STANDARDS FOR DIRECTIONAL BORING



- PLACE END MARKER WITH UTILITY OWNER'S NAME DESCRIBING CONDUIT
- BORE PIT TO BE BACKFILLED AND COMPACTED IN 12" LIFTS WITH MATERIAL REMOVED
- FLOW OF DITCH MUST BE MAINTAINED AT ALL TIMES
- PROTECT ROOTS AT ALL TREE LOCATIONS, SHIFT BORE TRENCH IF NECESSARY

TYPICAL BORE DETAIL

SCALE
N.T.S. 1

Frontier
COMMUNICATIONS

JOB ID: 5295527		DATE: 04/23/2022
TITLE: FDH-340 FM 513		
STREET ADDRESS: 340 FM 513		
CITY/STATE: TAWAKONI, TX 75472 (HUNT COUNTY)		
FTR ENGINEER: CORY RIGGS (310) 210-9952		
FTR INSPECTOR: JAMES WEST (972) 578-3224		
 CHC CONSULTING <small>INCORPORATED IN TX CHC CONSULTING, L.L.C. 1905 W. 14TH STREET, SUITE 100 DALLAS, TEXAS 75244</small>	DRAWN BY: CHC CONSULTING	EST. #:
		SHEET# 3 OF 3

17,440 (55)



FILED FOR RECORD
at 1:00 o'clock P M

MAY 10 2022

BECKY LANDRUM
County Clerk, Hunt County, Tex.
By

04/28/2022
CHC Consulting
9095 Rio San Diego Dr. Ste 450
San Diego, CA 92108

**FDH/HH Placement/Boring
Project # 5295527**

Greetings,

Frontier communications proposes to place (1) 2'X3' HH, (3) 17"X30" HH, (5) 11"X11"X16" drop box and bore 883' to place 702' of (1)-1.25" duct, 181' of (2)-1.25" ducts. This request is for road crossings on Cochise Dr.

Please, see the attached construction package for location and proposed work details.

If you have any questions, please contact me at any time.

Sincerely,
Darrin Albrecht
Manager, FTTH Quality Control
Central Region
Darrin.l.albrecht@ftr.com
281-229-0849

Submitted by:
Amy Younce, CHC Consulting Permit Coordinator
ayounce@chcconsulting.com

County Approval Section:

Approved: _____ Denied: _____

Authorized Signature: _____ Date: _____

**FRONTIER COMMUNICATION
CONSTRUCTION SPECIFICATIONS**

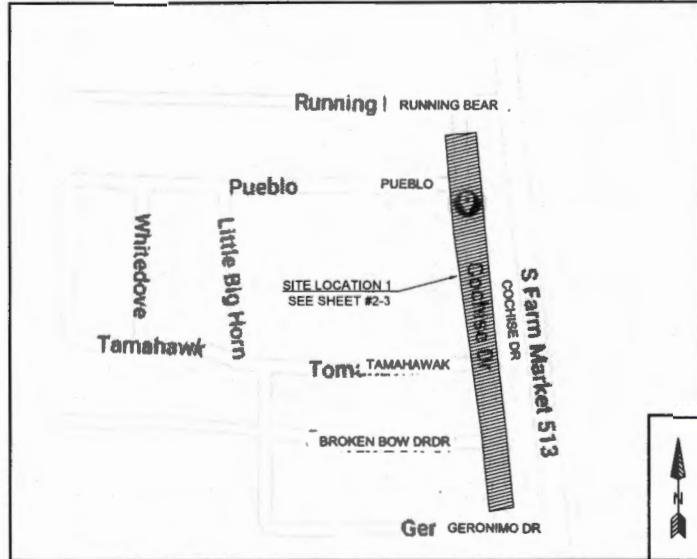
- Contact Frontier Engineer CORY RIGGS at (310) 210-9882 sixty (60) days prior to need of service in order to confirm compliance, order materials, and schedule work forces. NOTE: FRONTIER COMMUNICATIONS, INCORPORATED, RESERVES THE RIGHT TO REFUSE ANY CONDUIT, PULL BOXES, MANHOLES, OR UTILITY BOXES THAT DEVIATE FROM PLANS AND SPECIFICATIONS.
- All conduit riser bends to have a minimum thirty-six (36) inch radius.
- All horizontal ninety (90) degree bends shall have a minimum radius of 12.5 feet and all vertical ninety (90) degree bends shall have a minimum radius of three feet. No more than two ninety (90) degree horizontal bends shall be placed in any single run unless otherwise specified. Contact the Frontier engineer concerning any required deviations.
- All conduit must be proven using a mandrel no less than a 1/2" smaller than the conduit placed. Wall to wall measurements must be taken with a measured tape and a 3/8" polypropylene pull rope in each duct. An accurate wall to wall measurement of conduit placed must be As-built on an approved Frontier construction plan. A copy of the As-built conduit work order must be provided to the Frontier Inspector assigned to your project.
- Place weatherproof caps on all terminated conduits.
- Approved plastic conduit (PVC Sch. 40, TYPE-C or HDPE (2") is to be used in underground construction unless otherwise specified.
- Conduit terminating on a pole must be PVC Sch. 80. Location of riser on pole will be called out by engineering on the construction plan.
- Conduit placed in earthen trench with primary power conduit must be separated by a minimum of twelve (12) inches of well-packed sand or three inches of concrete, and have a minimum of thirty-six (36) inches of cover when placed behind curb face. All street signs and conduits placed in the driven portion of the roadway must have a minimum of y-eight (48) inches of cover to top of pipe. CONTACT THE FRONTIER INSPECTOR 48 HRS BEFORE TRENCHING AND UPON COMPLETION OF YOUR SUBSTRUCTURES TO SCHEDULE THE FINAL INSPECTION.

CONDUIT DESIGN

FDH - 340 FM 513
S FM 513 & COUNTY RD 3414
LONE OAK, TX 75472

ABBREVIATIONS

BLDG	BUILDING	PED	PEDESTAL (UTILITY)
C/L	CENTER LINE	PVC	POLYVINYL CHLORIDE
CONC	CONCRETE	PL	PROPERTY LINE
CSW	CONCRETE SIDEWALK	RR	RAILROAD
DWY	DRIVEWAY	RW	RIGHT OF WAY
EOP	EDGE OF CURB	SL	STREET LIGHT
EOP	EDGE OF PAVEMENT	W-BLDG	WALL TO BUILDING
ETW	ETW LINE	W-P	WALL TO POLE
HH	HANDHOLE	W-W	WALL TO WALL
MH	MANHOLE	P.U.E.	PUBLIC UTILITY EASEMENT
NTS	NOT TO SCALE	P.S.E.	PUBLIC SERVICE EASEMENT
		CG	CURB & GUTTER



LEGEND

	New Trench
	New Sign
	Existing Gas
	Existing Water
	Existing Telephone
	Existing Sewer
	Existing Storm Drain
	Existing Electric
	Existing Manhole (2'x3' or 17'x30')
	DSLAM
	X-CONNECT
	POWER PEDESTAL
	TELCO PEDESTAL
	3' x 5' PULL BOX
	POLE

**PERMITTING AGENCY:
HUNT COUNTY**

PICK UP POINT:
ROAD ROW

PATH FOOTAGE:
BORE = 887

MATERIALS:
(1) NEW 2X3" HH
(3) NEW 17'30" HH
(5) NEW 11'X11'X16" DROP BOX
702' OF (1)-1.25" DUCT
181' OF (2)-1.25" DUCTS



**Know what's below.
Call before you dig.**

VICINITY MAP
NTS

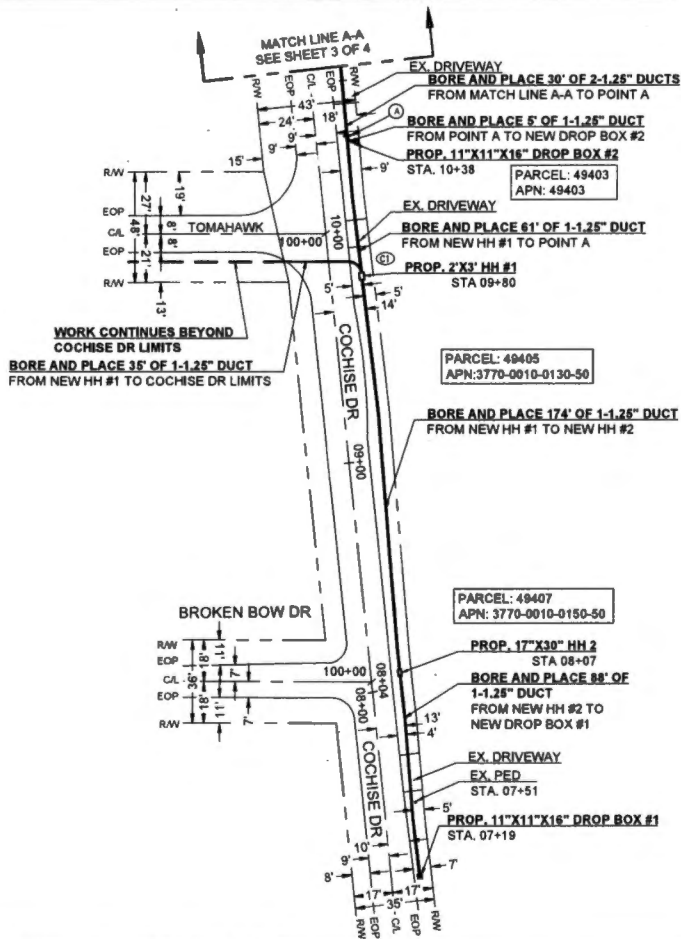
-HOPE AND PVC FOOTAGES DO NOT INCLUDE SWEEPS
-ACTUAL FOOTAGES OF HOPE AND PVC WILL BE NEEDED TO ORDER MATERIALS. PLEASE INCLUDE MEASURED TAPE IN ALL PVCS.
-FRONTIER INSPECTOR SHALL BE PRESENT ON SITE WHEN CONTRACTOR NEEDS TO ACCESS ANY EXISTING FRONTIER FACILITY.

Frontier COMMUNICATIONS

JOB ID: 5295527 DATE: 04/23/2022
TITLE: FDH - 340 FM 513
STREET ADDRESS: 340 FM 513
CITY/STATE: TAWAKONI, TX 75472 (HUNT COUNTY)
FTR ENGINEER: CORY RIGGS (310) 210-9882
FTR INSPECTOR: JAMES WEST (672) 578-3224

DESIGNED BY: CHC CONSULTING
DRAWN BY: CHC CONSULTING
EST. #
SHEET #

1 OF 4



CURVE	RADIUS	LENGTH	DELTA
C1	3'	5'	90°



Know what's below.
Call before you dig.


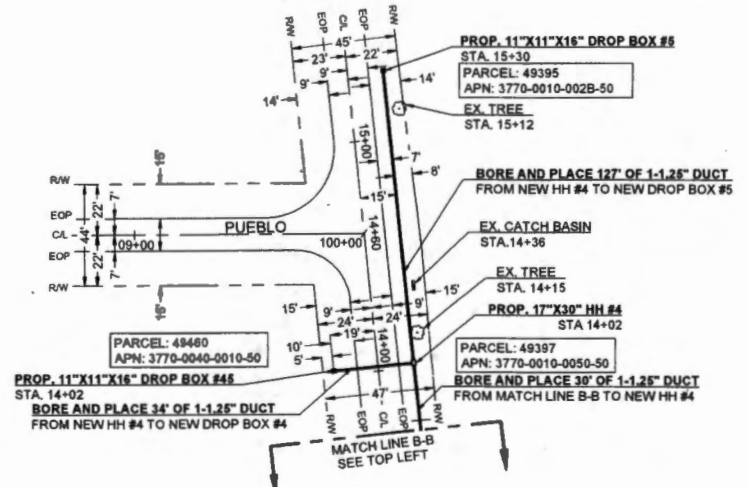
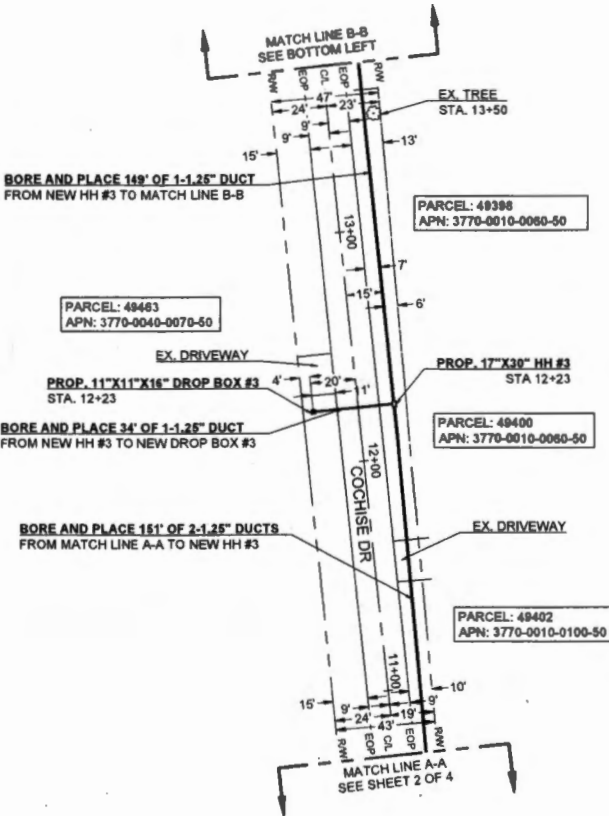


SCALE: 1"=40'

Frontier COMMUNICATIONS

JOB ID: 5295527 DATE: 04/23/2022
 TITLE: FDH - 340 FM 513
 STREET ADDRESS: 340 FM 513
 CITY/STATE: TAWAKONI, TX 75472 (HUNT COUNTY)
 FTR ENGINEER: CORY RIGGS (310) 210-9882
 FTR INSPECTOR: JAMES WEST (972) 578-3224
 DRAWN BY: CHC CONSULTING
 EST. #: SHEET#: 2 OF 4

CURVE	RADIUS	LENGTH	DELTA
C1	3'	5'	90°



811
Know what's below.
Call before you dig.

Frontier COMMUNICATIONS

JOB ID: S295527 DATE: 04/23/2022

TITLE: FDH - 340 FM 513

STREET ADDRESS: 340 FM 513

CITY/STATE: TAWAKONI, TX 75472 (HUNT COUNTY)

FTR ENGINEER: CORY RIGGS (310) 210-8882

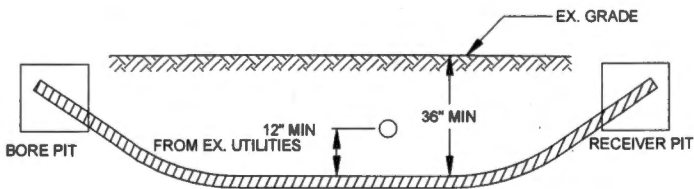
FTR INSPECTOR: JAMES WEST (972) 578-3224

DRAWN BY: CHC CONSULTING

EST. # SHEET#

3 OF 4

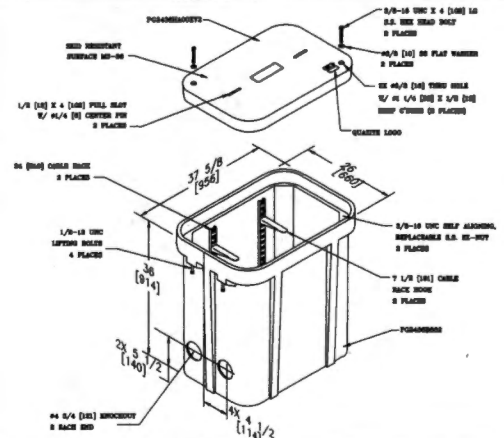
MINIMUM STANDARDS FOR DIRECTIONAL BORING



- PLACE END MARKER WITH UTILITY OWNER'S NAME DESCRIBING CONDUIT
- BORE PIT TO BE BACKFILLED AND COMPACTED IN 12" LIFTS WITH MATERIAL REMOVED
- FLOW OF DITCH MUST BE MAINTAINED AT ALL TIMES
- PROTECT ROOTS AT ALL TREE LOCATIONS, SHIFT BORE TRENCH IF NECESSARY

TYPICAL BORE DETAIL

SCALE
N.T.S. 1



2' X 3' HAND HOLE

SCALE
N.T.S. 2

Frontier COMMUNICATIONS

JOB ID: 5295527 DATE: 04/23/2022

TITLE: FDH - 340 FM 513

STREET ADDRESS: 340 FM 513

CITY/STATE: TAWAKONI, TX 75472 (HUNT COUNTY)

FTR ENGINEER: CORY RIGGS (310) 210-8882

FTR INSPECTOR: JAMES WEST (872) 578-3224

DESIGNED BY: CHC CONSULTING
CHC CONSULTING, INC.
 1000 WEST 10TH STREET, SUITE 400
 DALLAS, TEXAS 75208

DRAWN BY: CHC CONSULTING
EST. #

SHEET #
4 OF 4

17,440 (56)



FILED FOR RECORD
at 1:00 o'clock P M
MAY 10 2022
BECKY LANDRUM
County Clerk, Tarrant County, Tex.
By

04/28/2022
CHC Consulting
9095 Rio San Diego Dr. Ste 450
San Diego, CA 92108

**FDH/HH Placement/Boring
Project # 5295527**

Greetings,

Frontier communications proposes to place (1) 2'X3' HH, (4) 17"X30" HH, (3) 11"X11"X16" drop box and bore 1,050' to place 938' of (1)-1.25" duct, 112' of (2)-1.25" ducts. This request is for road crossings on Broken Bow Dr.

Please, see the attached construction package for location and proposed work details.

If you have any questions, please contact me at any time.

Sincerely,
Darrin Albrecht
Manager, FTTH Quality Control
Central Region
Darrin.l.albrecht@ftr.com
281-229-0849

Submitted by:
Amy Younce, CHC Consulting Permit Coordinator
ayounce@chcconsulting.com

County Approval Section:

Approved: _____ Denied: _____

Authorized Signature: _____ Date: _____

**FRONTIER COMMUNICATION
CONSTRUCTION SPECIFICATIONS**

- Contact Frontier Engineer CORY RIGGS at (310) 210-9882 sixty (60) days prior to need of service in order to confirm compliance, order materials, and schedule work forces. NOTE: FRONTIER COMMUNICATIONS, INCORPORATED, RESERVES THE RIGHT TO REFUSE ANY CONDUIT, PULL BOXES, MANHOLES, OR UTILITY BOXES THAT DEVIATE FROM PLANS AND SPECIFICATIONS.
- All conduit fiber bends to have a minimum thirty-six (36) inch radius.
- All horizontal ninety (90) degree bends shall have a minimum radius of 12.5 feet and all vertical ninety (90) degree bends shall have a minimum radius of three feet. No more than two ninety (90) degree horizontal bends shall be placed in any single run unless otherwise specified. Contact the Frontier engineer concerning any required deviations.
- All conduit must be proven using a mandrel no less than a 1/2" smaller than the conduit placed. Wall to wall measurements must be taken with a measured tape and a 3/8" polypropylene pull rope in each duct. An accurate wall to wall measurement of conduit placed must be As-built on an approved Frontier construction plan. A copy of the As-built conduit work order must be provided to the Frontier Inspector assigned to your project.
- Place weatherproof caps on all terminated conduits.
- Approved plastic conduit (PVC Sch. 40, TYPE-C or HDPE (2") is to be used in underground construction unless otherwise specified.
- Conduit terminated on a pole must be PVC Sch. 80. Location of fiber on pole will be called out by engineering on the construction plan.
- Conduit placed in same trench with primary power conduit must be separated by a minimum of twelve (12) inches of well-packed sand or three inches of concrete, and have a minimum of thirty-six (36) inches of cover when placed behind curb face. All street signs and conduits placed in the driven portion of the roadway must have a minimum of 48 inches of cover to top of pipe. CONTACT THE FRONTIER INSPECTOR 48 HRS BEFORE TRENCHING AND UPON COMPLETION OF YOUR SUBSTRUCTURES TO SCHEDULE THE FINAL INSPECTION.

**PERMITTING AGENCY:
HUNT COUNTY**

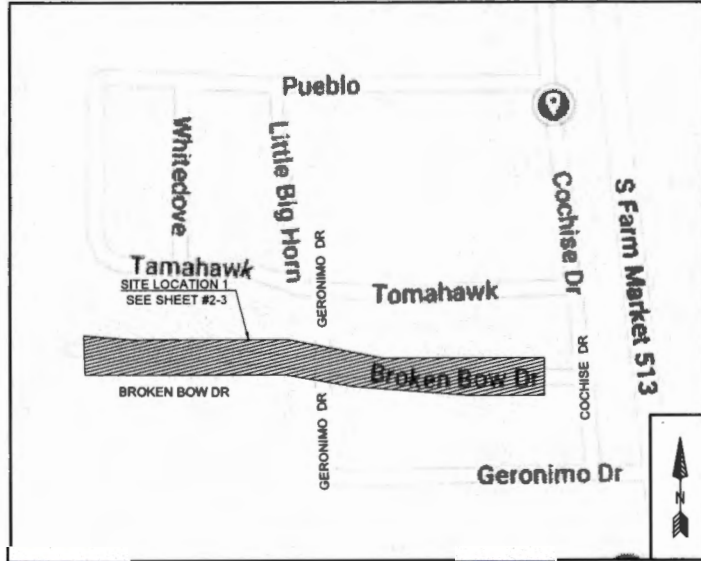
PICK UP POINT: ROAD ROW
PATH FOOTAGE: SORE = 1082'
MATERIALS:
(1) NEW 2X3" MH
(4) NEW 17'X30" HH
(3) NEW 11'X11'X18" DROP BOX
50% OF (1)-1.25' DUCT
11% OF (2)-1.25' DUCTS



**Know what's below.
Call before you dig.**

CONDUIT DESIGN

FDH - 340 FM 513
S FM 513 & COUNTY RD 3414
LONE OAK, TX 75472



VICINITY MAP
NTS

-HDPE AND PVC FOOTAGES DO NOT INCLUDE SWEEPS
-ACTUAL FOOTAGES OF HDPE AND PVC WILL BE NEEDED TO ORDER MATERIALS. PLEASE INCLUDE MEASURED TAPE IN ALL PVC'S.
-FRONTIER INSPECTOR SHALL BE PRESENT ON SITE WHEN CONTRACTOR NEEDS TO ACCESS ANY EXISTING FRONTIER FACILITY.

ABBREVIATIONS

BLDG	BUILDING	PED	PEDESTAL (UTILITY)
CL	CENTER LINE	PVC	POLYVINYL CHLORIDE
CONC	CONCRETE	PL	PROPERTY LINE
CSW	CONCRETE SIDEWALK	RR	RAILROAD
DWY	DRIVEWAY	RR	RIGHT OF WAY
EOC	EDGE OF CURB	SL	STREET LIGHT
EOP	EDGE OF PAVEMENT	W-BLDG	WALL TO BUILDING
ETW	ETW LINE	W-P	WALL TO POLE
HH	HANDHOLE	W-W	WALL TO WALL
MH	MANHOLE	P.U.E.	PUBLIC UTILITY EASEMENT
NTS	NOT TO SCALE	P.S.E.	PUBLIC SERVICE EASEMENT
		C/G	CURB & GUTTER

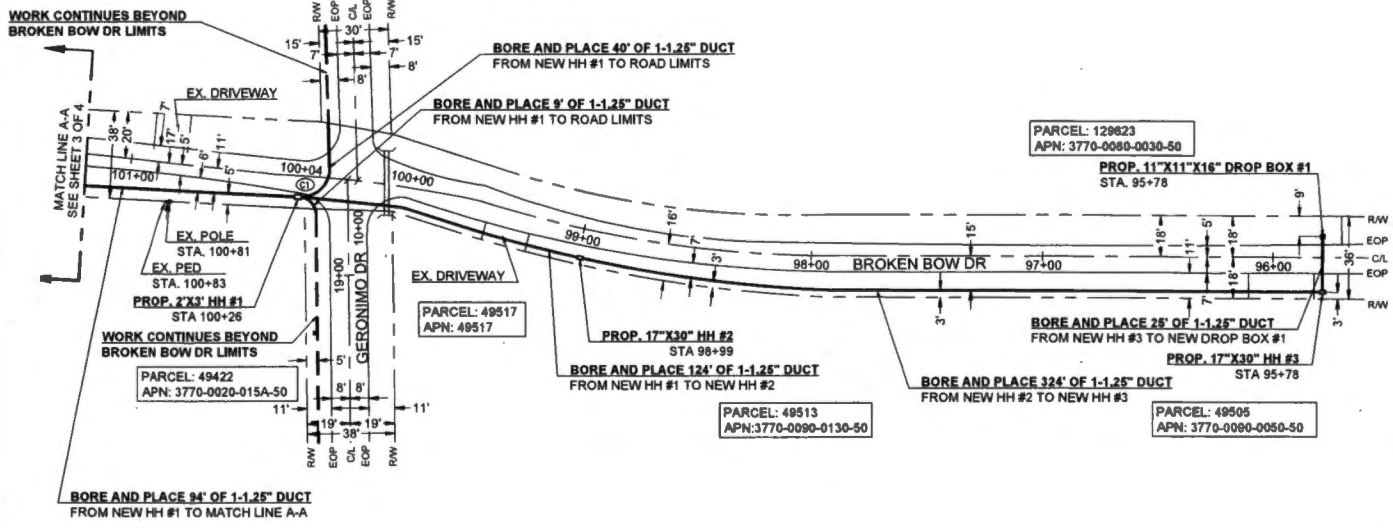
LEGEND

	New Trench
	New Bore
	Existing Gas
	Existing Water
	Existing Telephone
	Existing Sewer
	Existing Storm Drain
	Existing Electric
	Existing Manhole
	Existing Handhole (2'x3' or 17'x30')
	DSLAM
	X-CONNECT
	POWER PEDESTAL
	TELECO PEDESTAL
	3' X 5' PULL BOX
	POLE

Frontier COMMUNICATIONS

JOB ID: 5295527 DATE: 04/23/2022
TITLE: FDH - 340 FM 513
STREET ADDRESS: 340 FM 513
CITY/STATE: TAWAKONI, TX 75472 (HUNT COUNTY)
FTR ENGINEER: CORY RIGGS (310) 210-9882
FTR INSPECTOR: JAME S WEST (972) 578-3224
DRAWN BY: CHC CONSULTING
CHC CONSULTING
EST. #:
SHEET#:
1 OF 4

CURVE	RADIUS	LENGTH	DELTA
C1	12'	21'	95°



Know what's below.
Call before you dig.

Frontier COMMUNICATIONS

JOB ID: 5295527 DATE: 04/23/2022

TITLE: FDH - 340 FM 513

STREET ADDRESS: 340 FM 513

CITY/STATE: TAWAKONI, TX 75472 (HUNT COUNTY)

FTR ENGINEER: CORY RIGGS (310) 210-8882

FTR INSPECTOR: JAMES WEST (972) 578-3224


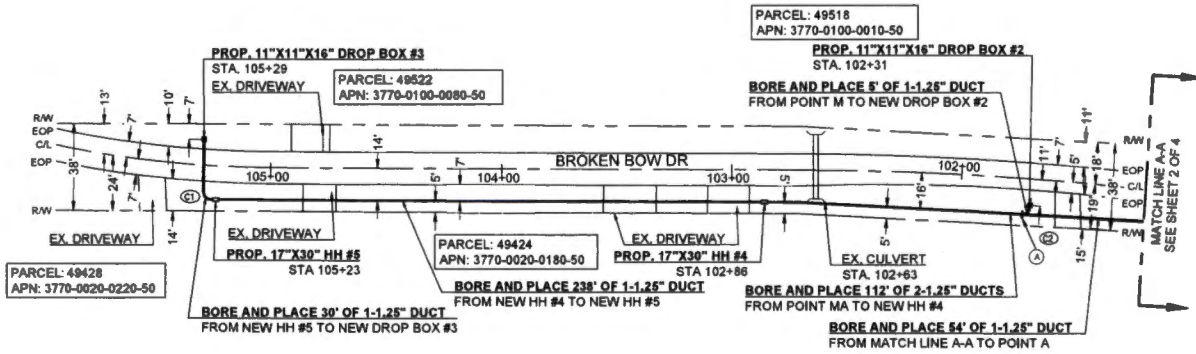
CHC CONSULTING DRAWN BY: CHC CONSULTING

CHC CONSULTING EST. #

2005 800 SAN ANTONIO DR. STE 400 SHEET #

IRVING, TX 75039 2 OF 4

CURVE	RADIUS	LENGTH	DELTA
C1	3'	5'	90°
C2	3'	5'	89°



**Know what's below.
Call before you dig.**

Frontier COMMUNICATIONS

JOB ID: 5295527 DATE: 04/23/2022

TITLE: FDH - 340 FM 513

STREET ADDRESS: 340 FM 513

CITY/STATE: TAWAKONI, TX 75472 (HUNT COUNTY)

FTR ENGINEER: CORY RIGGS (310) 210-9882

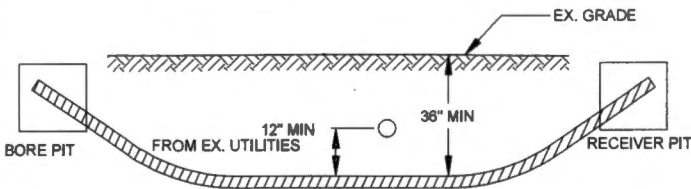
FTR INSPECTOR: JAMES WEST (872) 578-3224

DRAWN BY: CHC CONSULTING

EST. #

SHEET# 3 OF 4

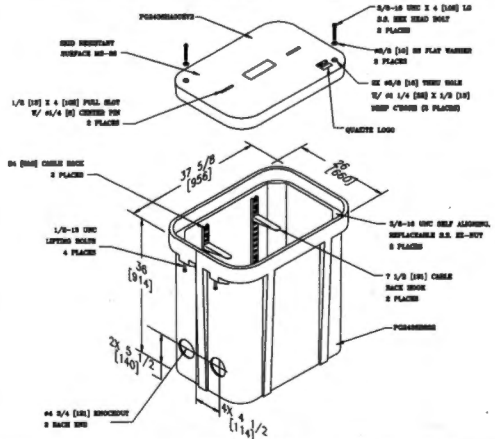
MINIMUM STANDARDS FOR DIRECTIONAL BORING



- PLACE END MARKER WITH UTILITY OWNER'S NAME DESCRIBING CONDUIT
- BORE PIT TO BE BACKFILLED AND COMPACTED IN 12" LIFTS WITH MATERIAL REMOVED
- FLOW OF DITCH MUST BE MAINTAINED AT ALL TIMES
- PROTECT ROOTS AT ALL TREE LOCATIONS, SHIFT BORE TRENCH IF NECESSARY

TYPICAL BORE DETAIL

SCALE
N.T.S. 1



2' X 3' HAND HOLE

SCALE
N.T.S. 2

Frontier COMMUNICATIONS

JOB ID: 5295527	DATE: 04/23/2022
TITLE: FDH - 340 FM 513	
STREET ADDRESS: 340 FM 513	
CITY/STATE: TAWAKONI, TX 75472 (HUNT COUNTY)	
FTR ENGINEER: CORY RIGGS (310) 210-9882	
FTR INSPECTOR: JAMES WEST (972) 578-3224	
DRAWN BY:	
CHC CONSULTING <small>INCORPORATED BY CHC CONSULTING, LLC 1888 RD 1044 DRESDEN, TX 75755 SAN ANTONIO, TX 78201</small>	EST. #:
SHEET#	
4 OF 4	

17,440 (57)



FILED FOR RECORD
at 1:00 o'clock P M
MAY 10 2022
BECKY LANDRUM
County Clerk, Harris County, Tex.
By

04/28/2022
CHC Consulting
9095 Rio San Diego Dr. Ste 450
San Diego, CA 92108

**FDH/HH Placement/Boring
Project # 5295526**

Greetings,

Frontier communications proposes to place (1) PAD mount FDH 432, (1) 20"X40"X6" concrete PAD, (1) 3'X3' HH, (3) 17"X30" HH, (15) 2'X3' HH, (1) 11"X11"X16" drop box and bore 5,115' to place 3,012' of (1)-1.25" duct, 2,103' of (2)-1.25" ducts, and hand dig trench 4' to place 4' of (1)-4" duct. This request is for road crossings on CR 3413.

Please, see the attached construction package for location and proposed work details.

If you have any questions, please contact me at any time.

Sincerely,
Darrin Albrecht
Manager, FTTH Quality Control
Central Region
Darrin.l.albrecht@fr.com
281-229-0849

Submitted by:
Shellie Brown, CHC Consulting Permit Coordinator
sbrown@chcconsulting.com

County Approval Section:

Approved: _____

Denied: _____

Authorized Signature: _____

Date: _____

**FRONTIER COMMUNICATION
CONSTRUCTION SPECIFICATIONS**

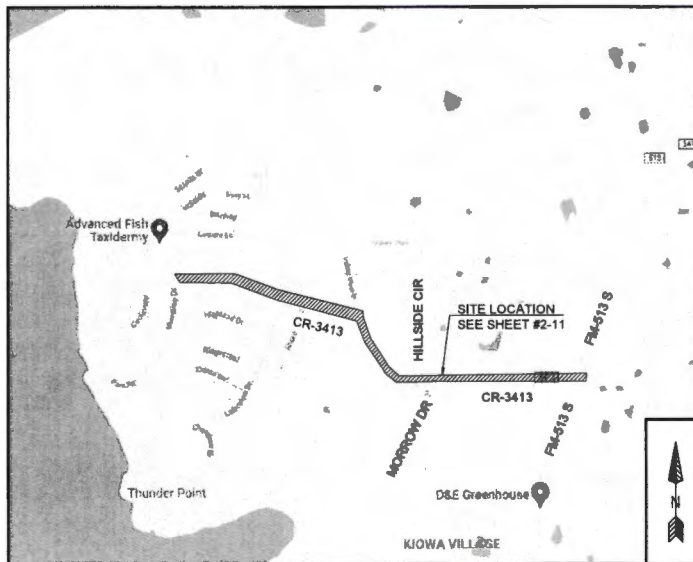
- Contact Frontier Engineer CORY RIGGS at (310) 210-9882 sixty (60) days prior to need of service in order to confirm compliance, enter materials, and schedule work forces. NOTE: FRONTIER COMMUNICATIONS, INCORPORATED, RESERVES THE RIGHT TO REFUSE ANY CONDUIT, PULL BOXES, MANHOLES, OR UTILITY BOXES THAT DEVIATE FROM PLANS AND SPECIFICATIONS.
- All conduit riser bands to have a minimum thirty-six (36) inch radius.
- All horizontal ninety (90) degree bends shall have a minimum radius of 12.5 feet and all vertical ninety (90) degree bends shall have a minimum radius of three feet. No more than two ninety (90) degree horizontal bends shall be placed in any single run unless otherwise specified. Contact the Frontier engineer concerning any required deviations.
- All conduit must be proven using a mandrel no less than a 1/2" smaller than the conduit placed. Wall to wall measurements must be taken with a measured tape and a 3/8" polypropylene pull rope in each duct. An accurate wall to wall measurement of conduit placed must be As-built on an approved Frontier construction plan. A copy OF THE As-built conduit work order must be provided to the Frontier Inspector assigned to your project.
- Place weatherproof caps on all terminated conduits.
- Approved plastic conduit (PVC Sch. 40, TYPE-C or HDPE (2") is to be used in underground construction unless otherwise specified.
- Conduit terminated on a pole must be PVC Sch. 80. Location of riser on pole will be called out by engineering on the construction plan.
- Conduit placed in same trench with primary power conduit must be separated by a minimum of twelve (12) inches of well-packed sand or three inches of concrete, and a minimum of thirty-six (36) inches of cover when placed behind curb face. All set crossings and conduits placed in the driven portion OF the roadway must have a minimum of forty-eight (48) inches of cover to top of pipe. CONTACT THE FRONTIER INSPECTOR 48 HOURS BEFORE TRENCHING AND UPON COMPLETION OF YOUR SUBSTRUCTURES TO SCHEDULE THE FINAL INSPECTION.

CONSTRUCTION PACKAGE

FDH - CO RD 3413
CR-3413 & HILLSIDE CIR
LONE OAK, TX 75453

ABBREVIATIONS

BLDG	BUILDING	PED	PEDESTAL (UTILITY)
C/L	CENTER LINE	PVC	POLYVINYL CHLORIDE
CONC	CONCRETE	PL	PROPERTY LINE
CSW	CONCRETE SIDEWALK	RR	RAILROAD
DWY	DRIVEWAY	RAW	RIGHT OF WAY
EOC	EDGE OF CURB	SL	STREET LIGHT
EOP	EDGE OF PAVEMENT	W-BLDG	WALL TO BUILDING
ETW	ETW LINE	W-P	WALL TO POLE
HH	HANDHOLE	W-W	WALL TO WALL
MH	MANHOLE	P.U.E.	PUBLIC UTILITY EASEMENT
NTS	NOT TO SCALE	P.S.E.	PUBLIC SERVICE EASEMENT
		C/G	CURB & GUTTER



**PERMITTING AGENCY:
HUNT COUNTY**

PICK UP POINT: NEW HH	PATH FOOTAGE: HAND DIG TRENCH = 4 BORE = 5119	MATERIALS: (1) NEW PAD MOUNT FDH 432 (1) NEW 20'x40'x28" CONCRETE PAD (1) NEW 3'x3' HH (3) NEW 17'x30" HH (15) NEW 27'x3' HH (1) NEW 11'x11'x18" DROP BOX 3012' OF (1)-1.25" DUCT 2102' OF (2)-1.25" DUCTS 4' OF (1)-4" DUCT
---------------------------------	--	--



Know what's below.
Call before you dig.

VICINITY MAP
NTS

-HDPE AND PVC FOOTAGES DO NOT INCLUDE SWEEPS
-ACTUAL FOOTAGES OF HDPE AND PVC WILL BE NEEDED TO ORDER MATERIALS. PLEASE INCLUDE MEASURED TAPE IN ALL PVCs.
-FRONTIER INSPECTOR SHALL BE PRESENT ON SITE WHEN CONTRACTOR NEEDS TO ACCESS ANY EXISTING FRONTIER FACILITY.

LEGEND

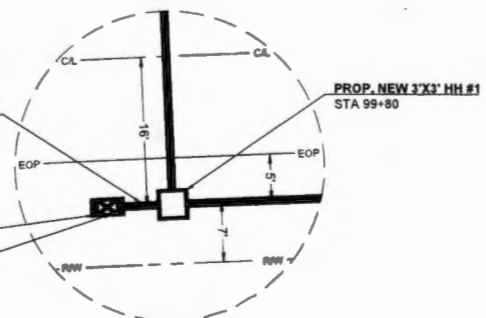
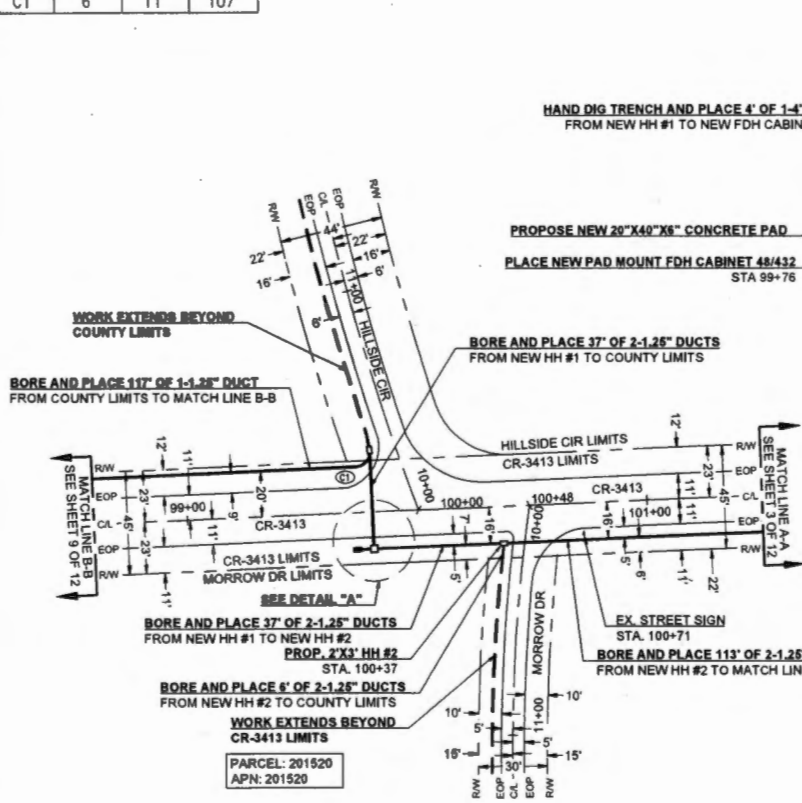
	New Trench
	New Bore
	Existing Gas
	Existing Water
	Existing Telephone
	Existing Sewer
	Existing Storm Drain
	Existing Electric
	Existing Manhole
	Existing Handhole (2'x3' or 17'x30')
	DSLAM
	X-CONNECT
	POWER PEDESTAL
	TELECO PEDESTAL
	3' x 5' PULL BOX
	POLE

Frontier COMMUNICATIONS

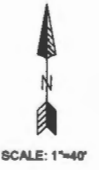
JOB ID: S29526 DATE: 04/30/2022
 TITLE: FDH - CO RD 3413
 STREET ADDRESS: CO RD 3413
 CITY/STATE: LONE OAK, TX 75463 (HUNT COUNTY)
 FTR ENGINEER: CORY RIGGS (310) 210-9882
 FTR INSPECTOR: JAMES WEST (972) 578-3224

	DRAWN BY: CHC CONSULTING
EST. #	SHEET #
	1 OF 12

CURVE	RADIUS	LENGTH	DELTA
C1	6'	11'	107'



DETAIL "A"
SCALE: 1"=10'



Frontier COMMUNICATIONS

JOB ID: 5295526 DATE: 04/30/2022

TITLE: FDH - CO RD 3413

STREET ADDRESS: CO RD 3413

CITY/STATE: LONE OAK, TX 75463 (HUNT COUNTY)

FTR ENGINEER: CORY RIGGS (310) 210-9882

FTR INSPECTOR: JAMES WEST (972) 578-3224

DRAWN BY: CHC CONSULTING


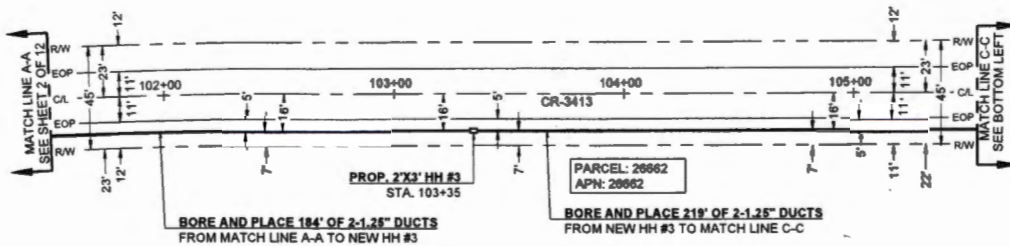
EST. #

SHEET# 2 OF 12

PARCEL: 201520
APN: 201520



Know what's below.
Call before you dig.



SCALE: 1"=40'

Frontier COMMUNICATIONS

JOB ID: 5295526 DATE: 04/30/2022

TITLE: FDH - CO RD 3413

STREET ADDRESS: CO RD 3413

CITY/STATE: LONE OAK, TX 75463 (PLANT COUNTY)

FTR ENGINEER: CORY RIGGS (310) 210-8882

FTR INSPECTOR: JAMES WEST (972) 578-3224

DRAWN BY: CHC CONSULTING


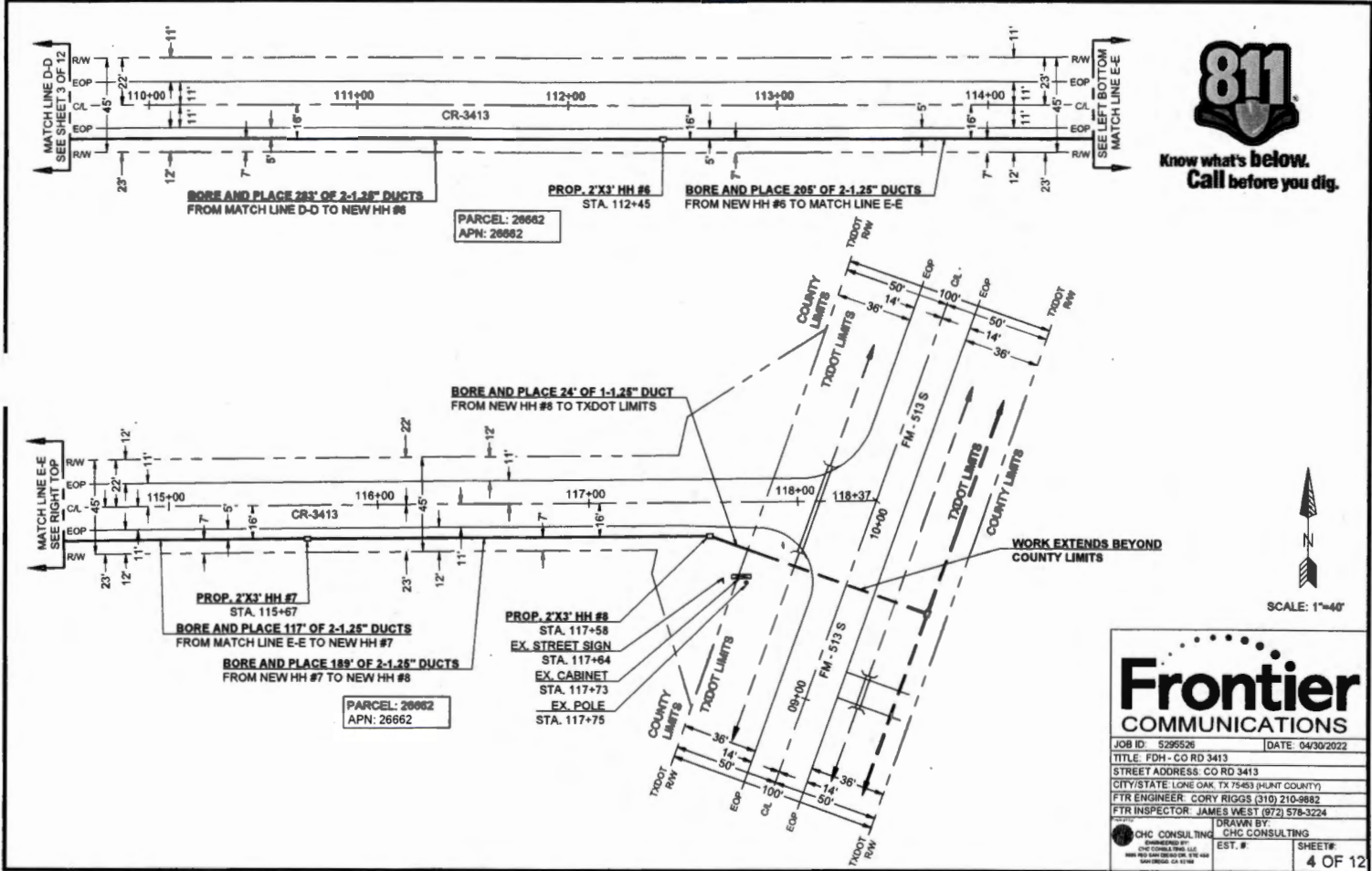
EST. #:

ENGINEERED BY: CHC CONSULTING
CHC CONSULTING
10000 W. HUNTERS TRAIL, SUITE 100
DALLAS, TEXAS 75244
(972) 412-1234

SHEET # 3 OF 12



Know what's below.
Call before you dig.

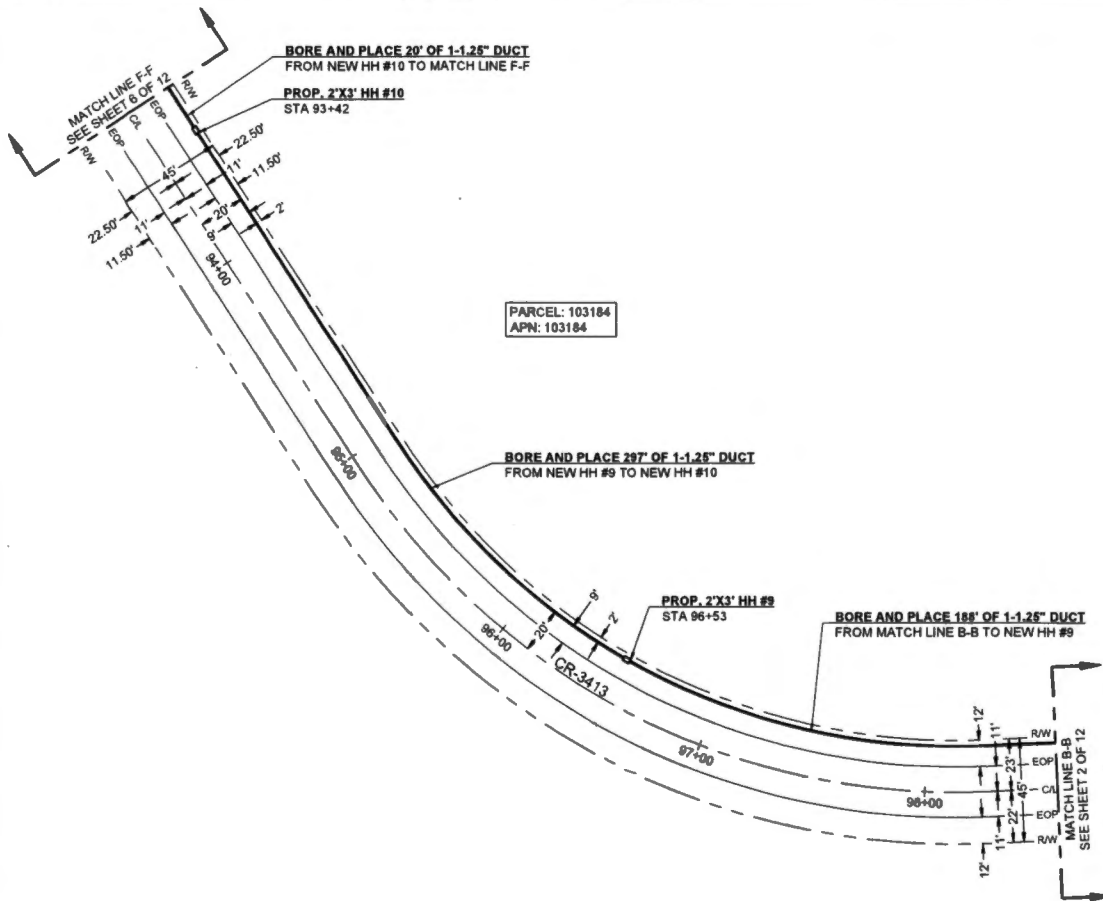


Frontier COMMUNICATIONS

JOB ID: 5295526	DATE: 04/30/2022
TITLE: FDH - CO RD 3413	
STREET ADDRESS: CO RD 3413	
CITY/STATE: LONE OAK, TX 75463 (HUNT COUNTY)	
FTR ENGINEER: CORY RIGGS (310) 210-9882	
FTR INSPECTOR: JAMES WEST (972) 578-3224	
DESIGNED BY: CHC CONSULTING	DRAWN BY: CHC CONSULTING
EST. #	SHEET#
	4 OF 12



Know what's below.
Call before you dig.



SCALE: 1"=40'

Frontier COMMUNICATIONS

JOB ID: 5295526 DATE: 04/30/2022

TITLE: FDH - CO RD 3413

STREET ADDRESS: CO RD 3413

CITY/STATE: LONE OAK, TX 75453 (HUNT COUNTY)

FTR ENGINEER: CORY RIGGS (310) 210-8882

FTR INSPECTOR: JAMES WEST (972) 578-3224

DRAWN BY: CHC CONSULTING


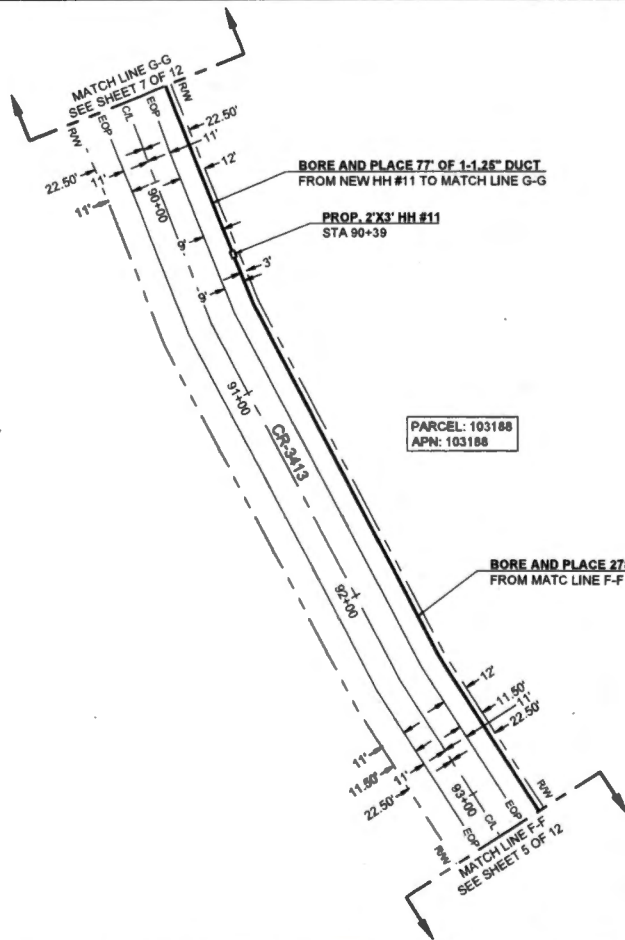
EST. #:

SHEET#:
5 OF 12

CHC CONSULTING
DISMEMBERED BY:
CHC CONSULTING, LLC
10000 RFD 3400 DALLAS, TX 75248
972-578-3224



Know what's below.
Call before you dig.



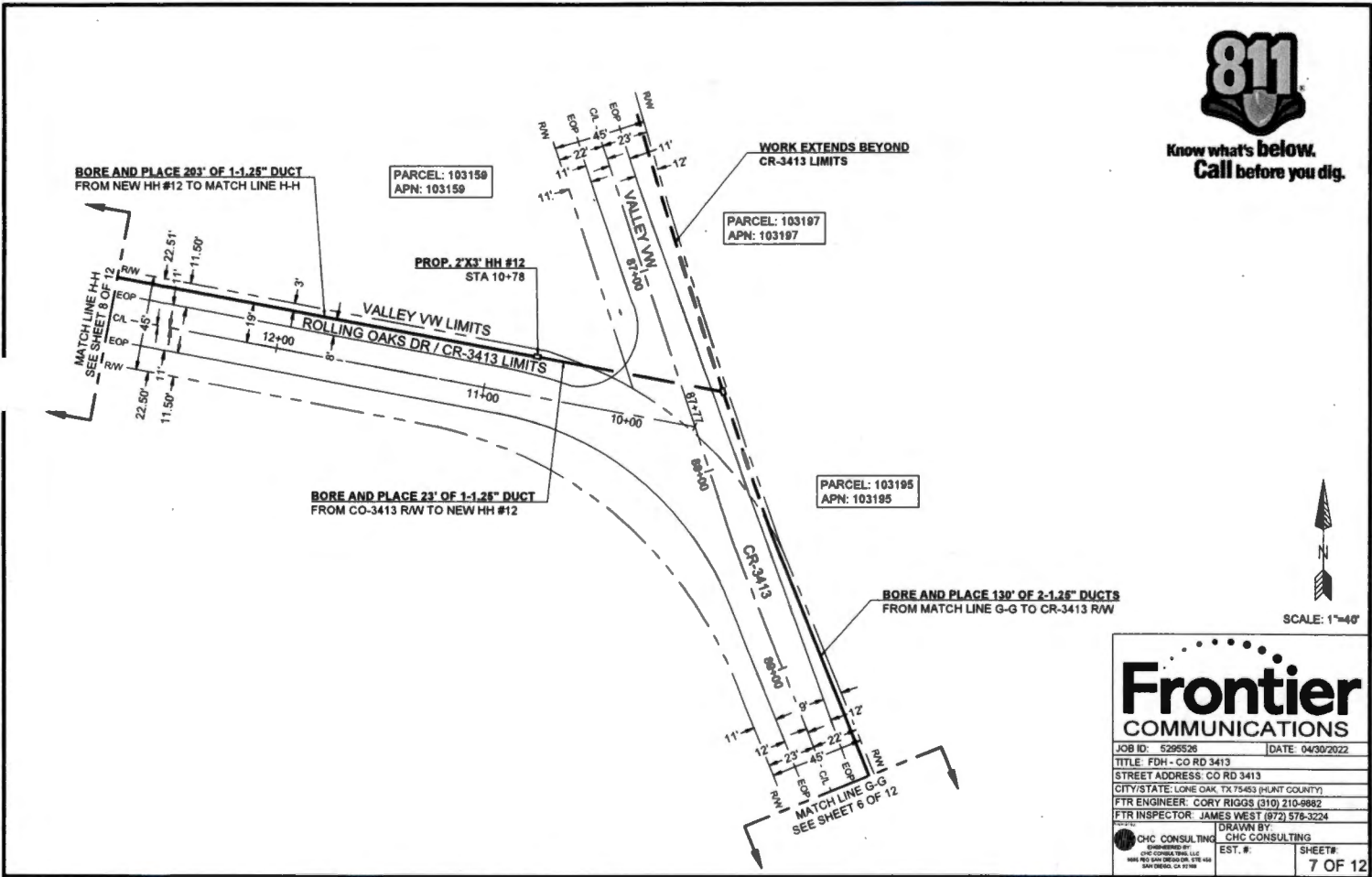
SCALE: 1"=40'

Frontier COMMUNICATIONS

JOB ID: 5295526	DATE: 04/30/2022
TITLE: FDH - CO RD 3413	
STREET ADDRESS: CO RD 3413	
CITY/STATE: LONE OAK, TX 75453 (HUNT COUNTY)	
FTR ENGINEER: CORY RIGGS (310) 210-9882	
FTR INSPECTOR: JAMES WEST (972) 578-3224	
DRAWN BY: CHC CONSULTING	
CHC CONSULTING ENGINEERED BY: CHC CONSULTING, LLC 1800 W. 4TH STREET, SUITE 110 DALLAS, TEXAS 75202	EST. #: SHEET#: 6 OF 12



Know what's below.
Call before you dig.



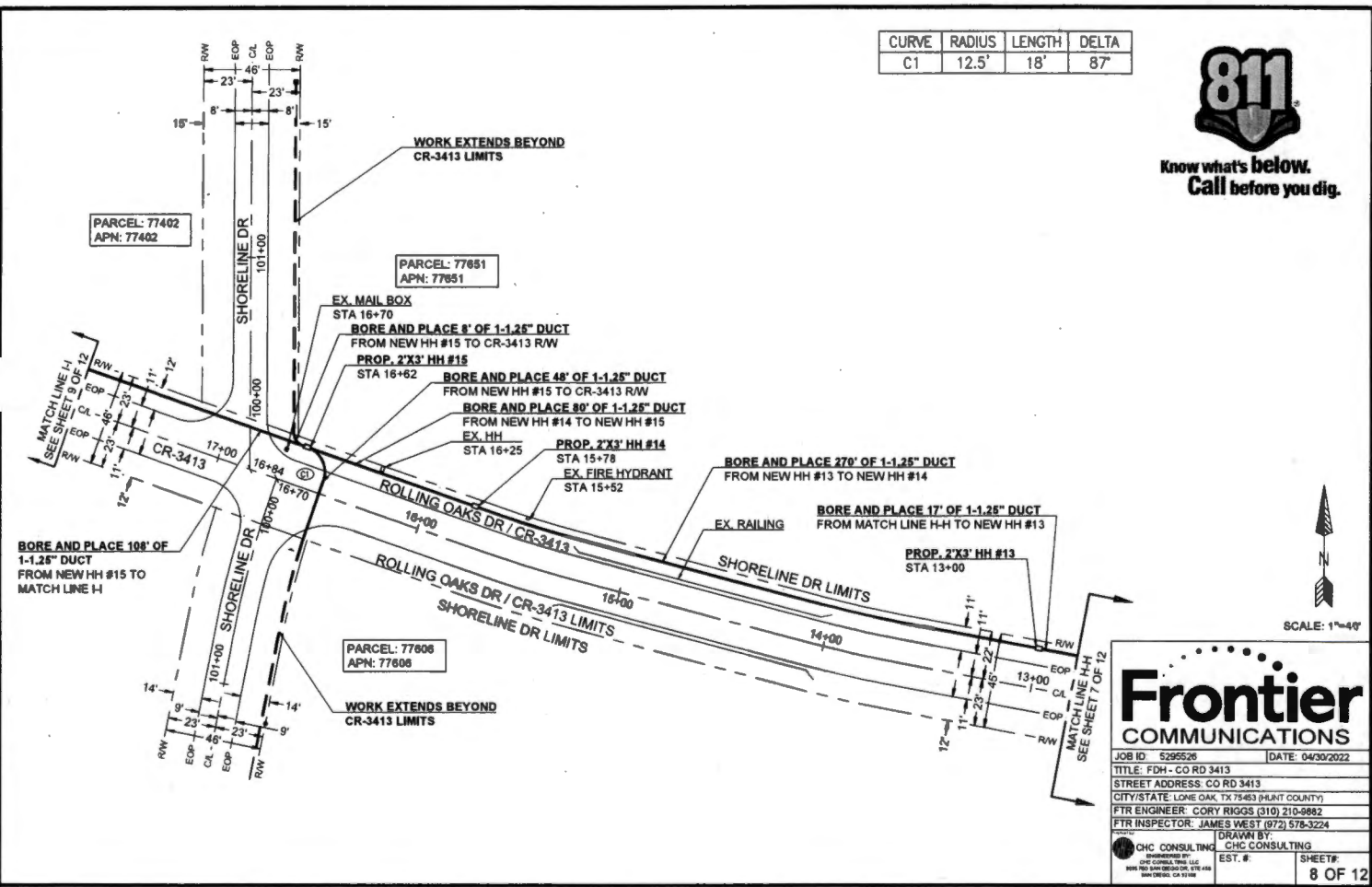
Frontier COMMUNICATIONS

JOB ID: 5296526	DATE: 04/30/2022
TITLE: FDH - CO RD 3413	
STREET ADDRESS: CO RD 3413	
CITY/STATE: LONE OAK, TX 75463 (HUNT COUNTY)	
FTR ENGINEER: CORY RIGGS (310) 210-8882	
FTR INSPECTOR: JAMES WEST (972) 578-3224	
DRAWN BY: CHC CONSULTING	EST. #:
CHC CONSULTING <small>ENGINEERED BY CHC CONSULTING, LLC 8000 PECAN DRIVE, SUITE 404 DALLAS, TEXAS 75241</small>	SHEET #
	7 OF 12

CURVE	RADIUS	LENGTH	DELTA
C1	12.5'	18'	87°



Know what's below.
Call before you dig.



SCALE: 1"=40'

Frontier COMMUNICATIONS

JOB ID: 5295526 DATE: 04/30/2022
 TITLE: FDH - CO RD 3413
 STREET ADDRESS: CO RD 3413
 CITY/STATE: LONE OAK, TX 75463 (HUNT COUNTY)
 FTR ENGINEER: CORY RIGGS (310) 210-9882
 FTR INSPECTOR: JAMES WEST (972) 578-3224

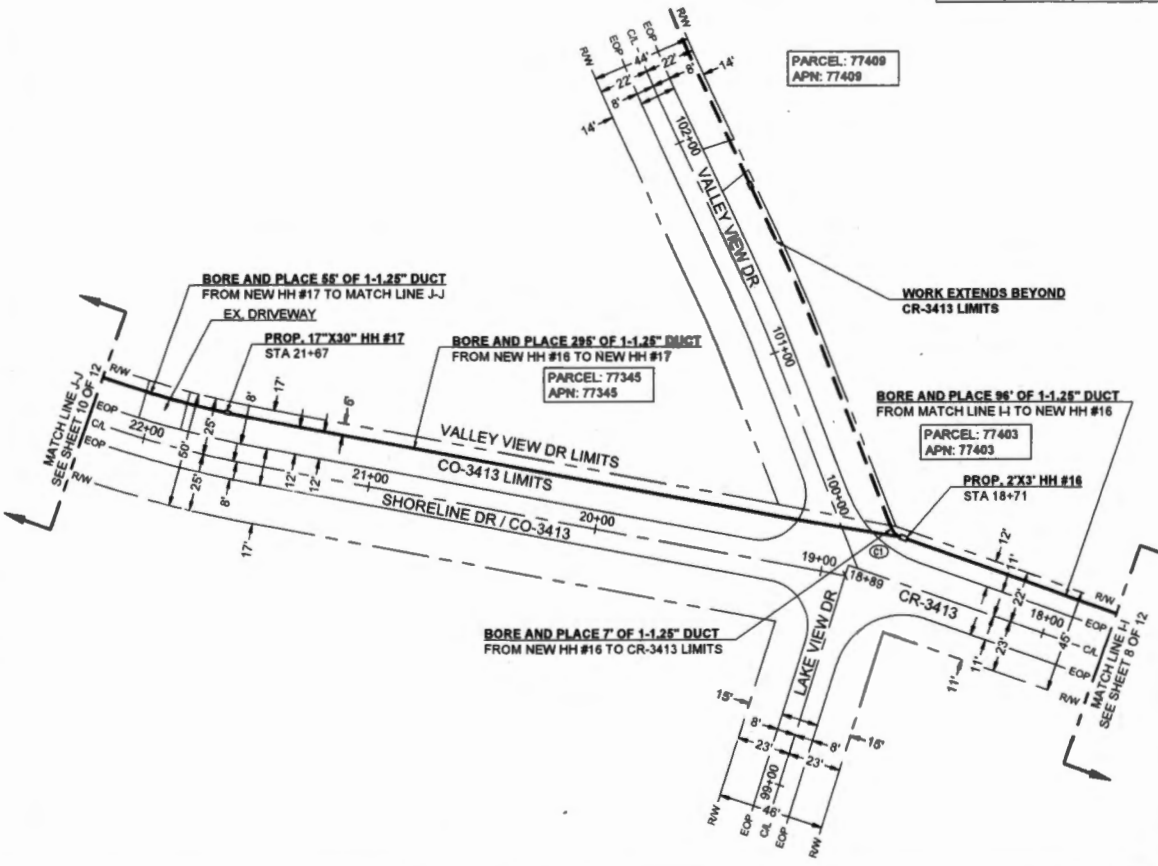
DRAWN BY: CHC CONSULTING
 EST. #

8 OF 12

CURVE	RADIUS	LENGTH	DELTA
C1	6'	5'	50'



Know what's below.
Call before you dig.



SCALE: 1"=40'

Frontier COMMUNICATIONS

JOB ID: 5295526 DATE: 04/30/2022

TITLE: FDH - CO RD 3413

STREET ADDRESS: CO RD 3413

CITY/STATE: LONE OAK, TX 75143 (HUNT COUNTY)

FTR ENGINEER: CORY RIGGS (310) 210-9882

FTR INSPECTOR: JAMES WEST (972) 578-3224

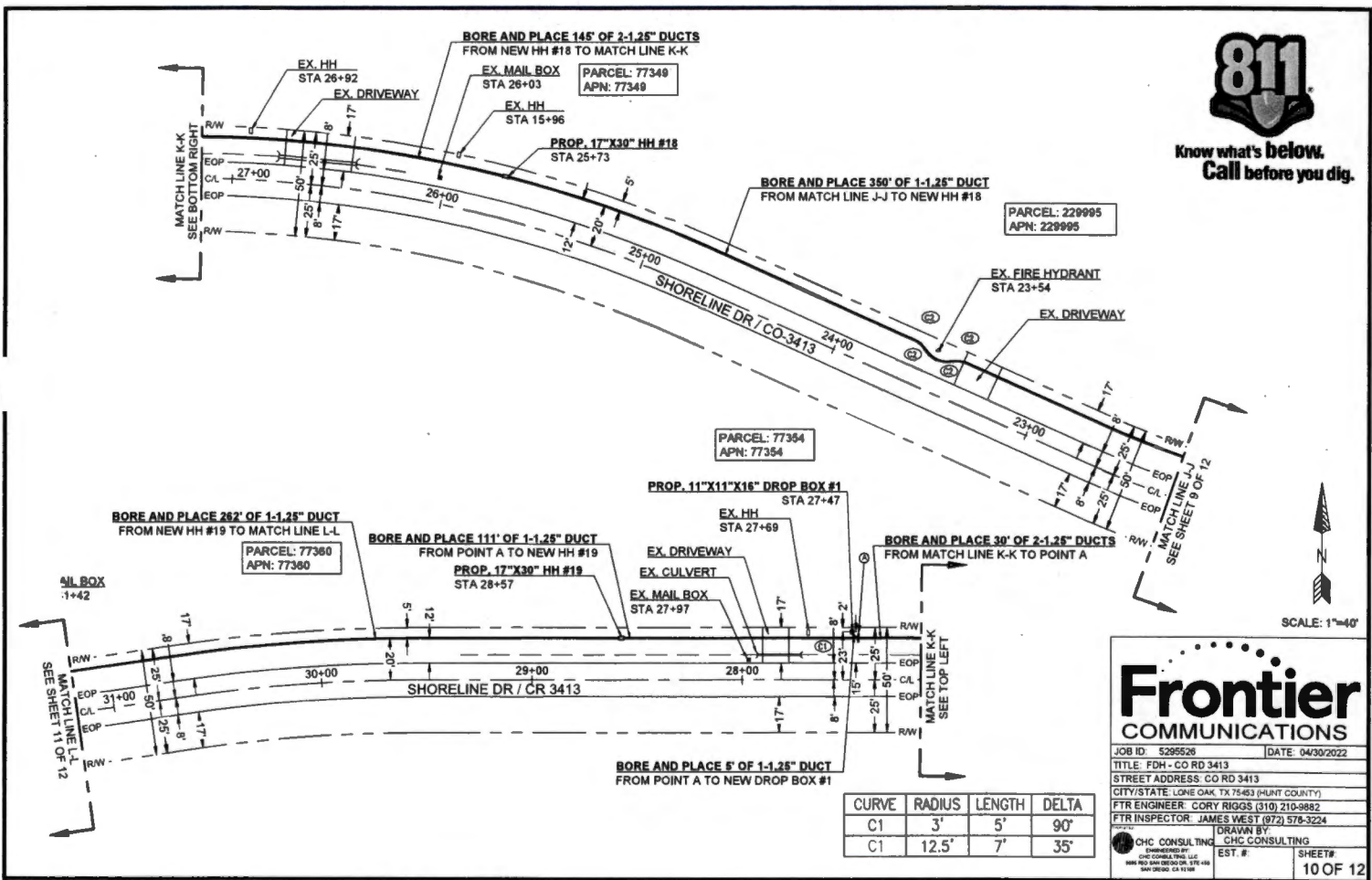
DRAWN BY: CHC CONSULTING

EST. #: SHEET#: 9 OF 12

CHC CONSULTING
ENGINEERS BY
CHC CONSULTING, LLC
1000 W. SAN ANTONIO ST. SUITE 400
DALLAS, TEXAS 75208



Know what's below.
Call before you dig.



PARCEL: 77354
APN: 77354

PARCEL: 77360
APN: 77360

PARCEL: 229995
APN: 229995

BORE AND PLACE 5' OF 1-1.25" DUCT
FROM POINT A TO NEW DROP BOX #1

CURVE	RADIUS	LENGTH	DELTA
C1	3'	5'	90°
C1	12.5'	7'	35°

SCALE: 1"=40'

Frontier COMMUNICATIONS

JOB ID: 529526 DATE: 04/30/2022
 TITLE: FDH - CO RD 3413
 STREET ADDRESS: CO RD 3413
 CITY/STATE: LONE OAK, TX 75453 (HUNT COUNTY)
 FTR ENGINEER: CORY RIGGS (310) 210-9882
 FTR INSPECTOR: JAMES WEST (972) 578-3224

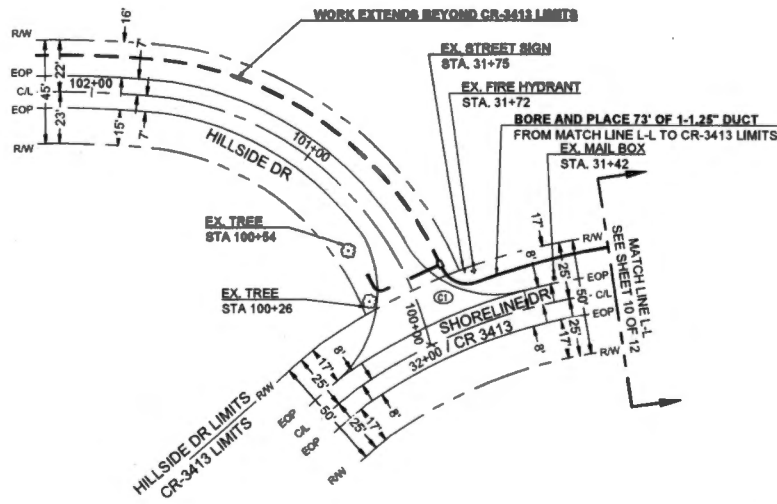
DRAWN BY: CHC CONSULTING
 EST. #:
 SHEET# 10 OF 12

CHC CONSULTING
 4000 W. STATE ST. SUITE 100
 FORT WORTH, TEXAS 76102
 (817) 335-1111

CURVE	RADIUS	LENGTH	DELTA
C1	12.5'	14'	67°



Know what's below.
Call before you dig.



SCALE: 1"=40'

Frontier
COMMUNICATIONS

JOB ID: 5295526 DATE: 04/30/2022

TITLE: FDH - CO RD 3413

STREET ADDRESS: CO RD 3413

CITY/STATE: LONE OAK, TX 75463 (HUNT COUNTY)

FTR ENGINEER: CORY RIGGS (310) 210-9882

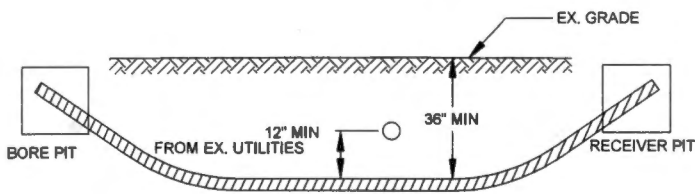
FTR INSPECTOR: JAMES WEST (972) 578-3224

CHC CONSULTING
 ENGINEERS, PLLC
 ONE COMMERCE TRAIL, SUITE 100
 FORT WORTH, TEXAS 76102
 EST. #

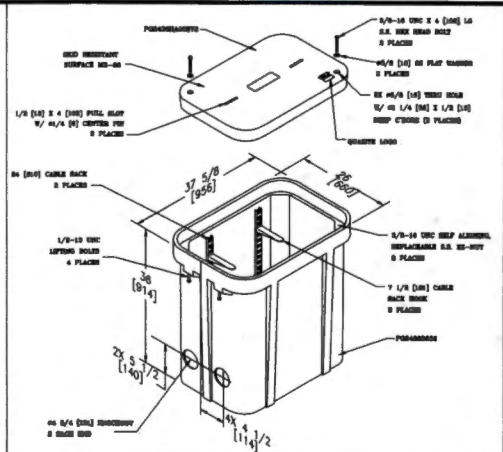
DRAWN BY: **CHC CONSULTING**
 EST. #

11 OF 12

MINIMUM STANDARDS FOR DIRECTIONAL BORING



- PLACE END MARKER WITH UTILITY OWNER'S NAME DESCRIBING CONDUIT
- BORE PIT TO BE BACKFILLED AND COMPACTED IN 12" LIFTS WITH MATERIAL REMOVED
- FLOW OF DITCH MUST BE MAINTAINED AT ALL TIMES
- PROTECT ROOTS AT ALL TREE LOCATIONS, SHIFT BORE TRENCH IF NECESSARY

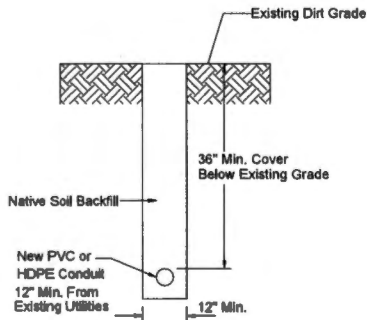


TYPICAL BORE DETAIL

SCALE 1
N.T.S.

2' X 3' HAND HOLE

SCALE 2
N.T.S.



TYPICAL DIRT TRENCH DETAIL

SCALE 3
N.T.S.

Frontier COMMUNICATIONS

JOB ID: 5295526 DATE: 04/30/2022

TITLE: FDH - CO RD 3413

STREET ADDRESS: CO RD 3413

CITY/STATE: LONE OAK, TX 75463 (HUNT COUNTY)

FTR ENGINEER: CORY RIGGS (310) 210-9882

FTR INSPECTOR: JAMES WEST (972) 578-3224

DRAWN BY: CHC CONSULTING

EST. #: _____

SHEET#: 12 OF 12

17,440 (58)



FILED FOR RECORD
at 1:00 o'clock P M

MAY 10 2022

BECKY LANDRUM
County Clerk, Hunt County, Tex.
By

04/28/2022
CHC Consulting
9095 Rio San Diego Dr. Ste 450
San Diego, CA 92108

**FDH/HH Placement/Boring
Project # 5295527**

Greetings,

Frontier communications proposes to place (1) 2'X3' HH, (14) 17"X30" HH and bore 3,404' to place 3,404' of (1)-1.25" duct. This request is for road crossings on CR 3414.

Please, see the attached construction package for location and proposed work details.

If you have any questions, please contact me at any time.

Sincerely,
Darrin Albrecht
Manager, FTTH Quality Control
Central Region
Darrin.l.albrecht@ftr.com
281-229-0849

Submitted by:
Amy Younce, CHC Consulting Permit Coordinator
ayounce@chcconsulting.com

County Approval Section:

Approved: _____ Denied: _____

Authorized Signature: _____ Date: _____

**FRONTIER COMMUNICATION
CONSTRUCTION SPECIFICATIONS**

1. Contact Frontier Engineer CORY RIGGS at (915) 210-9882 sixty (60) days prior to need of service in order to confirm compliance, order materials, and schedule work forces. NOTE: FRONTIER COMMUNICATIONS, INCORPORATED, RESERVES THE RIGHT TO REUSE ANY CONDUIT, PULL BOXES, MANHOLES, OR UTILITY BOXES THAT DEVIATE FROM PLANS AND SPECIFICATIONS.
2. All conduit riser bends to have a minimum thirty-six (36) inch radius.
3. All horizontal ninety (90) degree bends shall have a minimum radius of 12.5 feet and all vertical ninety (90) degree bends shall have a minimum radius of three feet. No more than two ninety (90) degree horizontal bends shall be placed in any single run unless otherwise specified. Contact the Frontier engineer concerning any required deviations.
4. All conduit must be proven using a mandrel no less than a 1/2" smaller than the conduit placed. Wall to wall measurements must be taken with a measured tape and a 3/8" polypropylene pull rope in each duct. An accurate wall to wall measurement of conduit placed must be As-built on an approved Frontier construction plan. A copy of the As-built conduit work order must be provided to the Frontier Inspector assigned to your project.
5. Place weatherproof caps on all terminated conduits.
6. Approved plastic conduit (PVC Sch. 40, TYPE-C or HDPE (2") is to be used in underground construction unless otherwise specified.
7. Conduit terminated on a pole must be PVC Sch. 80. Location of riser on pole will be called out by engineering on the construction plan.
8. Conduit placed in same trench with primary power conduit must be separated by a minimum of twelve (12) inches of wet-packed sand or three inches of concrete, and have a minimum of thirty-six (36) inches of cover when placed behind curb face. All street crossings and conduits placed in the driven portion of the roadway must have a minimum of eight (8) inches of cover to top of pipe. CONTACT THE FRONTIER INSPECTOR 48 HOURS BEFORE TRENCHING AND UPON COMPLETION OF YOUR SUBSTRUCTURES TO SCHEDULE THE FINAL INSPECTION.

**PERMITTING AGENCY:
HUNT COUNTY**

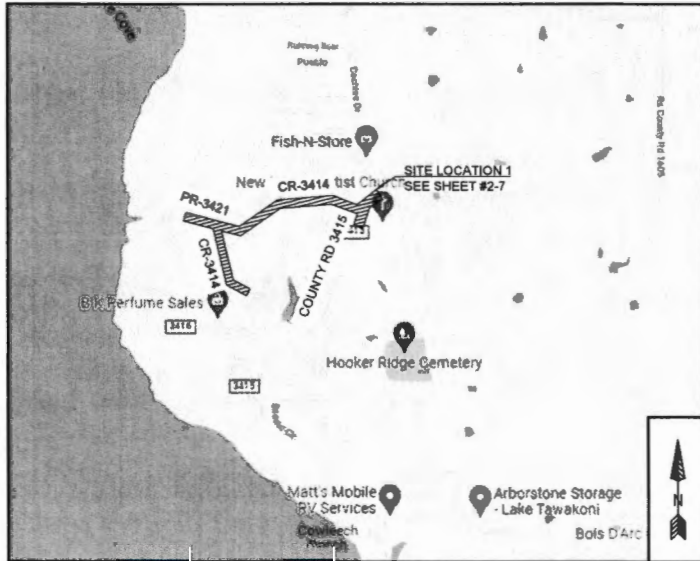
PICK UP POINT: CR-3415 ROW
PATH FOOTAGE: BORE = 3404'
MATERIALS:
(1) NEW 2X3" MH
(14) NEW 17"X30" MH
3404' OF (1)-1.25" DUCT



**Know what's below.
Call before you dig.**

CONDUIT DESIGN

**FDH - 340 FM 513
COUNTY RD 3414 & COUNTY ROAD 3415
LONE OAK, TX 75472**



VICINITY MAP
NTS

-HDPE AND PVC FOOTAGES DO NOT INCLUDE SWEEPS
-ACTUAL FOOTAGES OF HDPE AND PVC WILL BE NEEDED TO ORDER MATERIALS. PLEASE INCLUDE MEASURED TAPE IN ALL PVCs.
-FRONTIER INSPECTOR SHALL BE PRESENT ON SITE WHEN CONTRACTOR NEEDS TO ACCESS ANY EXISTING FRONTIER FACILITY.

ABBREVIATIONS

BLDG	BUILDING	PED	PEDESTAL (UTILITY)
CL	CENTER LINE	PVC	POLYVINYL CHLORIDE
CONC	CONCRETE	PL	PROPERTY LINE
CBW	CONCRETE SIDEWALK	RR	RAILROAD
DWY	DRIVEWAY	RW	RIGHT OF WAY
EOC	EDGE OF CURB	SL	STREET LIGHT
EOP	EDGE OF PAVEMENT	W-BLDG	WALL TO BUILDING
ETW	ETW LINE	W-P	WALL TO POLE
HH	HANDHOLE	W-W	WALL TO WALL
MH	MANHOLE	P.U.E.	PUBLIC UTILITY EASEMENT
NTS	NOT TO SCALE	P.S.E.	PUBLIC SERVICE EASEMENT
		CG	CURB & GUTTER

LEGEND

	New Trench
	New Bore
	Existing Gas
	Existing Water
	Existing Telephone
	Existing Sewer
	Existing Storm Drain
	Existing Electric
	Existing Manhole
	Existing Handhole (2'x3' or 17"x30')
	DSLAM
	X-CONNECT
	POWER PEDESTAL
	TELECO PEDESTAL
	3' x 5' FULL BOX
	POLE

Frontier COMMUNICATIONS

JOB ID: 5295527 DATE: 04/23/2022
TITLE: FDH - 340 FM | 513
STREET ADDRESS: COUNTY RD 3414 & COUNTY ROAD 3415
CITY/STATE: TAWAKONI, TX 75472 (HUNT COUNTY)
FTR ENGINEER: CORY RIGGS (310) 210-9882
FTR INSPECTOR: JAMES WEST (972) 578-3224

	CHC CONSULTING	EST. #	SHEET#
			1 OF 8

BORE AND PLACE 228' OF 1-1.25" DUCT
FROM COUNTY ROAD 3415 R/W TO
MATCH LINE A-A

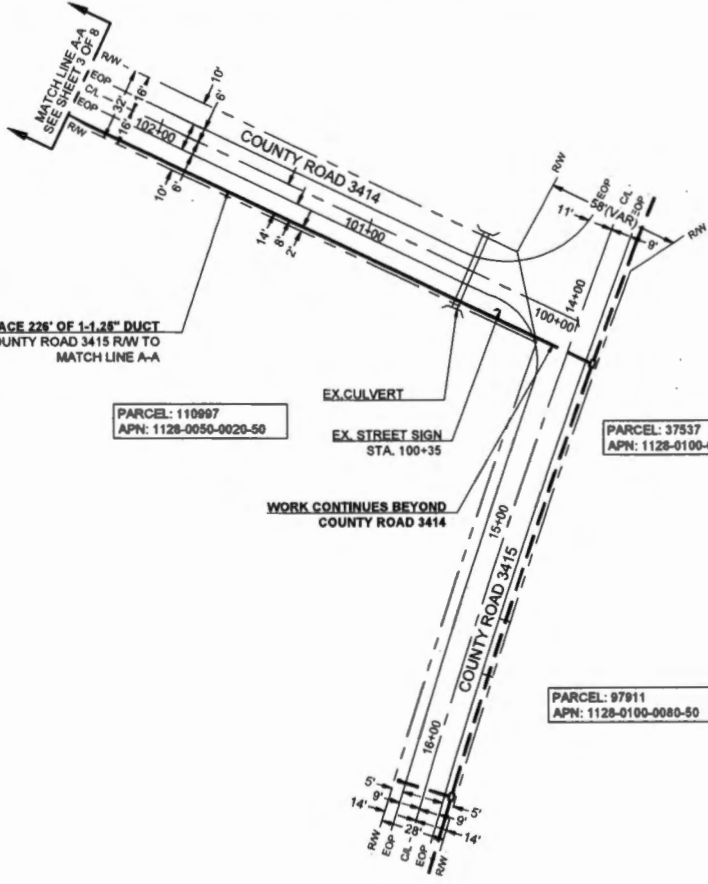
PARCEL: 110997
APN: 1128-0050-0020-50

EX. CULVERT
EX. STREET SIGN
STA. 100+35

PARCEL: 37537
APN: 1128-0100-0010-50

WORK CONTINUES BEYOND
COUNTY ROAD 3414

PARCEL: 97911
APN: 1128-0100-0080-50



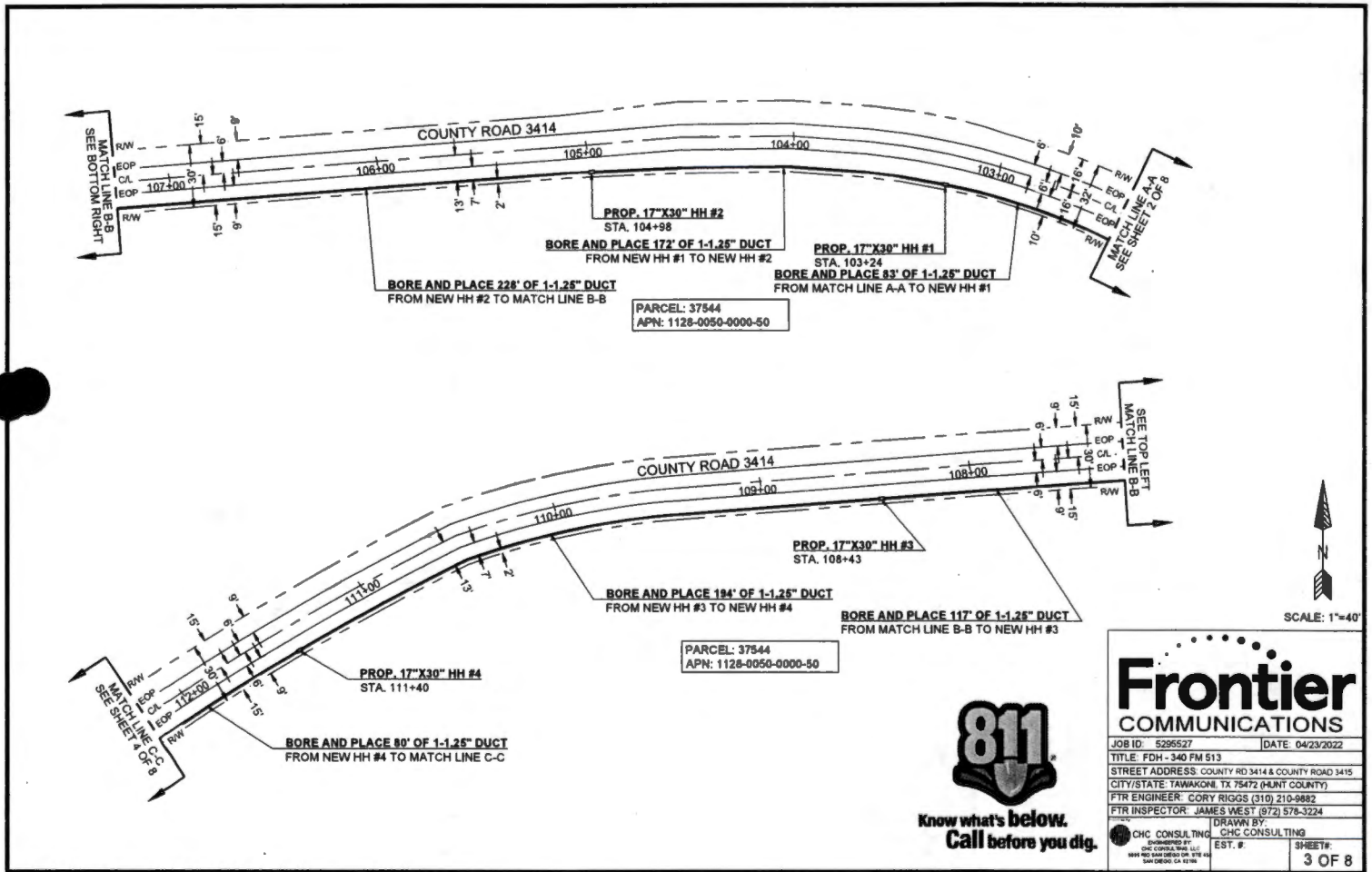
Know what's below.
Call before you dig.



SCALE: 1"=40'

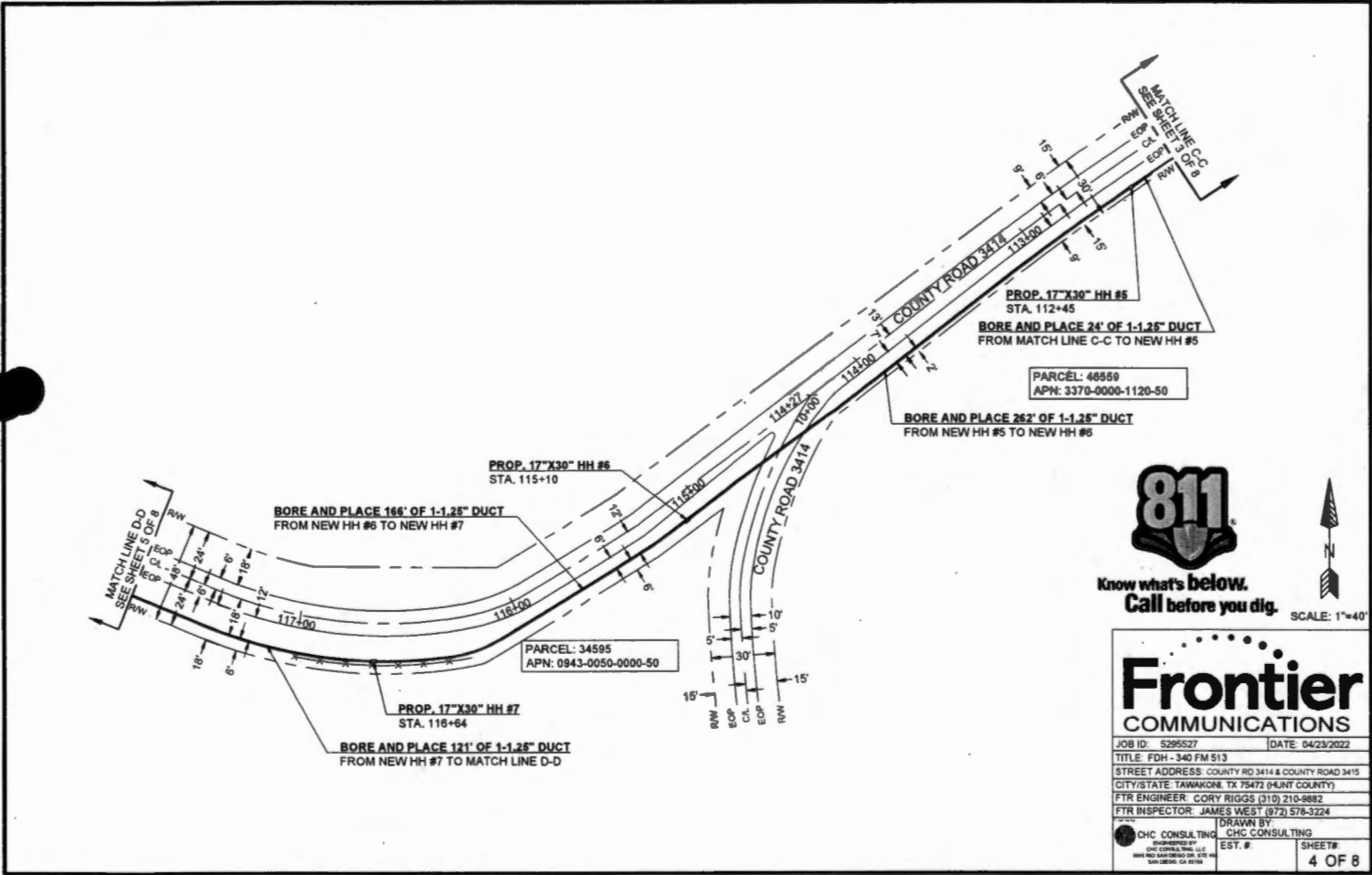
Frontier COMMUNICATIONS

JOB ID: 5295527	DATE: 04/23/2022
TITLE: FDH - 340 FM 513	
STREET ADDRESS: COUNTY RD 3414 & COUNTY ROAD 3415	
CITY/STATE: TAWAKONI, TX 75472 (HUNT COUNTY)	
FTR ENGINEER: CORY RIGGS (310) 210-9882	
FTR INSPECTOR: JAMES WEST (972) 578-3224	
CHC CONSULTING	DRAWN BY: CHC CONSULTING
EST. #:	SHEET#
	2 OF 8



**Know what's below.
Call before you dig.**

Frontier COMMUNICATIONS	
JOB ID: 5295527	DATE: 04/23/2022
TITLE: FDH - 340 FM 513	
STREET ADDRESS: COUNTY RD 3414 & COUNTY ROAD 3415	
CITY/STATE: TAWAKONI, TX 75472 (HUNT COUNTY)	
PTR ENGINEER: CORY RIGGS (310) 210-9882	
PTR INSPECTOR: JAMES WEST (872) 578-3224	
DRAWN BY: CHC CONSULTING	EST. #:
SHEET#: 3 OF 8	

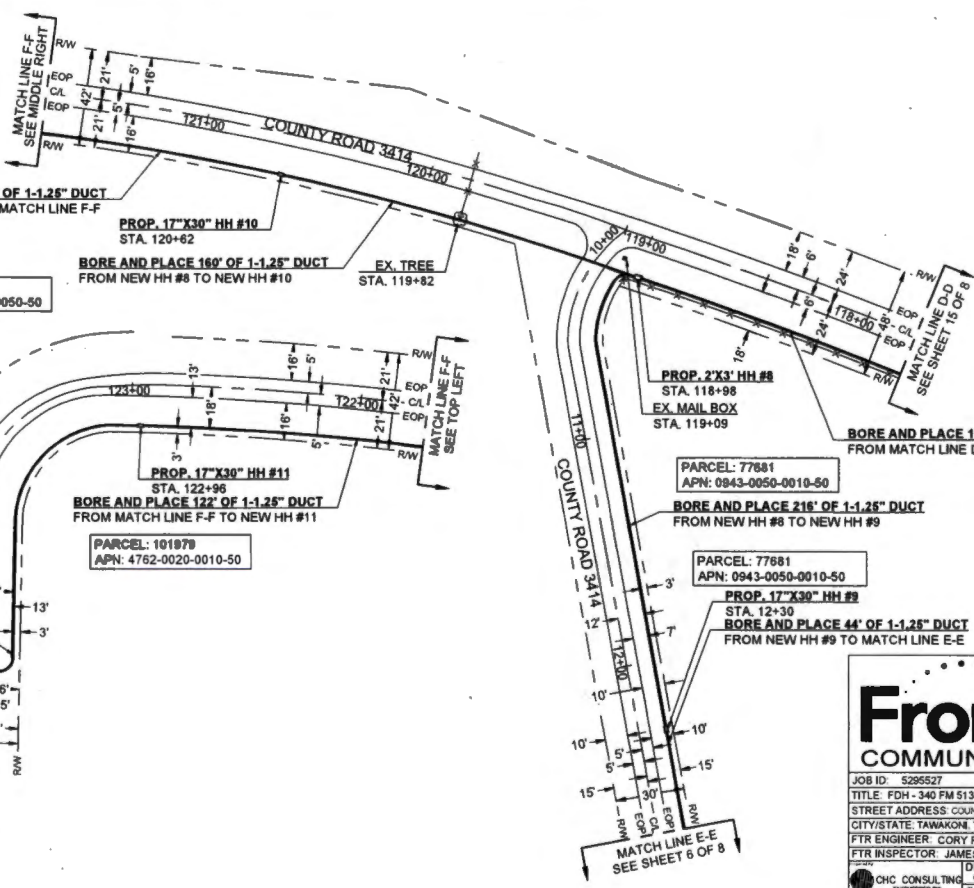


Know what's below.
Call before you dig.



Frontier COMMUNICATIONS

JOB ID: 5295527	DATE: 04/23/2022
TITLE: FDH - 340 FM 513	
STREET ADDRESS: COUNTY RD 3414 & COUNTY ROAD 3415	
CITY/STATE: TAWAKONI, TX 75472 (HUNT COUNTY)	
FTR ENGINEER: CORY RIGGS (310) 210-9882	
FTR INSPECTOR: JAMES WEST (972) 578-3224	
DRAWN BY: CHC CONSULTING	
EST. #:	SHEET#:
	4 OF 8



BORE AND PLACE 106' OF 1-1.25" DUCT
FROM NEW HH #10 TO MATCH LINE F-F

PROP. 17"X30" HH #10
STA. 120+62

BORE AND PLACE 160' OF 1-1.25" DUCT
FROM NEW HH #8 TO NEW HH #10

PARCEL: 120758
APN: 0943-0050-0050-50

EX. TREE
STA. 119+82

PROP. 2'X3' HH #8
STA. 118+98
EX. MAIL BOX
STA. 119+09

BORE AND PLACE 121' OF 1-1.25" DUCT
FROM MATCH LINE D-D TO NEW HH #8

PARCEL: 77681
APN: 0943-0050-0010-50

BORE AND PLACE 216' OF 1-1.25" DUCT
FROM NEW HH #8 TO NEW HH #9

PARCEL: 77681
APN: 0943-0050-0010-50

PROP. 17"X30" HH #9
STA. 12+30
BORE AND PLACE 44' OF 1-1.25" DUCT
FROM NEW HH #9 TO MATCH LINE E-E

PARCEL: 77664
APN: 4762-0010-0030-50

BORE AND PLACE 176' OF 1-1.25" DUCT
FROM NEW HH #11 TO NEW HH #12

PROP. 17"X30" HH #12
STA. 124+67

PROP. 17"X30" HH #11
STA. 122+96
BORE AND PLACE 122' OF 1-1.25" DUCT
FROM MATCH LINE F-F TO NEW HH #11

PARCEL: 101879
APN: 4762-0020-0010-50



**Know what's below.
Call before you dig.**

Frontier COMMUNICATIONS

JOB ID: 5295527 DATE: 04/23/2022
TITLE: FDH - 340 PM 513
STREET ADDRESS: COUNTY RD 3414 & COUNTY ROAD 3415
CITY/STATE: TAWAKONI, TX 75472 (HUNT COUNTY)
FTR ENGINEER: CORY RIGGS (310) 210-8882
FTR INSPECTOR: JAMES WEST (972) 578-3224

CHC CONSULTING DRAWN BY: CHC CONSULTING
EST. # SHEET#:
5 OF 8

MATCH LINE E-E
SEE SHEET 5 OF 8

BORE AND PLACE 247' OF 1-1.25" DUCT
FROM MATCH LINE E-E TO NEW HH #13

N
COUNTY ROAD 3414

PARCEL: 34595
APN: 0943-0050-0000-50

PROP. 17" X 39" HH #13
STA. 15+22

EX. DRIVEWAY

BORE AND PLACE 87' OF 1-1.25" DUCT
FROM NEW HH #13 TO MATCH LINE G-G

MATCH LINE G-G
SEE TOP RIGHT

MATCH LINE G-G
SEE BOTTOM LEFT

BORE AND PLACE 264' OF 1-1.25" DUCT
FROM MATCH LINE G-G TO NEW HH #14

PARCEL: 34595
APN: 0943-0050-0000-50

BORE AND PLACE 65' OF 1-1.25" DUCT
FROM NEW HH #14 TO MATCH LINE H-H

PROP. 17" X 39" HH #14
STA. 18+85

TEMP
COUNTY ROAD 3414

MATCH LINE H-H
SEE SHEET 7 OF 8



Know what's below.
Call before you dig.

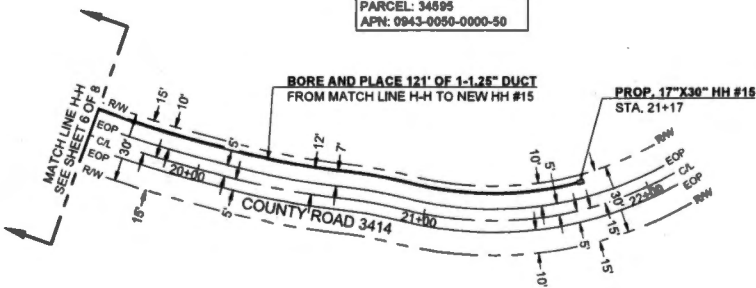


SCALE: 1"=40'

Frontier COMMUNICATIONS

JOB ID: 5295527	DATE: 04/23/2022
TITLE: FDH - 340 FM 513	
STREET ADDRESS: COUNTY RD 3414 & COUNTY ROAD 3415	
CITY/STATE: TAWAKONI, TX 75472 (HUNT COUNTY)	
PTR ENGINEER: CORY RIGGS (310) 210-9882	
PTR INSPECTOR: JAMES WEST (872) 578-3224	
DRAWN BY: CHC CONSULTING	
EST. #:	SHEET#:
	6 OF 8

PARCEL: 34595
APN: 0943-0050-0000-50



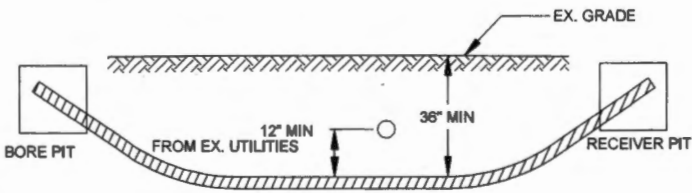
SCALE: 1"=40'



Know what's below.
Call before you dig.

Frontier COMMUNICATIONS	
JOB ID: 5295527	DATE: 04/23/2022
TITLE: FDH - 340 FM 513	
STREET ADDRESS: COUNTY RD 3414 & COUNTY ROAD 3415	
CITY/STATE: TAWAKONI, TX 75472 (HUNT COUNTY)	
FTR ENGINEER: CORY RIGGS (310) 210-8882	
FTR INSPECTOR: JAMES WEST (972) 578-3224	
CHC CONSULTING <small>INCORPORATED IN TMC CONSULTING, LLC 5000 W. SAN ANTONIO CO. RD. #15 SAN ANTONIO, TX 78244</small>	DRAWN BY: CHC CONSULTING EST. # SHEET# 7 OF 8

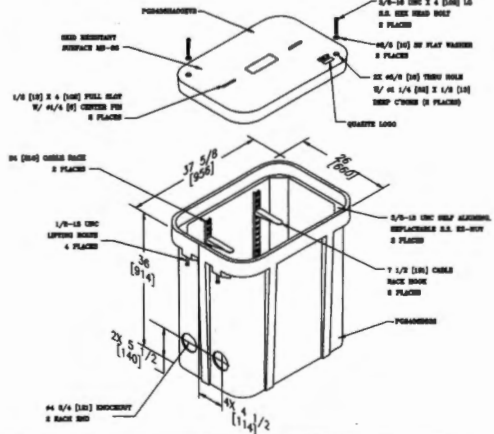
MINIMUM STANDARDS FOR DIRECTIONAL BORING



- PLACE END MARKER WITH UTILITY OWNER'S NAME DESCRIBING CONDUIT
- BORE PIT TO BE BACKFILLED AND COMPACTED IN 12" LIFTS WITH MATERIAL REMOVED
- FLOW OF DITCH MUST BE MAINTAINED AT ALL TIMES
- PROTECT ROOTS AT ALL TREE LOCATIONS, SHIFT BORE TRENCH IF NECESSARY

TYPICAL BORE DETAIL

SCALE 1
N.T.S.



2' X 3' HAND HOLE

SCALE 2
N.T.S.

Frontier COMMUNICATIONS

JOB ID: 5295527 DATE: 04/23/2022

TITLE: FDH - 340 FM 513

STREET ADDRESS: COUNTY RD 3414 & COUNTY ROAD 3415

CITY/STATE: TAWAKONI, TX 75472 (HUNT COUNTY)

FTR ENGINEER: CORY RIGGS (310) 210-9882

FTR INSPECTOR: JAMES WEST (972) 578-3224

DRAWN BY: CHC CONSULTING

EST. #:

SHEET: 8 OF 8

CHC CONSULTING
INCORPORATED IN TEXAS
2000 WEST WYANDOTT AVENUE, SUITE 400
DALLAS, TEXAS 75243

17,440 (59)

Frontier COMMUNICATIONS

FILED FOR RECORD
at 1:00 o'clock P M

MAY 10 2022

BECKY LANDRUM
County Clerk, Hunt County, Tex.
By [Signature]

04/28/2022
CHC Consulting
9095 Rio San Diego Dr. Ste 450
San Diego, CA 92108

**FDH/HH Placement/Boring
Project # 5295527**

Greetings,

Frontier communications proposes to place (9) 2'X3' HH, (5) 17"X30" HH, (7) 11"X11"X16" drop box and bore 3,835' to place 3,466' of (1)-1.25" duct, 369' of (2)-1.25" ducts. This request is for road crossings on CR3415.

Please, see the attached construction package for location and proposed work details.

If you have any questions, please contact me at any time.

Sincerely,
Darrin Albrecht
Manager, FTTH Quality Control
Central Region
Darrin.l.albrecht@ftr.com
281-229-0849

Submitted by:
Brittany Bruneau, CHC Consulting Permit Coordinator
bbruneau@chcconsulting.com

County Approval Section:

Approved: _____

Denied: _____

Authorized Signature: _____

Date: _____

**FRONTIER COMMUNICATION
CONSTRUCTION SPECIFICATIONS**

- Contact Frontier Engineer CORY RIGGS at (310) 210-6882 sixty (60) days prior to need of service in order to confirm compliance, enter materials, and schedule work forces. NOTE: FRONTIER COMMUNICATIONS, INCORPORATED, RESERVES THE RIGHT TO REFUSE ANY CONDUIT, PULL BOXES, MANHOLES, OR UTILITY BOXES THAT DEVIATE FROM PLANS AND SPECIFICATIONS.
- All conduit riser bands to have a minimum thirty-six (36) inch radius.
- All horizontal ninety (90) degree bends shall have a minimum radius of 12.5 feet and all vertical ninety (90) degree bends shall have a minimum radius of three feet. No more than two ninety (90) degree horizontal bends shall be placed in any single run unless otherwise specified. Contact the Frontier engineer concerning any required deviations.
- All conduit must be proven using a mandrel no less than a 1/2" smaller than the conduit placed. Wall to wall measurements must be taken with a measured tape and a 3/8" polypropylene pull rope in each duct. An accurate wall to wall measurement of conduit placed must be As-Built on an approved Frontier construction plan. A copy of the As-Built conduit work order must be provided to the Frontier inspector assigned to your project.
- Place weatherproof caps on all terminated conduits.
- Approved plastic conduit (PVC Sch. 40, TYPE-C or HDPE (2") is to be used in underground construction unless otherwise specified.
- Conduit terminated on a pole must be PVC Sch. 80. Location of riser on pole will be called out by engineering on the construction plan.
- Conduit placed in same trench with primary power conduit must be separated by a minimum of twelve (12) inches of wet-packed sand or three inches of concrete, and have a minimum of thirty-six (36) inches of cover when placed behind curb face. All street signs and conduits placed in the driven portion of the roadway must have a minimum of eight (8) inches of cover to top of pipe. CONTACT THE FRONTIER INSPECTOR 48 HRS BEFORE TRENCHING AND UPON COMPLETION OF YOUR SUBSTRUCTURES TO SCHEDULE THE FINAL INSPECTION.

**PERMITTING AGENCY:
HUNT COUNTY**

PICK UP POINT:
TXDOT ROW

PATH FOOTAGE:
BORE = 3835'

MATERIALS:
(8) NEW 2X3 FH
(5) NEW 17"X20" MH
(7) NEW 11"X11"X18" DROP BOX
3488' OF (1)-1.25" DUCT
369' OF (2)-1.25" DUCTS



**Know what's below.
Call before you dig.**

CONDUIT DESIGN

**FDH - 340 FM 513
S FM 513 & COUNTY RD 3414
LONE OAK, TX 75472**



VICINITY MAP
NTS

-HOPE AND PVC FOOTAGES DO NOT INCLUDE SWEEPS
-ACTUAL FOOTAGES OF HOPE AND PVC WILL BE NEEDED TO ORDER MATERIALS. PLEASE INCLUDE MEASURED TAPE IN ALL PVCs.
-FRONTIER INSPECTOR SHALL BE PRESENT ON SITE WHEN CONTRACTOR NEEDS TO ACCESS ANY EXISTING FRONTIER FACILITY.

ABBREVIATIONS

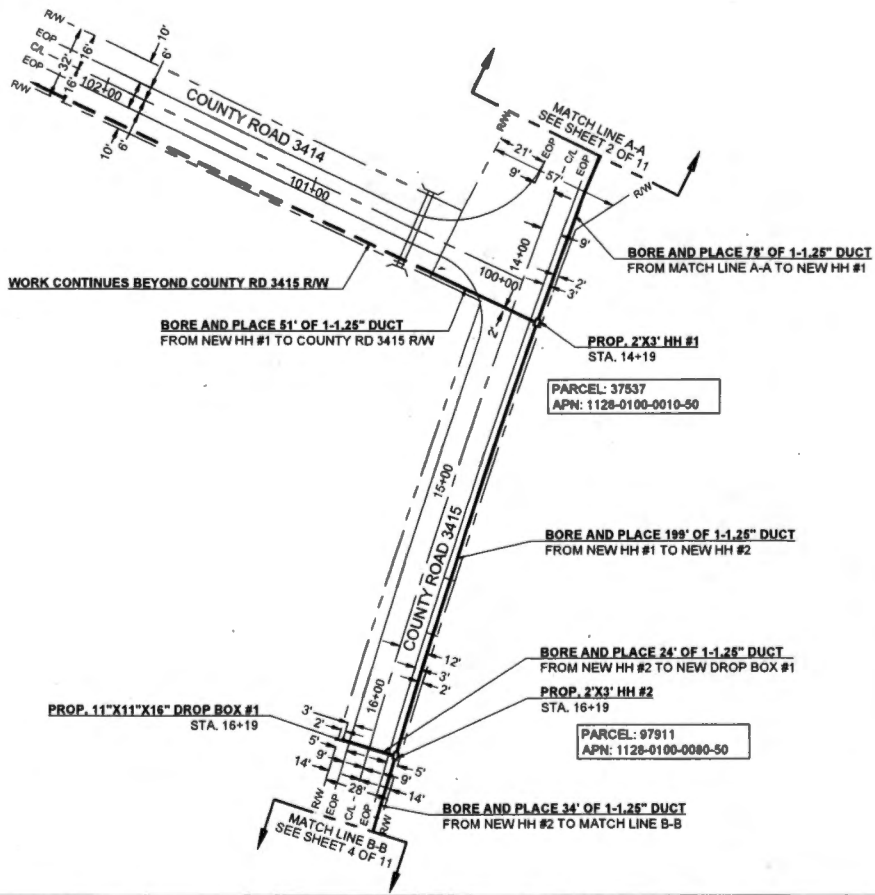
BLDG	BUILDING	PED	PEDESTAL (UTILITY)
CL	CENTER LINE	PVC	POLYVINYL CHLORIDE
CONC	CONCRETE	PL	PROPERTY LINE
CSW	CONCRETE SIDEWALK	RR	RAILROAD
DBW	DRIVEWAY	RW	RIGHT OF WAY
EOP	EDGE OF CURB	SL	STREET LIGHT
EOP	EDGE OF PAVEMENT	W-BLDG	WALL TO BUILDING
ETW	ETW LINE	W-P	WALL TO POLE
HH	HANDHOLE	W-W	WALL TO WALL
MH	MANHOLE	P.U.E.	PUBLIC UTILITY EASEMENT
NTS	NOT TO SCALE	P.S.E.	PUBLIC SERVICE EASEMENT
		CG	CURB & GUTTER

LEGEND

	New Trench
	New Bore
	Existing Gas
	Existing Water
	Existing Telephone
	Existing Sewer
	Existing Storm Drain
	Existing Electric
	Existing Manhole
	Existing Handhole (5'x3' or 17'x30')
	DSLAM
	X-COMM
	POWER PEDESTAL
	TELOD PEDESTAL
	3' x 5' PULL BOX
	POLE

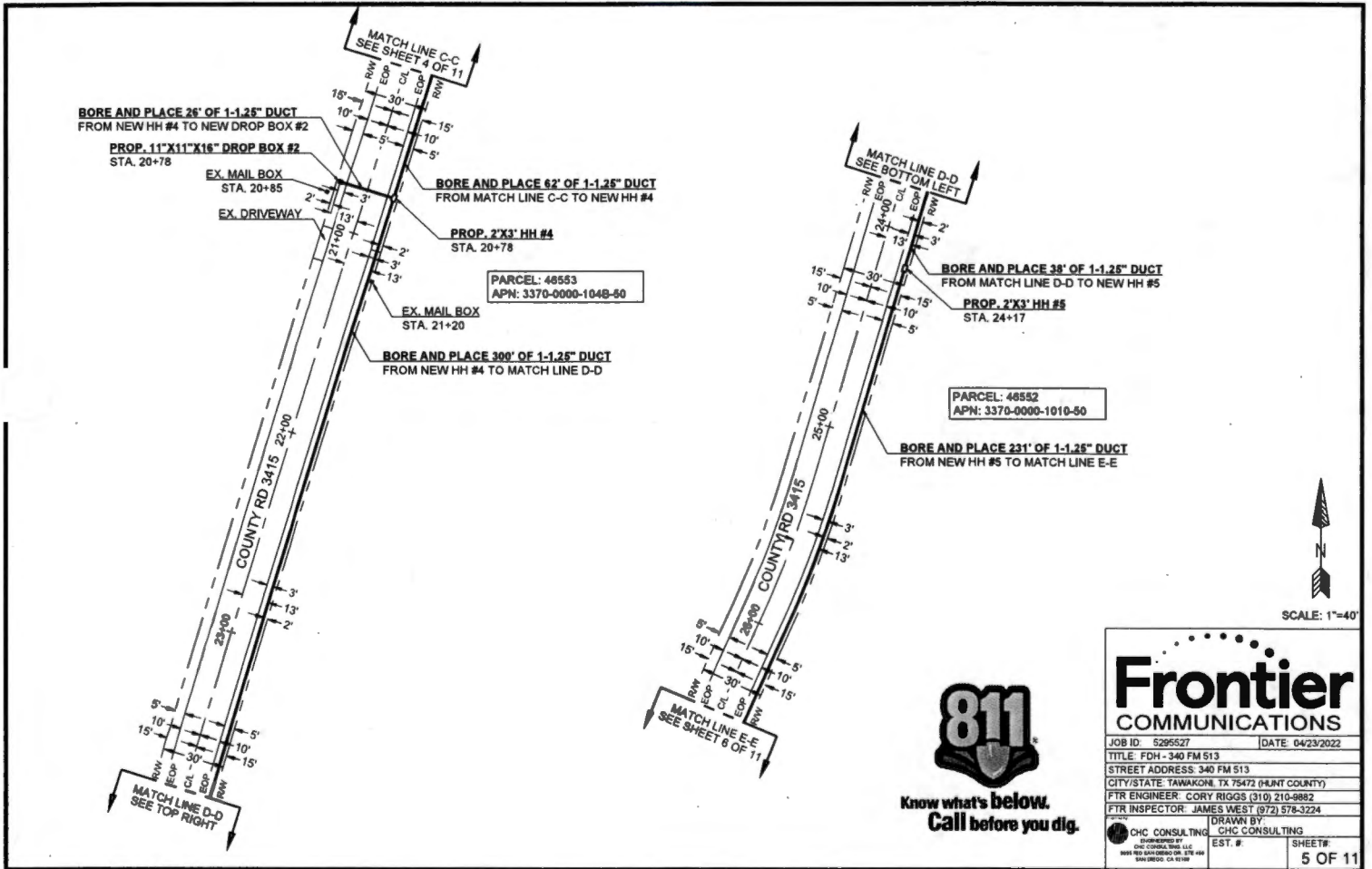
Frontier COMMUNICATIONS

JOB ID: 5295527	DATE: 04/23/2022
TITLE: FDH - 340 FM 513	
STREET ADDRESS: 340 FM 513	
CITY/STATE: TARRANT, TX 75472 (HUNT COUNTY)	
FTR ENGINEER: CORY RIGGS (310) 210-6882	
FTR INSPECTOR: JAMES WEST (872) 578-3224	
CHC CONSULTING	DRAWN BY: CHC CONSULTING
EST. #:	SHEET #:
	1 OF 11



Frontier COMMUNICATIONS

JOB ID: 5295527	DATE: 04/23/2022
TITLE: FDH - 340 FM 513	
STREET ADDRESS: 340 FM 513	
CITY/STATE: TAMAKORA, TX 75472 (HUNT COUNTY)	
FTR ENGINEER: CORY RIGGS (310) 310-8882	
FTR INSPECTOR: JAMES WEST (972) 578-3224	
CHC CONSULTING	DRAWN BY: CHC CONSULTING
EST. #:	SHEET#:
	3 OF 11



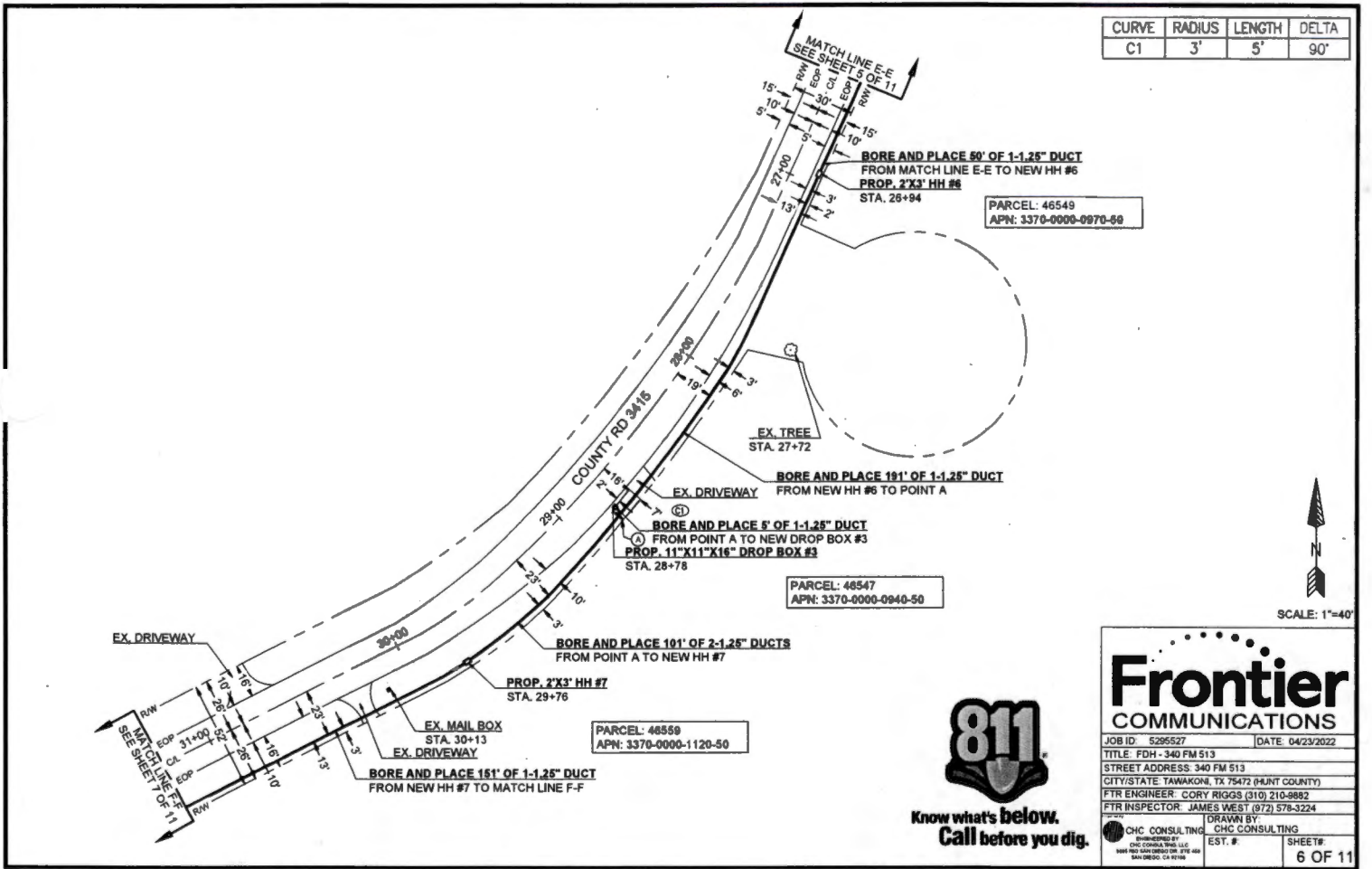
SCALE: 1"=40'



Know what's below.
Call before you dig.

Frontier COMMUNICATIONS	
JOB ID: 5295527	DATE: 04/23/2022
TITLE: FDH - 340 FM 513	
STREET ADDRESS: 340 FM 513	
CITY/STATE: TAWAKONI, TX 75472 (HUNT COUNTY)	
FTR ENGINEER: CORY RIGGS (310) 210-9882	
FTR INSPECTOR: JAMES WEST (972) 578-3224	
DRAWN BY: CHC CONSULTING	
EST. #	SHEET#
	5 OF 11

CURVE	RADIUS	LENGTH	DELTA
C1	3'	5'	90'



**Know what's below.
Call before you dig.**

Frontier COMMUNICATIONS

JOB ID: 5295527 DATE: 04/23/2022

TITLE: FDH - 340 FM 513

STREET ADDRESS: 340 FM 513

CITY/STATE: TAWAKONI, TX 75472 (HUNT COUNTY)

FTR ENGINEER: CORY RIGGS (310) 210-9882

FTR INSPECTOR: JAMES WEST (972) 578-3224

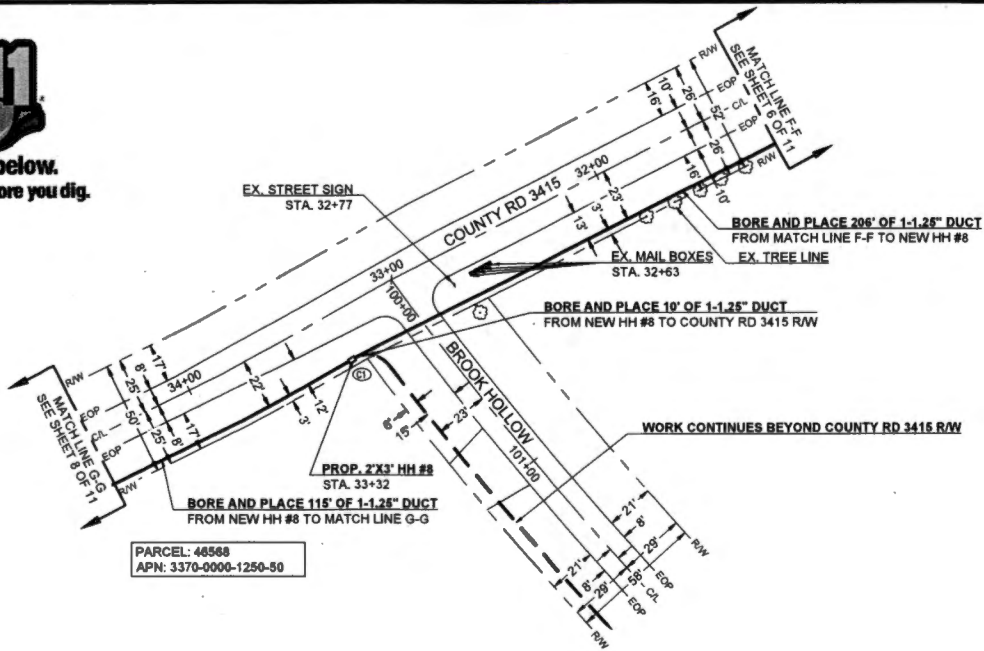
DRAWN BY: CHC CONSULTING

EST. #: CHC CONSULTING

SHEET#: 6 OF 11

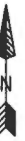


Know what's below.
Call before you dig.



PARCEL: 48568
APN: 3370-0000-1250-50

CURVE	RADIUS	LENGTH	DELTA
C1	12.5'	9'	40°



SCALE: 1"=40'

Frontier COMMUNICATIONS

JOB ID: 5295527 DATE: 04/23/2022

TITLE: FDH - 340 FM 513

STREET ADDRESS: 340 FM 513

CITY/STATE: TAMAKONI, TX 75472 (HUNT COUNTY)

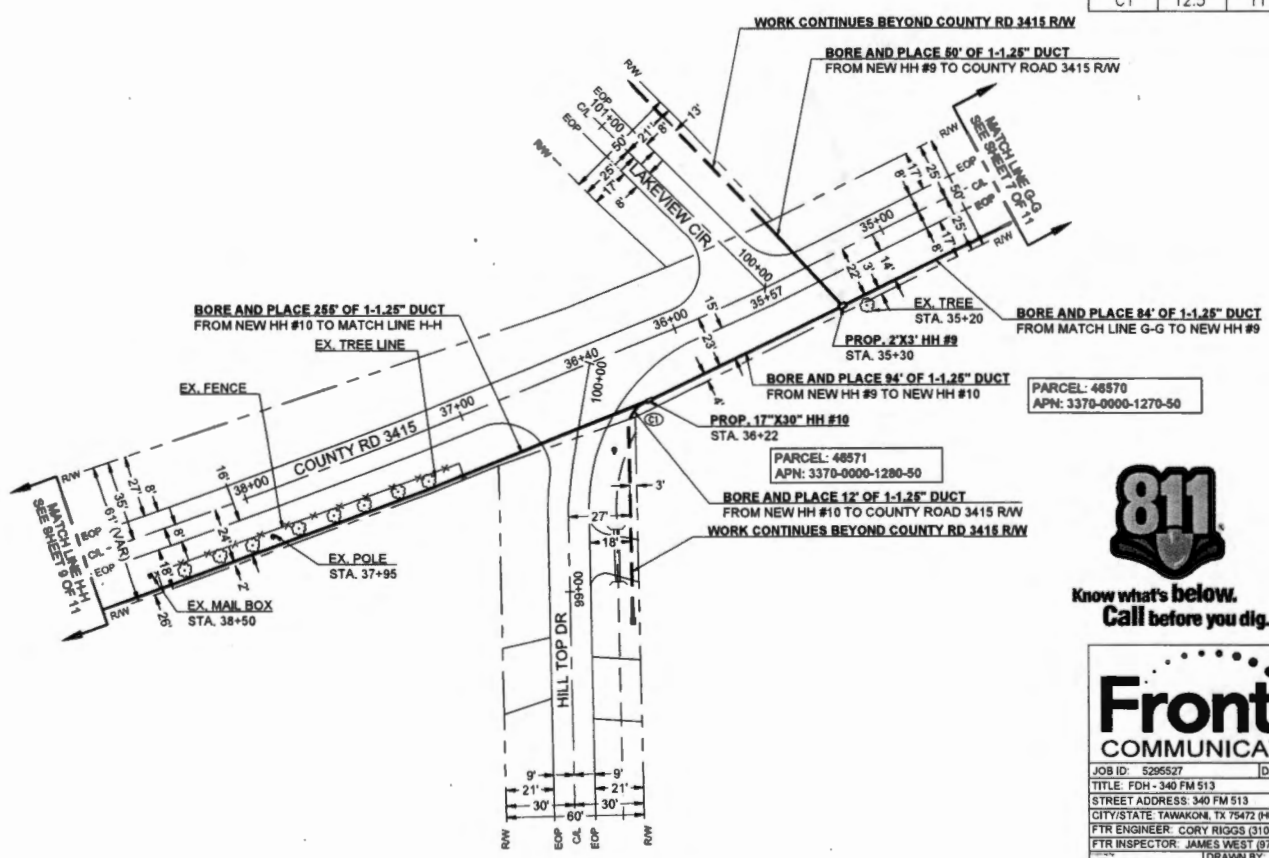
FTR ENGINEER: CORY RIGGOS (310) 210-9882

FTR INSPECTOR: JAMES WEST (872) 578-3224

DESIGNED BY: CHC CONSULTING DRAWN BY: CHC CONSULTING

EST. #: SHEET#: 7 OF 11

CURVE	RADIUS	LENGTH	DELTA
C1	12.5'	11'	50'



Know what's below.
Call before you dig.

SCALE: 1"=40'

Frontier COMMUNICATIONS

JOB ID: 5295527 DATE: 04/23/2022
 TITLE: FDH - 340 FM 513
 STREET ADDRESS: 340 FM 513
 CITY/STATE: TAWAKONI, TX 75472 (HUNT COUNTY)
 FTR ENGINEER: CORY RIGGS (310) 210-9882
 FTR INSPECTOR: JAMES WEST (872) 578-3224

DRAWN BY: CHC CONSULTING
 EST. #
 SHEET # 8 OF 11

CURVE	RADIUS	LENGTH	DELTA
C1	50'	79'	91'



Know what's below.
Call before you dig.



SCALE: 1"=40'

Frontier COMMUNICATIONS

JOB ID: 5285537 DATE: 04/23/2022

TITLE: FDH - 340 FM 513

STREET ADDRESS: 340 FM 513

CITY/STATE: TAWAKONI, TX 75472 (HUNT COUNTY)

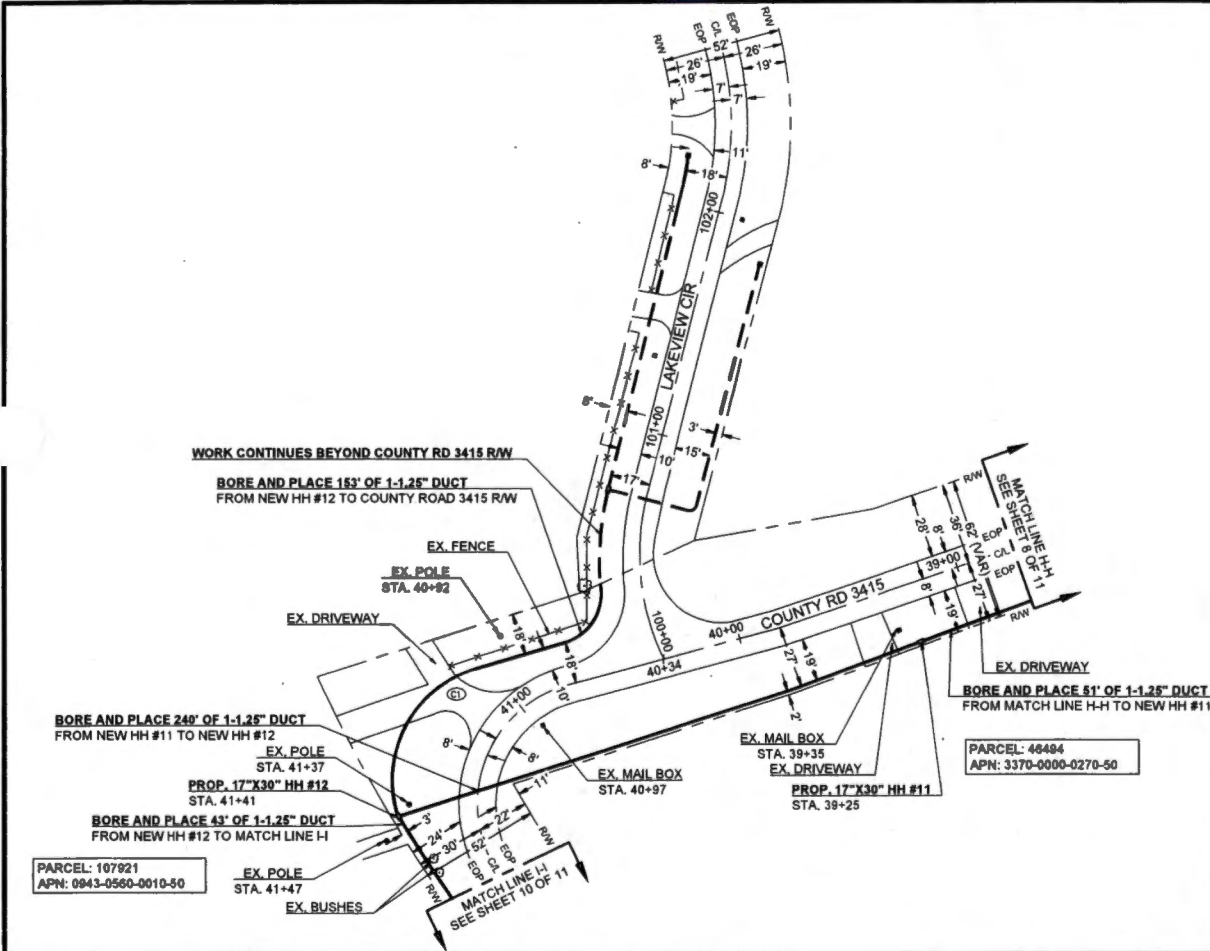
FTR ENGINEER: CORY RIGGS (310) 210-9882

FTR INSPECTOR: JAMES WEST (872) 578-3224

DRAWN BY: CHC CONSULTING

EST. # SHEET#

9 OF 11



WORK CONTINUES BEYOND COUNTY RD 3415 R/W
BORE AND PLACE 183' OF 1-1.25" DUCT
FROM NEW HH #12 TO COUNTY ROAD 3415 R/W

EX. FENCE
EX. POLE STA. 40+92
EX. DRIVEWAY

BORE AND PLACE 240' OF 1-1.25" DUCT
FROM NEW HH #11 TO NEW HH #12

EX. POLE STA. 41+37
PROP. 17"X30" HH #12 STA. 41+41

BORE AND PLACE 43' OF 1-1.25" DUCT
FROM NEW HH #12 TO MATCH LINE I-I

PARCEL: 107921
APN: 0943-0560-0010-50

EX. POLE STA. 41+47
EX. BUSHES

EX. MAIL BOX STA. 39+35
EX. DRIVEWAY

PARCEL: 46484
APN: 3370-0000-0270-50

PROP. 17"X30" HH #11 STA. 39+25

BORE AND PLACE 51' OF 1-1.25" DUCT
FROM MATCH LINE H-H TO NEW HH #11


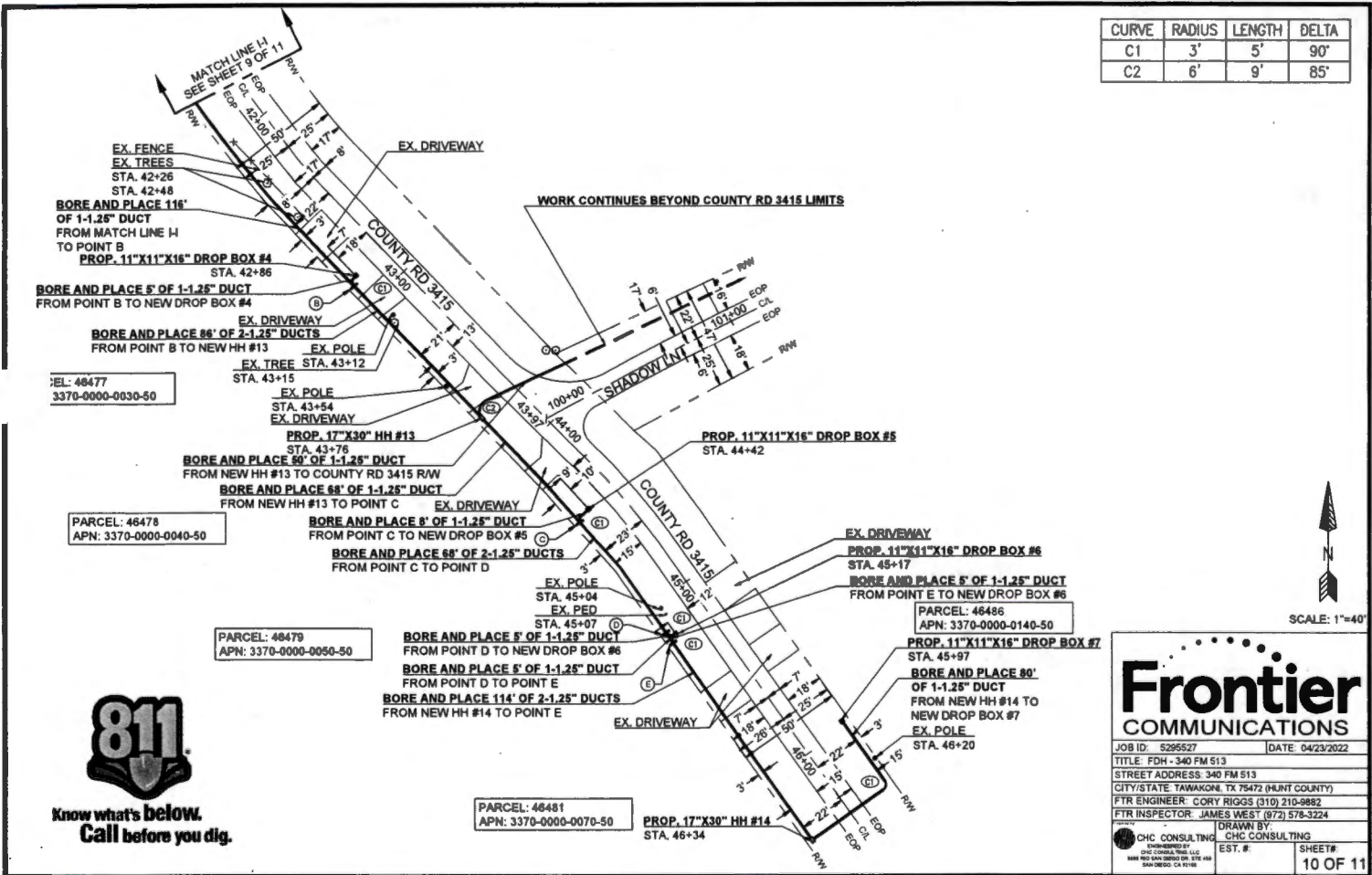
PARCEL: 46484
APN: 3370-0000-0270-50

PROP. 17"X30" HH #11 STA. 39+25

EX. DRIVEWAY

MATCH LINE I-I
SEE SHEET 10 OF 11

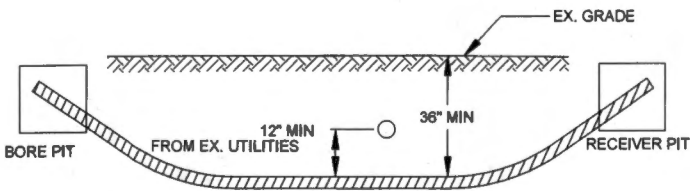
CURVE	RADIUS	LENGTH	DELTA
C1	3'	5'	90°
C2	6'	9'	85°



**Know what's below.
Call before you dig.**

JOB ID: 5295527	DATE: 04/23/2022
TITLE: FDH - 340 FM 513	
STREET ADDRESS: 340 FM 513	
CITY/STATE: TAWAKONI, TX 75472 (HUNT COUNTY)	
FTR ENGINEER: CORY RIGGS (310) 210-9882	
FTR INSPECTOR: JAMES WEST (972) 578-3224	
EST. #	SHEET#
	10 OF 11

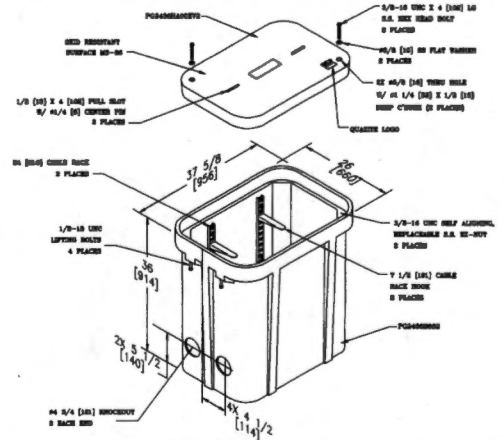
MINIMUM STANDARDS FOR DIRECTIONAL BORING



- PLACE END MARKER WITH UTILITY OWNER'S NAME DESCRIBING CONDUIT
- BORE PIT TO BE BACKFILLED AND COMPACTED IN 12" LIFTS WITH MATERIAL REMOVED
- FLOW OF DITCH MUST BE MAINTAINED AT ALL TIMES
- PROTECT ROOTS AT ALL TREE LOCATIONS, SHIFT BORE TRENCH IF NECESSARY

TYPICAL BORE DETAIL

SCALE
N.T.S. 1



2' X 3' HAND HOLE

SCALE
N.T.S. 2

Frontier
COMMUNICATIONS

JOB ID: 5295527	DATE: 04/23/2022
TITLE: FDH - 340 FM 513	
STREET ADDRESS: 340 FM 513	
CITY/STATE: TAWAKONI, TX 75472 (HUNT COUNTY)	
FTR ENGINEER: CORY RIGGS (310) 210-9882	
FTR INSPECTOR: JAMES WEST (972) 578-3224	
DRAWN BY:	
CHC CONSULTING	CHC CONSULTING
EST. #	SHEET#
	11 OF 11

17,440 (60)



FILED FOR RECORD
at 1:00 o'clock P M

MAY 10 2022

By BECKY LANDRUM
County Clerk, Mont County, Tex.

04/28/2022
CHC Consulting
9095 Rio San Diego Dr. Ste 450
San Diego, CA 92108

**FDH/HH Placement/Boring
Project # 5295527**

Greetings,

Frontier communications proposes to place (2) 2'X3' HH, (8) 17"X30" HH, (8) 11"X11"X16" drop box and bore 2,825' to place 2,162' of (1)-1.25" duct, 663' of (2)-1.25" ducts. This request is for road crossings on CR3416.

Please, see the attached construction package for location and proposed work details.

If you have any questions, please contact me at any time.

Sincerely,
Darrin Albrecht
Manager, FTTH Quality Control
Central Region
Darrin.l.albrecht@ftr.com
281-229-0849

Submitted by:
Amy Younce, CHC Consulting Permit Coordinator
ayounce@chcconsulting.com

County Approval Section:

Approved: _____ Denied: _____

Authorized Signature: _____ Date: _____

**FRONTIER COMMUNICATION
CONSTRUCTION SPECIFICATIONS**

- Contact Frontier Engineer CORY RIGGS at (310) 210-9882 sixty (60) days prior to need of service in order to confirm compliance, order materials, and schedule work factors. NOTE: FRONTIER COMMUNICATIONS, INCORPORATED, RESERVES THE RIGHT TO REFUSE ANY CONDUIT, PULL BOXES, MANHOLES, OR UTILITY BOXES THAT DEVIATE FROM PLANS AND SPECIFICATIONS.
- All conduit riser bands to have a minimum thirty-six (36) inch radius.
- All horizontal ninety (90) degree bands shall have a minimum radius of 12.5 feet and all vertical ninety (90) degree bands shall have a minimum radius of three feet. No more than two ninety (90) degree horizontal bands shall be placed in any single run unless otherwise specified. Contact the Frontier engineer concerning any required deviations.
- All conduit must be proven using a mandrel no less than a 1/2" smaller than the conduit placed. Wall to wall measurements must be taken with a measured tape and a 3/8" polypropylene pull rope in each duct. An accurate wall to wall measurement of conduit placed must be As-built on an approved Frontier construction plan. A copy of the As-built conduit work order must be provided to the Frontier Inspector assigned to your project.
- Place weatherproof caps on all terminated conduits.
- Approved plastic conduit (PVC Sch. 40, TYPE-C or HDPE (2") is to be used in underground construction unless otherwise specified.
- Conduit terminated on a pole must be PVC Sch. 80. Location of riser on pole will be called out by engineering on the construction plan.
- Conduit placed in same trench with primary power conduit must be separated by a minimum of twelve (12) inches of well-packed sand or three inches of concrete, and have a minimum of thirty-six (36) inches of cover when placed behind curb face. All street alleys and conduits placed in the driven portion of the roadway must have a minimum of eight (8) inches of cover to top of pipe. CONTACT THE FRONTIER INSPECTOR 48 HOURS BEFORE TRENCHING AND UPON COMPLETION OF YOUR SUBSTRUCTURES TO SCHEDULE THE FINAL INSPECTION.

**PERMITTING AGENCY:
HUNT COUNTY**

PICK UP POINT:
COUNTY ROW

PATH FOOTAGE:
BORIE = 2625'

MATERIALS:
(2) NEW 2X3 FH
(8) NEW 17'X30" HH
(8) NEW 11'X11'X18" DROP BOX
2182' OF (1)-1.25" DUCT
863' OF (2)-1.25" DUCTS



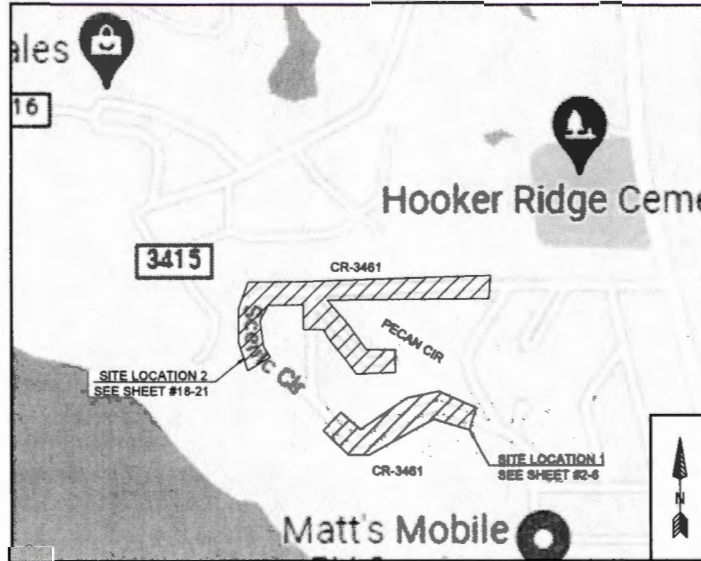
**Know what's below.
Call before you dig.**

CONDUIT DESIGN

**FDH - 340 FM 513
COUNTY RD 3414 & RS COUNTY ROAD 1629
LONE OAK, TX 75472**

ABBREVIATIONS

BLDG	BUILDING	PED	PEDESTAL (UTILITY)
CL	CENTER LINE	PVC	POLYVINYL CHLORIDE
CONC	CONCRETE	PL	PROPERTY LINE
CSW	CONCRETE SIDEWALK	RR	RAILROAD
DWY	DRIVEWAY	RW	RIGHT OF WAY
EOC	EDGE OF CURB	SL	STREET LIGHT
EOC	EDGE OF PAVEMENT	W-BLDG	WALL TO BUILDING
ETW	ETW LINE	W-P	WALL TO POLE
HH	HANDHOLE	W-W	WALL TO WALL
MH	MANHOLE	P.U.E.	PUBLIC UTILITY EASEMENT
NTS	NOT TO SCALE	P.S.E.	PUBLIC SERVICE EASEMENT
		C/G	CURB & GUTTER



VICINITY MAP
NTS

-HDPE AND PVC FOOTAGES DO NOT INCLUDE SWEEPS
-ACTUAL FOOTAGES OF HDPE AND PVC WILL BE NEEDED TO ORDER MATERIALS. PLEASE INCLUDE MEASURED TAPE IN ALL PVC'S.
-FRONTIER INSPECTOR SHALL BE PRESENT ON SITE WHEN CONTRACTOR NEEDS TO ACCESS ANY EXISTING FRONTIER FACILITY.

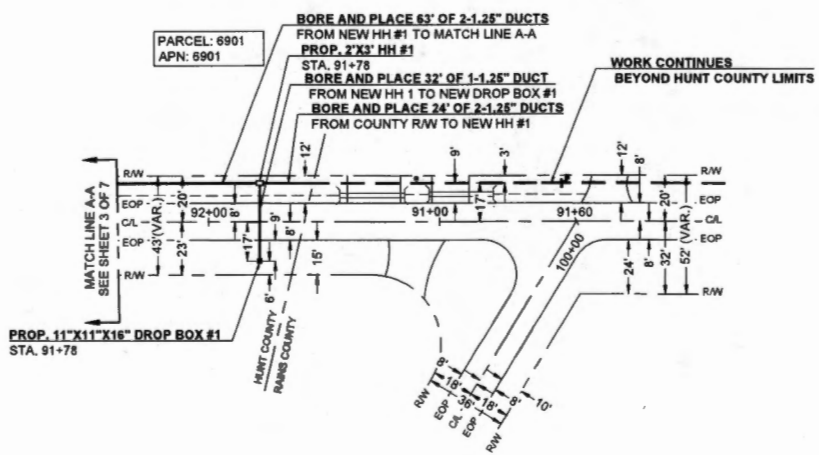
LEGEND

	New Trench
	New Bore
	Existing Gas
	Existing Water
	Existing Telephone
	Existing Sewer
	Existing Storm Drain
	Existing Electric
	Existing Manhole
	Existing Handhole (2'x3' or 17'x30')
	DSLAM
	X-CONNECT
	POWER PEDESTAL
	TELCO PEDESTAL
	3' x 5' PULL BOX
	POLE

Frontier COMMUNICATIONS

JOB ID: 5295527 DATE: 04/23/2022
TITLE: FDH - 340 FM 513
STREET ADDRESS: COUNTY RD 3414 & RS COUNTY ROAD 1629
CITY/STATE: TAWAKONI, TX 75472 (HUNT COUNTY)
FTR ENGINEER: CORY RIGGS (310) 210-9882
FTR INSPECTOR: JAMES WEST (972) 578-3224

DRAWN BY: JAMES WEST
EST. P. SHEET: 1 OF 7



PARCEL: 6901
APN: 6901

BORE AND PLACE 63' OF 2-1.25" DUCTS
FROM NEW HH #1 TO MATCH LINE A-A
STA. 91+78
PROP. 2'X3' HH #1
BORE AND PLACE 32' OF 1-1.25" DUCT
FROM NEW HH 1 TO NEW DROP BOX #1
BORE AND PLACE 24' OF 2-1.25" DUCTS
FROM COUNTY R/W TO NEW HH #1

WORK CONTINUES
BEYOND HUNT COUNTY LIMITS

PROP. 11"X11"X16" DROP BOX #1
STA. 91+78

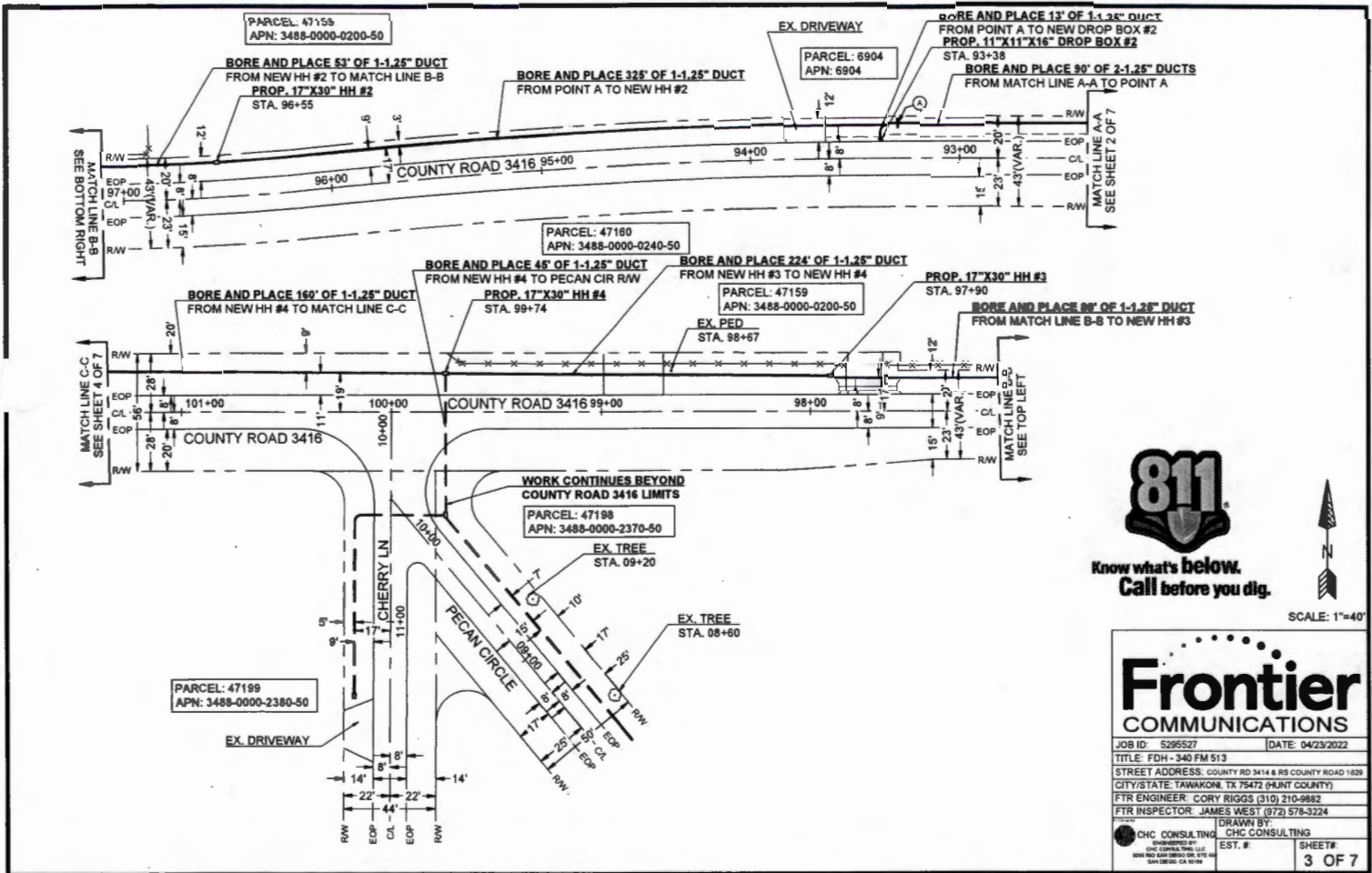
HUNT COUNTY
RAINS COUNTY

SCALE: 1"=40'



Know what's below.
Call before you dig.

Frontier COMMUNICATIONS	
JOB ID: 522 6527	DATE: 04/23/2022
TITLE: FDI-340 FM 513	
STREET ADDRESS: COUNTY RD 3414 & RS COUNTY ROAD 1629	
CITY/STATE: TAWAKONI, TX 75472 (HUNT COUNTY)	
FTR ENGINEER: CORY RIGGS (310) 210-9882	
FTR INSPECTOR: JAMES WEST (972) 578-3224	
DRAWN BY: CHC CONSULTING	
 CHC CONSULTING CORPORATE OFFICE 1401 WEST 14TH STREET SUITE 400 DALLAS, TEXAS 75202	EST. #: SHEET #: 2 OF 7



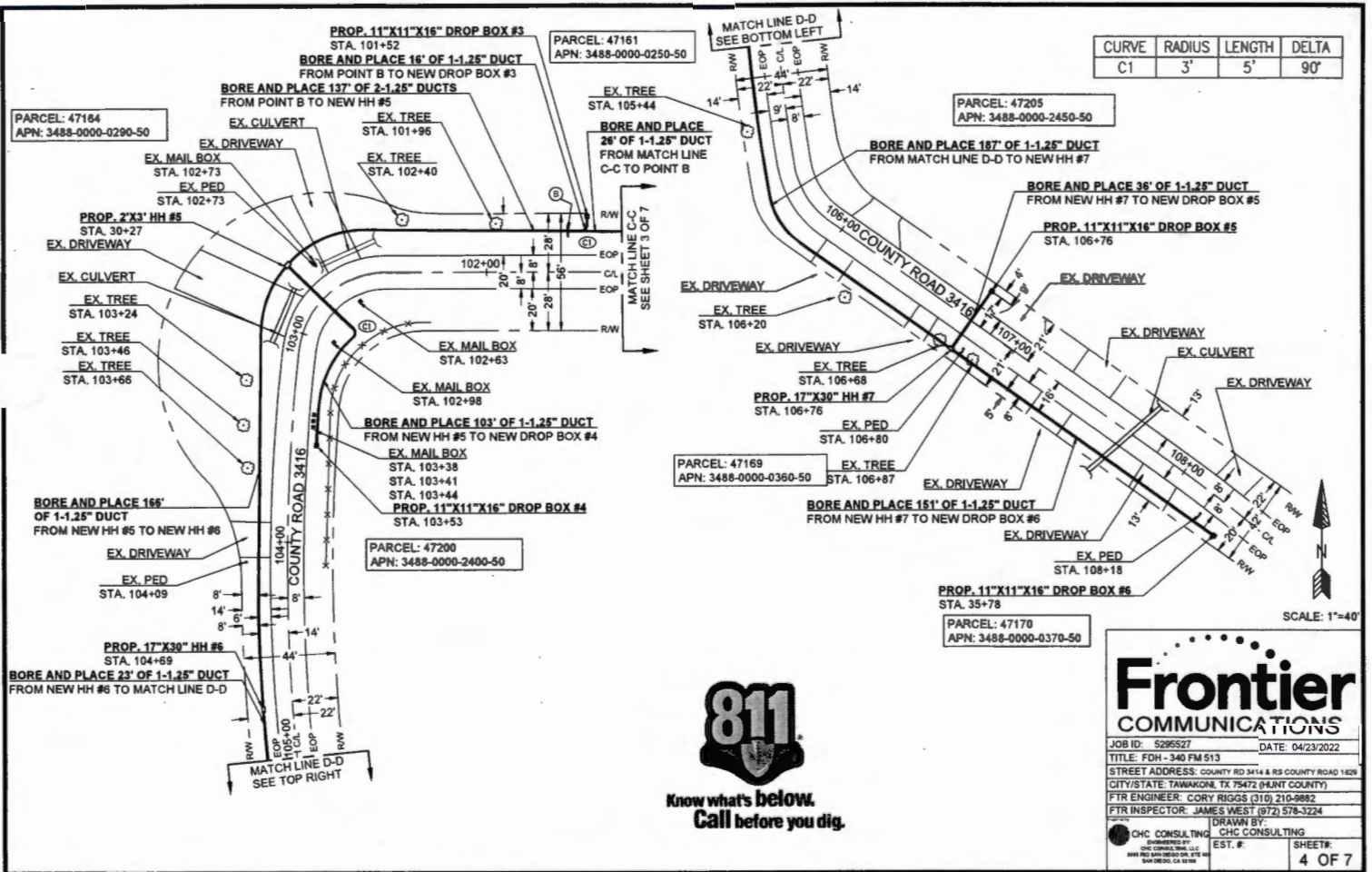
Know what's below.
Call before you dig.

SCALE: 1"=40'



Frontier COMMUNICATIONS

JOB ID: 5295527	DATE: 04/23/2022
TITLE: FDH - 340 FM 513	
STREET ADDRESS: COUNTY RD 3414 & RS COUNTY ROAD 1838	
CITY/STATE: TAWAKONI, TX 75472 (HUNT COUNTY)	
FTR ENGINEER: CORY RIGGS (310) 210-9882	
FTR INSPECTOR: JAMES WEST (972) 578-3224	
DRAWN BY: CHC CONSULTING	
EST. #	SHEET#
	3 OF 7



CURVE	RADIUS	LENGTH	DELTA
C1	3'	5'	90'

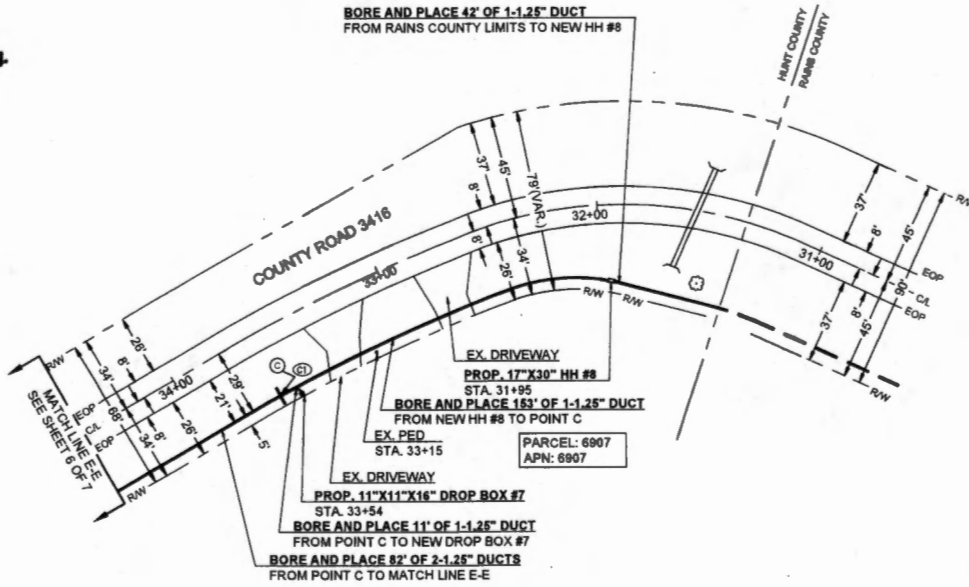
811
Know what's below.
Call before you dig.

Frontier COMMUNICATIONS
 JOB ID: 5296527 DATE: 04/23/2022
 TITLE: FDI - 340 FM 513
 STREET ADDRESS: COUNTY RD 3414 & RS COUNTY ROAD 142W
 CITY/STATE: TAMAKONI, TX 75472 (HUNT COUNTY)
 FTR ENGINEER: CORY RIGGS (310) 210-9882
 FTR INSPECTOR: JAMES WEST (972) 578-3224
 DRAWN BY: CHC CONSULTING
 EST. #: CHC CONSULTING
 SHEET: 4 OF 7

CURVE	RADIUS	LENGTH	DELTA
C1	3'	6'	101'



Know what's below.
Call before you dig.



Frontier COMMUNICATIONS

JOB ID: 5295527 DATE: 04/23/2022

TITLE: FDH - 340 FM 513

STREET ADDRESS: COUNTY RD 341 & RS COUNTY ROAD 1620

CITY/STATE: TAWAKONI, TX 75472 (HUNT COUNTY)

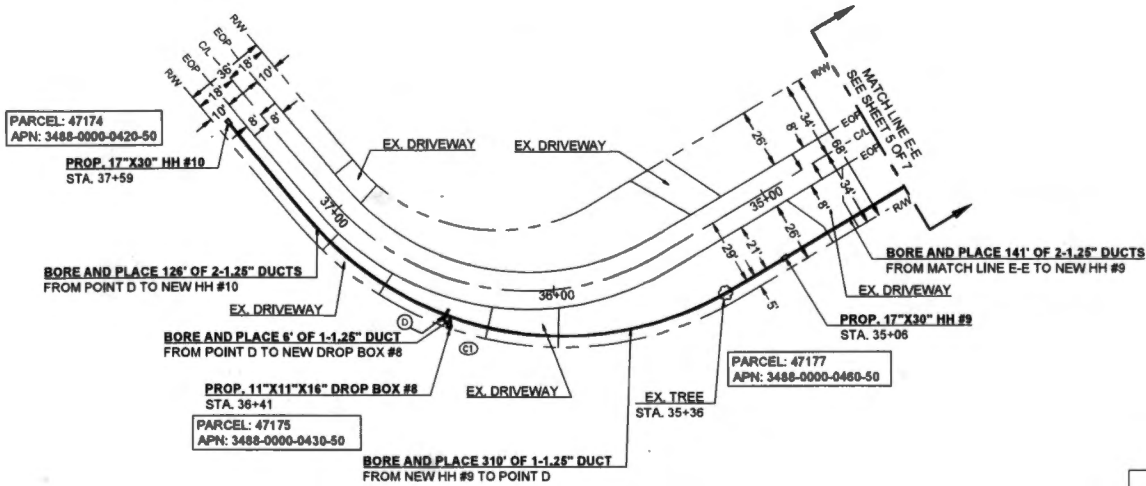
FTR ENGINEER: CORY RIGGS (319) 210-9882

FTR INSPECTOR: JAMES WEST (972) 578-3224

CHC CONSULTING DRAWN BY: CHC CONSULTING

EST. # SHEET: 5 OF 7

CURVE	RADIUS	LENGTH	DELTA
C1	3'	6'	101'



Frontier COMMUNICATIONS

JOB ID: 5295527 DATE: 04/23/2022

TITLE: FDH - 340 FM 513

STREET ADDRESS: COUNTY RD 3414 & RS COUNTY ROAD 1429

CITY/STATE: TAWAKONI, TX 75472 (HUNT COUNTY)

FTR ENGINEER: CORY RIGGS (310) 210-9882

FTR INSPECTOR: JAMES WEST (972) 578-3224

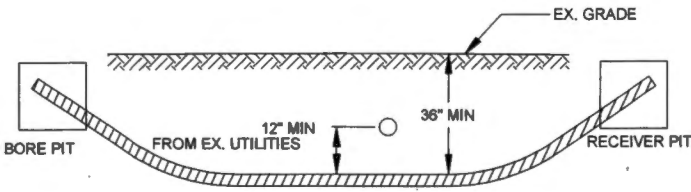
DRAWN BY: CHC CONSULTING

CHC CONSULTING EST. #

CHC CONSULTING, INC. SHEET: 6 OF 7

3845 WILSON DRIVE, SUITE 100 SAN ANTONIO, TX 78241

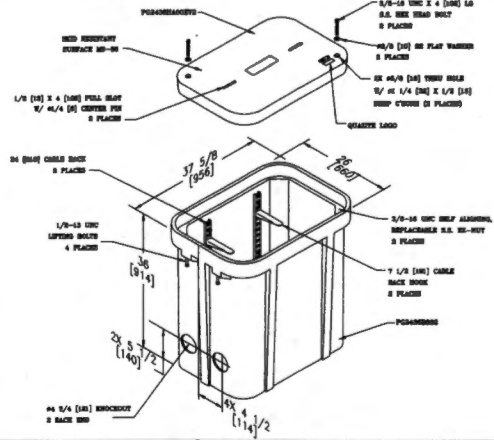
MINIMUM STANDARDS FOR DIRECTIONAL BORING



- PLACE END MARKER WITH UTILITY OWNER'S NAME DESCRIBING CONDUIT
- BORE PIT TO BE BACKFILLED AND COMPACTED IN 12" LIFTS WITH MATERIAL REMOVED
- FLOW OF DITCH MUST BE MAINTAINED AT ALL TIMES
- PROTECT ROOTS AT ALL TREE LOCATIONS, SHIFT BORE TRENCH IF NECESSARY

TYPICAL BORE DETAIL

SCALE
N.T.S. 1



2' X 3' HAND HOLE

SCALE
N.T.S. 2

Frontier COMMUNICATIONS

JOB ID: 5295527 DATE: 04/23/2022

TITLE: FDH - 340 FM 513

STREET ADDRESS: COUNTY RD 3414 & RS COUNTY ROAD 1429

CITY/STATE: TAWAKONI, TX 78472 (HUNT COUNTY)

FTR ENGINEER: CORY RIGGS (310) 210-9882

FTR INSPECTOR: JAMES WEST (972) 578-3224

ENGINEERED BY: CHC CONSULTING
CHC CONSULTING
1000 P.O. BOX 10000, SUITE 100
SAN ANTONIO, TX 78201

DRAWN BY: CHC CONSULTING
EST. BY: CHC CONSULTING

SHEET: 7 OF 7

17,440 (61)



FILED FOR RECORD
at 1:00 o'clock P M
MAY 10 2022

04/12/2022
CHC Consulting
9095 Rio San Diego Dr. Ste 450
San Diego, CA 92108

BECKY LANDRUM
County Clerk, Hubb County, Tex.
By

**HH Placement/Boring/Duct Installation
Project # 5295351**

Greetings,

Frontier communications is requesting permission to place (3) 2'X3' HH, (3) 17"X30" HH, and bore 1420' to place 705' of (2)-1.25" ducts and 715' of (1)-1.25" duct. This request is for road crossings on County Road 3604.

Please, see the attached construction package for location and proposed work details. If you have any questions, please contact me at any time.

Sincerely,

Darrin Albrecht
Manager, FTTH Quality Control
Central Region
Darrin.l.albrecht@ftr.com
281-229-0849

Submitted by:
Brittany Bruneau
CHC Consulting Permit Coordinator
bbruneau@chcconsulting.com

County Approval Section:

Approved: _____

Denied: _____

Authorized Signature: _____ Date: _____

**FRONTIER COMMUNICATION
CONSTRUCTION SPECIFICATIONS**

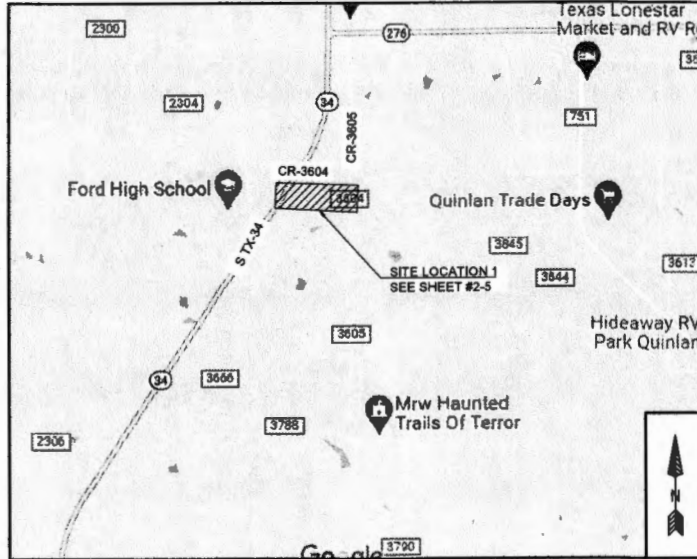
1. Contact Frontier Engineer CORY RIGGS at (310) 210-0882 sixty (60) days prior to need of service in order to confirm compliance, order materials, and schedule work force. NOTE: FRONTIER COMMUNICATIONS, INCORPORATED, RESERVES THE RIGHT TO REFUSE ANY CONDUIT, PULL BOXES, MANHOLES, OR UTILITY BOXES THAT DEVIATE FROM PLANS AND SPECIFICATIONS.
2. All conduit floor bends to have a minimum thirty-six (36) inch radius.
3. All horizontal ninety (90) degree bends shall have a minimum radius of 5.5 feet and all vertical ninety (90) degree bends shall have a minimum radius of three feet. No more than two ninety (90) degree horizontal bends shall be placed in any single run unless otherwise specified. Contact the Frontier engineer concerning any required deviations.
4. All conduit must be proven using a mandrel no less than a 1/2" smaller than the conduit placed. Wall to wall measurements must be taken with a measured tape and a 3/8" polypropylene pull rope in each duct. An accurate wall to wall measurement of conduit placed must be As-built on an approved Frontier construction plan. A copy of the As-built conduit work order must be provided to the Frontier Inspector assigned to your project.
5. Place weatherproof caps on all terminated conduits.
6. Approved plastic conduit (PVC Sch. 40, TYPE-C or HDPE (2") is to be used in underground construction unless otherwise specified.
7. Conduit terminated on a pole must be PVC Sch. 80. Location of floor on pole will be called out by engineering on the construction plan.
8. Conduit placed in same trench with primary power conduit must be separated by a minimum of twelve (12) inches of well-packed sand or three inches of concrete, and have a run of thirty-six (36) inches of cover when placed behind curb face. All street signs and conduits placed in the street portion of the roadway must have a minimum of eight (8) inches of cover to top of pipe. CONTACT THE FRONTIER INSPECTOR 48 HOURS BEFORE TRENCHING AND UPON COMPLETION OF YOUR SUBSTRUCTURES TO SCHEDULE THE FINAL INSPECTION.

CONDUIT DESIGN

**FDH - 123 CR-3604
CR-3604 & S TX-34
QUINLAN, TX 75474**

ABBREVIATIONS

BLDG	BUILDING	PED	PEDESTAL (UTILITY)
CL	CENTER LINE	PVC	POLYVINYL CHLORIDE
CONC	CONCRETE	P/L	PROPERTY LINE
CSW	CONCRETE SIDEWALK	RR	RAILROAD
DWY	DRIVEWAY	R/W	RIGHT OF WAY
EOC	EDGE OF CURB	SL	STREET LIGHT
EOP	EDGE OF PAVEMENT	W-BLDG	WALL TO BUILDING
ETW	ETW LINE	W-P	WALL TO POLE
HH	HANDHOLE	W-W	WALL TO WALL
MH	MANHOLE	P.U.E.	PUBLIC UTILITY EASEMENT
NTS	NOT TO SCALE	P.S.E.	PUBLIC SERVICE EASEMENT
		C/G	CURB & GUTTER



VICINITY MAP
NTS

**PERMITTING AGENCY:
HUNT COUNTY**

PICK UP POINT: TxDOT RW
PATH FOOTAGE: SORE = 1422'
MATERIALS:
(3) NEW 2703' HH
(3) NEW 17'30" HH
705' OF (2)-1.25" DUCTS
715' OF (1)-1.25" DUCTS



Know what's below.
Call before you dig

-HDPE AND PVC FOOTAGES DO NOT INCLUDE SWEEPS
-ACTUAL FOOTAGES OF HDPE AND PVC WILL BE NEEDED TO ORDER MATERIALS. PLEASE INCLUDE MEASURED TAPE IN ALL PVCS.
-FRONTIER INSPECTOR SHALL BE PRESENT ON SITE WHEN CONTRACTOR NEEDS TO ACCESS ANY EXISTING FRONTIER FACILITY.

LEGEND

	New Trench
	New Bore
	Existing Gas
	Existing Water
	Existing Telephone
	Existing Sewer
	Existing Storm Drain
	Existing Electric
	Existing Manhole
	Existing Handhole (2'x3' or 17'x30')
	DUAL
	X-CONNECT
	POWER PEDESTAL
	TELE PEDESTAL
	3' x 5' PULL BOX
	POLE

Frontier COMMUNICATIONS

JOB ID: 5295351 DATE: 04/22/2022
TITLE: 123 CR-3604
STREET ADDRESS: 123 CR-3604
CITY/STATE: QUINLAN, TX 75474 (HUNT COUNTY)
FTR ENGINEER: CORY RIGGS (310) 210-0882
FTR INSPECTOR: JAMES WEST (972) 578-3224

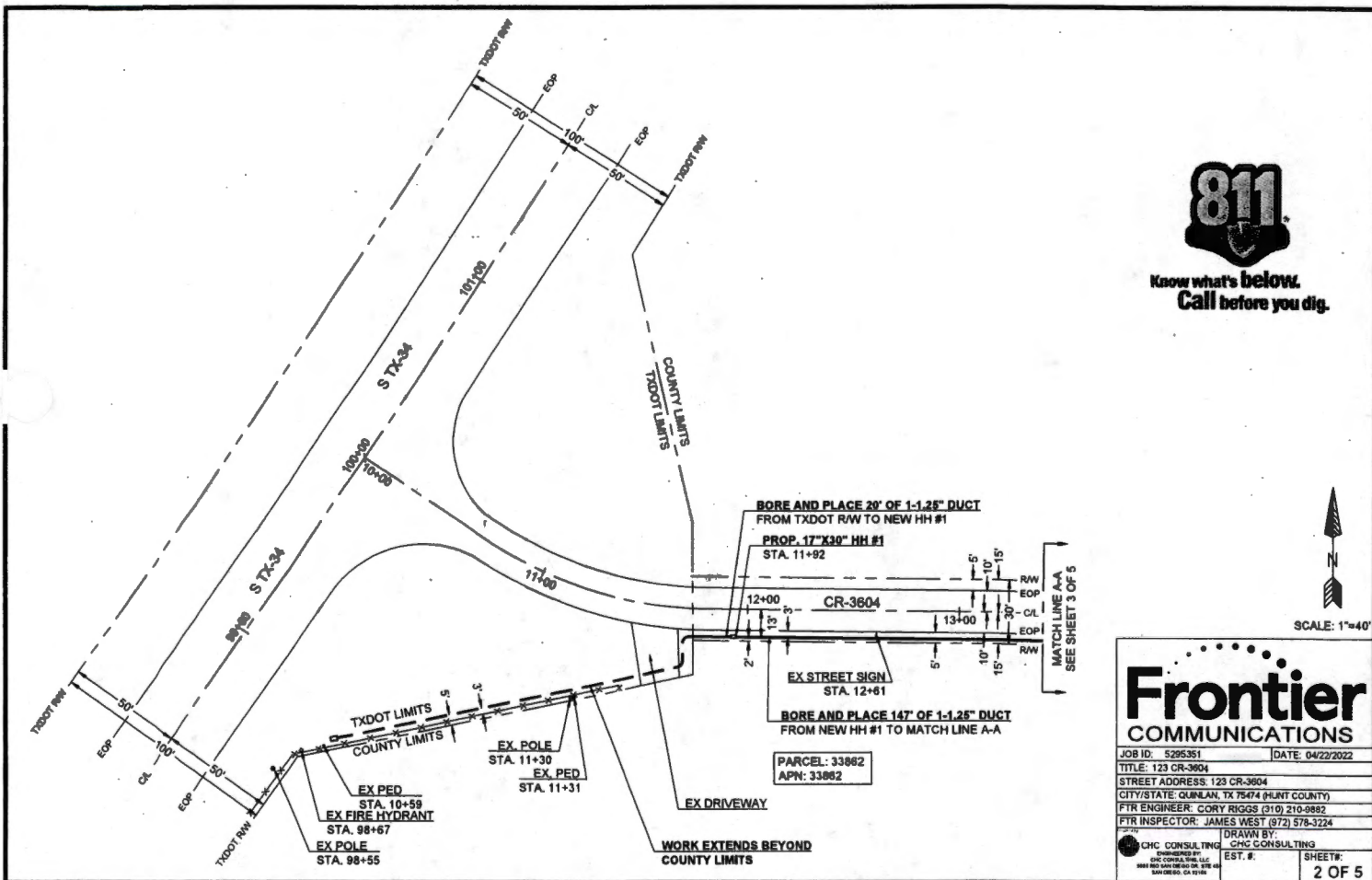
CHC CONSULTING CHC CONSULTING
EST. #:
SHEETS: 1 OF 5



Know what's below.
Call before you dig.

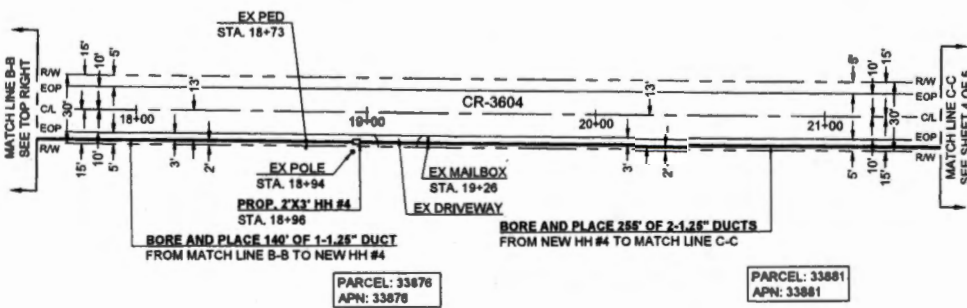
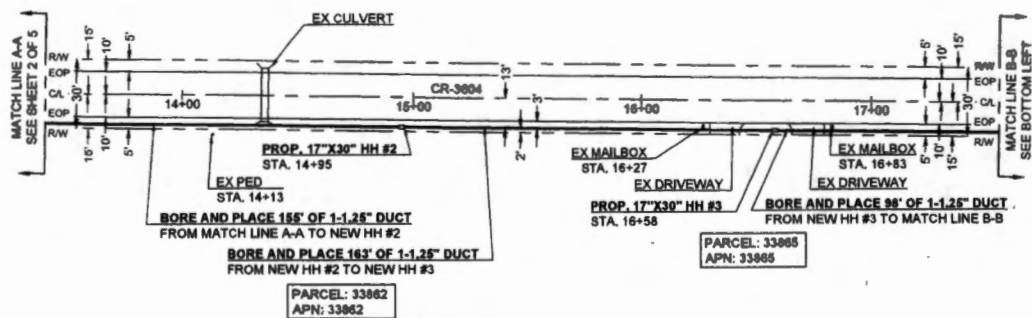


SCALE: 1"=40'



Frontier COMMUNICATIONS

JOB ID: 5295351	DATE: 04/22/2022
TITLE: 123 CR-3604	
STREET ADDRESS: 123 CR-3604	
CITY/STATE: QUINLAN, TX 75474 (HUNT COUNTY)	
FTR ENGINEER: CORY RIGGS (310) 210-8882	
FTR INSPECTOR: JAMES WEST (972) 578-3224	
<small> GFC CONSULTING INCORPORATED BY ORDER OF THE STATE OF TEXAS SAN ANTONIO, TX 78248 </small>	<small> DRAWN BY: GFC CONSULTING EST. #: SHEETS: </small>
2 OF 5	



Frontier COMMUNICATIONS

JOB ID: 5295351 | DATE: 04/22/2022

TITLE: 123 CR-3604

STREET ADDRESS: 123 CR-3604

CITY/STATE: GUN LAM, TX 75474 (HUNT COUNTY)

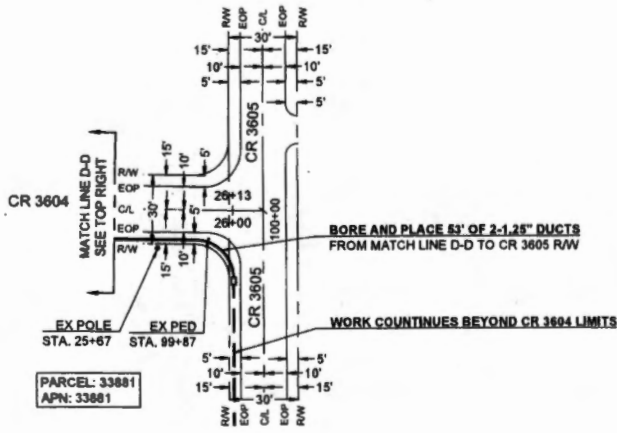
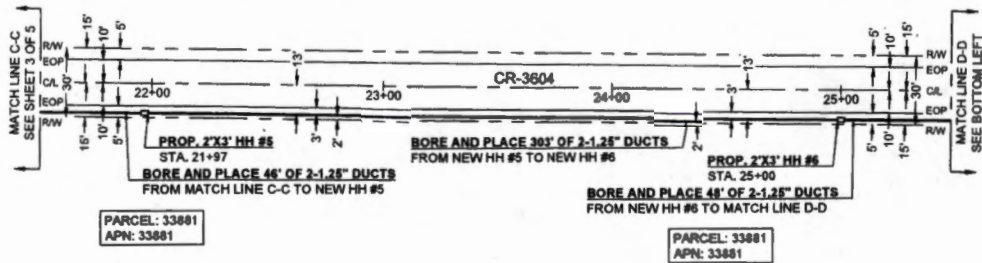
FTR ENGINEER: CORY RIGGS (310) 210-0882

FTR INSPECTOR: JAMES WEST (972) 578-3224

DRAWN BY: CHC CONSULTING

EST. #: | SHEET: 3 OF 5

CHC CONSULTING
CHC CONSULTING
1100 SAN DIEGO BL, STE 140
SAN DIEGO, CA 92108



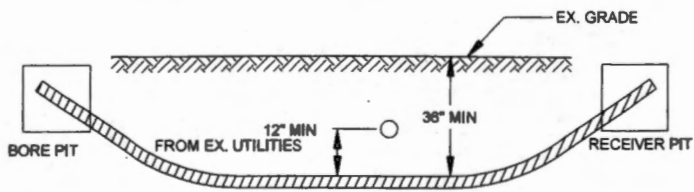
Know what's below.
Call before you dig.



SCALE: 1"=40'

Frontier COMMUNICATIONS	
JOB ID: 5295351	DATE: 04/22/2022
TITLE: 123 CR-3604	
STREET ADDRESS: 123 CR-3604	
CITY/STATE: QUINLAN, TX 75474 (HUNT COUNTY)	
FTR ENGINEER: CORY RIGGS (310) 210-8882	
FTR INSPECTOR: JAMES WEST (972) 578-3224	
CHC CONSULTING <small>INCORPORATED BY ENG CORP. REG. NO. 1774 800 EAST CEDAR ST. STE 40 SAN ANTONIO, TX 78205</small>	DRAWN BY: CHC CONSULTING EST. #:
SHEET#: 4 OF 5	

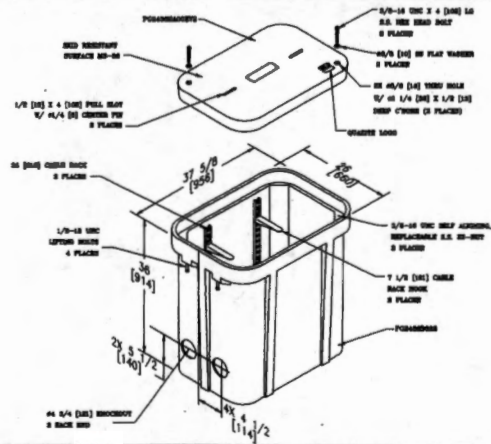
MINIMUM STANDARDS FOR DIRECTIONAL BORING



- PLACE END MARKER WITH UTILITY OWNER'S NAME DESCRIBING CONDUIT
- BORE PIT TO BE BACKFILLED AND COMPACTED IN 12" LIFTS WITH MATERIAL REMOVED
- FLOW OF DITCH MUST BE MAINTAINED AT ALL TIMES
- AVOID ROOTS AT ALL TREE LOCATIONS, SHIFT BORE TRENCH IF NECESSARY

TYPICAL BORE DETAIL

SCALE 1
N.T.S.



2' X 3' HAND HOLE

SCALE 2
N.T.S.

JOB ID: 5295351		DATE: 04/22/2022
TITLE: 123 CR-3604		
STREET ADDRESS: 123 CR-3604		
CITY/STATE: QUINLAN, TX 75474 PLANT COUNTY		
FTR ENGINEER: CORY RIGGS (310) 210-9882		
FTR INSPECTOR: JAMES WEST (572) 578-3224		
DRAWN BY: CHC CONSULTING		EST. #:
CHC CONSULTING		SHEET #:
5 OF 5		

17,440 (62)



FILED FOR RECORD
at 1:00 o'clock P M

MAY 10 2022

BECKY LANDRUM
County Clerk, Hunt County, Tex.
By

04/27/2022
CHC Consulting
9095 Rio San Diego Dr. Ste 450
San Diego, CA 92108

**HH Placement/Boring/Duct Installation
Project # 5295351**

Greetings,

Frontier communications is requesting permission to place (15) new 2'X3' HH and bore and place 4470' of (2)-1.25" ducts. This request is for road crossings on County Road 3605.

Please, see the attached construction package for location and proposed work details. If you have any questions, please contact me at any time.

Sincerely,

Darrin Albrecht
Manager, FTTH Quality Control
Central Region
Darrin.l.albrecht@ftr.com
281-229-0849

Submitted by:
Brittany Bruneau
CHC Consulting Permit Coordinator
bbruneau@chcconsulting.com

County Approval Section:

Approved: _____

Denied: _____

Authorized Signature: _____ Date: _____

**FRONTIER COMMUNICATION
CONSTRUCTION SPECIFICATIONS**

1. Contact Frontier Engineer CORY RIGGS at (310) 210-8882 sixty (60) days prior to need of service in order to confirm compliance, order materials, and schedule work forces. NOTE: FRONTIER COMMUNICATIONS, INCORPORATED, RESERVES THE RIGHT TO REFUSE ANY CONDUIT, PULL BOXES, MANHOLES, OR UTILITY BOXES THAT DEVIATE FROM PLANS AND SPECIFICATIONS.
2. All conduit steel bends to have a minimum thirty-six (36) inch radius.
3. All horizontal ninety (90) degree bends shall have a minimum radius of 10.5 feet and all vertical ninety (90) degree bends shall have a minimum radius of three feet. No more than two ninety (90) degree horizontal bends shall be placed in any single run unless otherwise specified. Contact the Frontier engineer concerning any required deviations.
4. All conduit must be proven using a mandrel no less than a 1/2" smaller than the conduit placed. Wall to wall measurements must be taken with a measured tape and a 3/8" polypropylene pull rope in each duct. An accurate wall to wall measurement of conduit placed must be As-built on an approved Frontier construction plan. A copy of the As-built conduit work order must be provided to the Frontier Inspector assigned to your project.
5. Place weatherproof caps on all terminated conduits.
6. Approved plastic conduit (PVC Sch. 40, TYPE-C or HDPE (2") is to be used in underground construction unless otherwise specified.
7. Conduit terminated on a pole must be PVC Sch. 80. Location of steel on pole will be called out by engineering on the construction plan.
8. Conduit placed in same trench with primary power conduit must be separated by a minimum of twelve (12) inches of well-packed sand or three inches of concrete, and have a minimum of thirty-six (36) inches of cover when placed behind curb face. All street signs and conduits placed in the driven portion of the roadway must have a minimum of eight (8) inches of cover to top of pipe. CONTACT THE FRONTIER INSPECTOR 48 HOURS BEFORE TRENCHING AND UPON COMPLETION OF YOUR SUBSTRUCTURES TO SCHEDULE THE FINAL INSPECTION.

**PERMITTING AGENCY:
HUNT COUNTY**

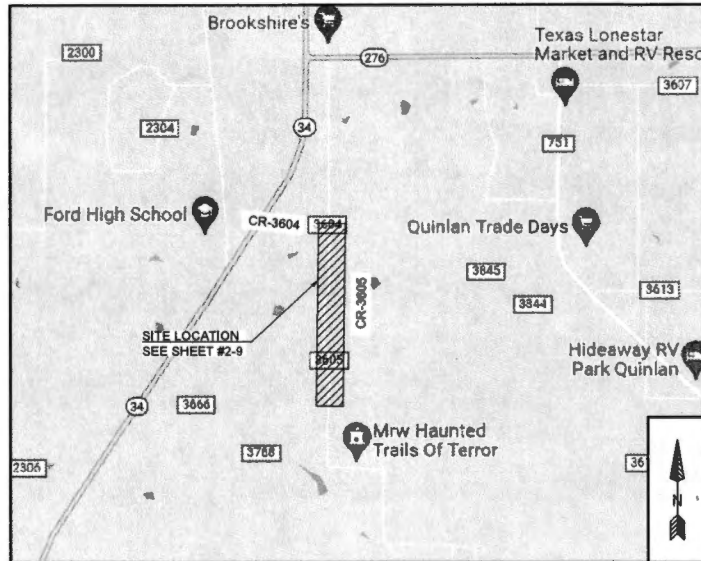
PICK UP POINT: CR 3604 RAW
PATH FOOTAGE: BORE = 4470'
MATERIALS: (15) NEW 2"x3" HH 4470' OF (2)-1.25" DUCTS



Know what's below.
Call before you dig

CONDUIT DESIGN

**FDH - 193 CR-3604
CR-3604 & CR-3605
QUINLAN, TX 75474**



VICINITY MAP
NTS

-HDPE and PVC FOOTAGES DO NOT INCLUDE SWEEPS
-ACTUAL FOOTAGES OF HDPE AND PVC WILL BE NEEDED TO ORDER MATERIALS. PLEASE INCLUDE MEASURED TAPE IN ALL PVCS.
-FRONTIER INSPECTOR SHALL BE PRESENT ON SITE WHEN CONTRACTOR NEEDS TO ACCESS ANY EXISTING FRONTIER FACILITY.

ABBREVIATIONS

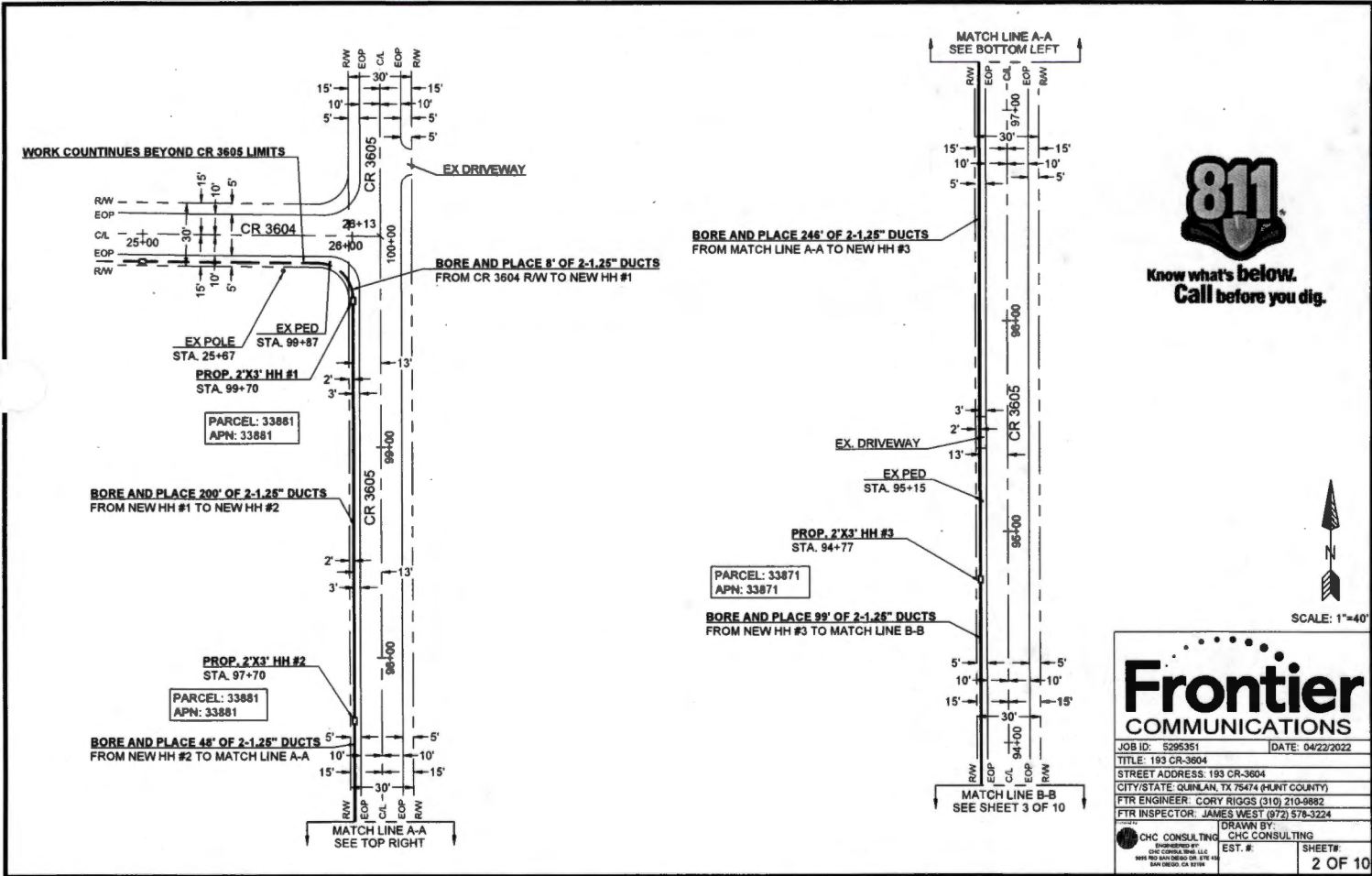
BLDG	BUILDING	PED	PEDESTAL (UTILITY)
CL	CENTER LINE	PVC	POLYVINYL CHLORIDE
CONC	CONCRETE	P/L	PROPERTY LINE
CSW	CONCRETE SIDEWALK	RR	RAILROAD
DWY	DRIVEWAY	RW	RIGHT OF WAY
EOC	EDGE OF CURB	BL	STREET LIGHT
EOP	EDGE OF PAVEMENT	W-BLDG	WALL TO BUILDING
ETW	ETW LINE	W-P	WALL TO POLE
MH	HANDHOLE	W-W	WALL TO WALL
MH	MANHOLE	P.U.E.	PUBLIC UTILITY EASEMENT
NTS	NOT TO SCALE	P.S.E.	PUBLIC SERVICE EASEMENT
		CG	CURB & GUTTER

LEGEND

	New Trench
	New Bore
	Existing Gas
	Existing Water
	Existing Telephone
	Existing Sewer
	Existing Storm Drain
	Existing Electric
	Existing Manhole
	Existing Handhole (2'x3' or 17'x30')
	DSLAM
	X-CONNECT
	POWER PEDESTAL
	TELECO PEDESTAL
	3' x 5' PULL BOX
	POLE

Frontier COMMUNICATIONS

JOB ID: 5295351 DATE: 04/22/2022
 TITLE: 193 CR-3604
 STREET ADDRESS: 193 CR-3604
 CITY/STATE: QUINLAN, TX 75474 (HUNT COUNTY)
 FTR ENGINEER: CORY RIGGS (310) 210-8882
 FTR INSPECTOR: JAMES WEST (972) 578-3224
 DRAWN BY: CHC CONSULTING
 EST. #: CHC CONSULTING
 SHEETS: 1 OF 10



Know what's below.
Call before you dig.



SCALE: 1"=40'

Frontier COMMUNICATIONS

JOB ID: 5295351 DATE: 04/22/2022

TITLE: 193 CR-3604

STREET ADDRESS: 193 CR-3604

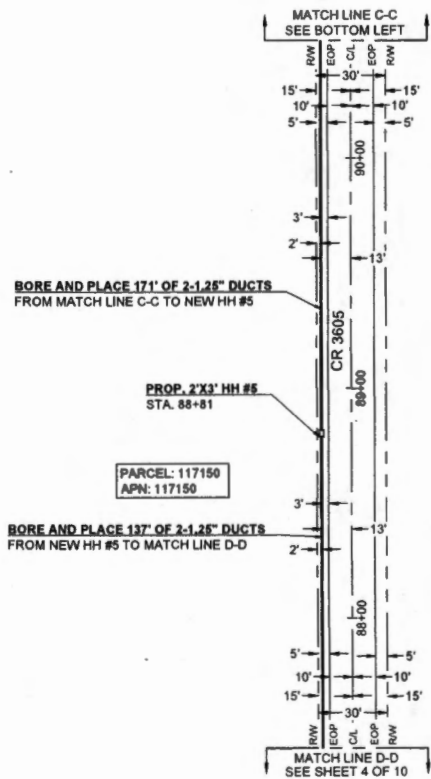
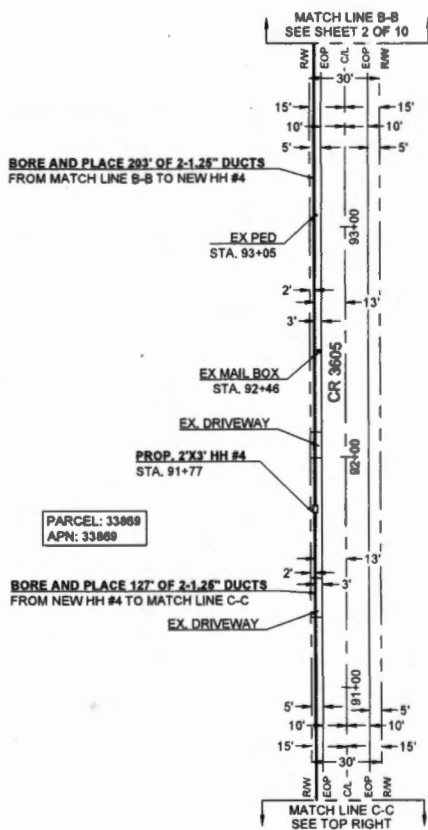
CITY/STATE: QUINLAN, TX 75474 (HUNT COUNTY)

FTR ENGINEER: CORY RIGGS (310) 210-8882

FTR INSPECTOR: JAMES WEST (972) 578-3224

CHC CONSULTING CHC CONSULTING

EST. #. SHEETS: 2 OF 10



Know what's below.
Call before you dig.



SCALE: 1"=40'

Frontier COMMUNICATIONS

JOB ID: S295351 DATE: 04/22/2022

TITLE: 193 CR-3604

STREET ADDRESS: 193 CR-3604

CITY/STATE: QUINLAN, TX 75474 (HUNT COUNTY)

FTR ENGINEER: CORY RIGGS (310) 210-8882

FTR INSPECTOR: JAMES WEST (972) 578-3224

CHC CONSULTING DRAWN BY: CHC CONSULTING

EST. # SHEET#

3 OF 10



Know what's below.
Call before you dig.



SCALE: 1"=40'

Frontier COMMUNICATIONS

JOB ID: 5295351 DATE: 04/22/2022

TITLE: 193 CR-3604

STREET ADDRESS: 193 CR-3604

CITY/STATE: GUNNAN, TX 75474 (HUNT COUNTY)

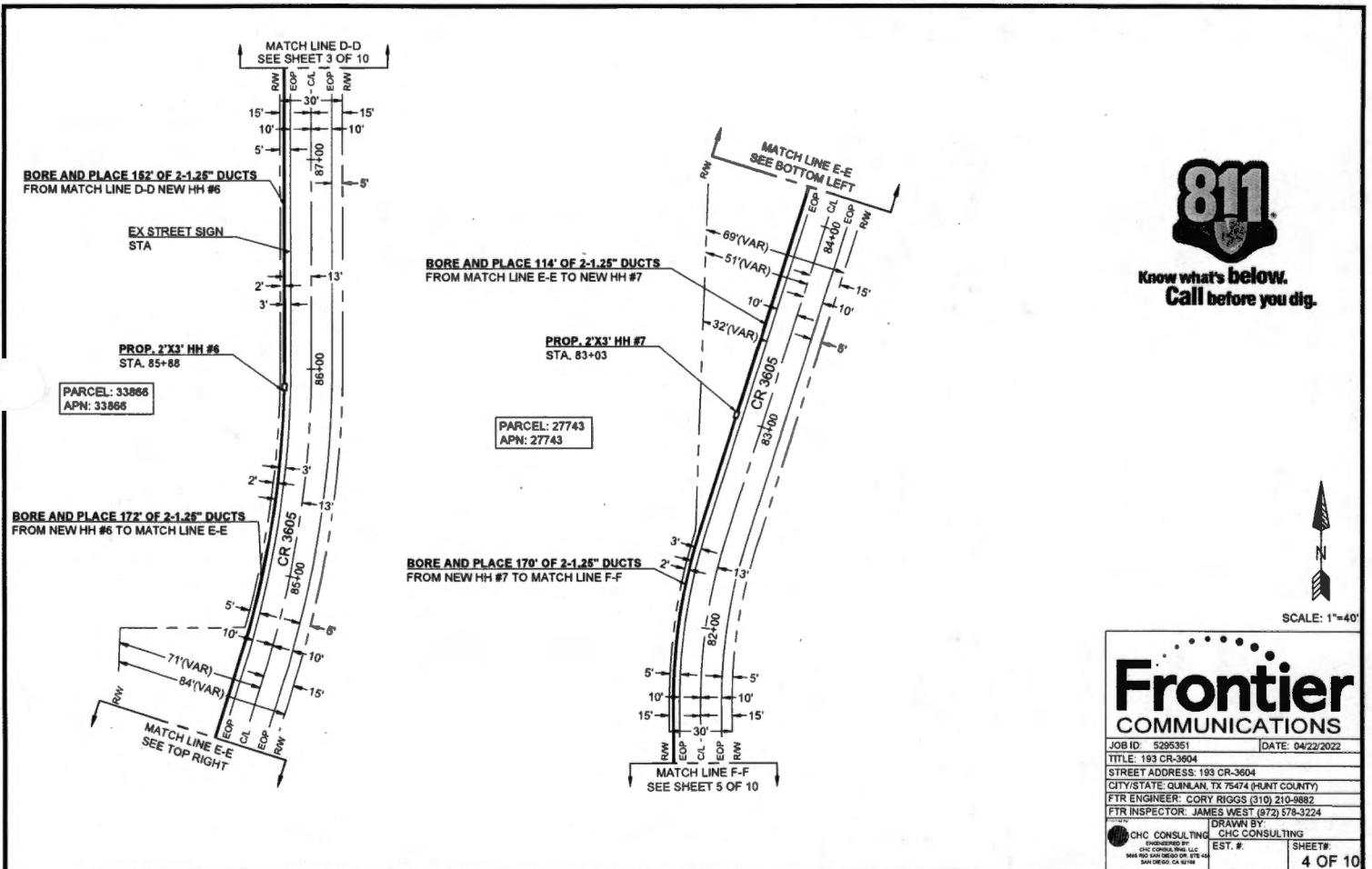
FTR ENGINEER: CORY RIGGS (310) 210-9882

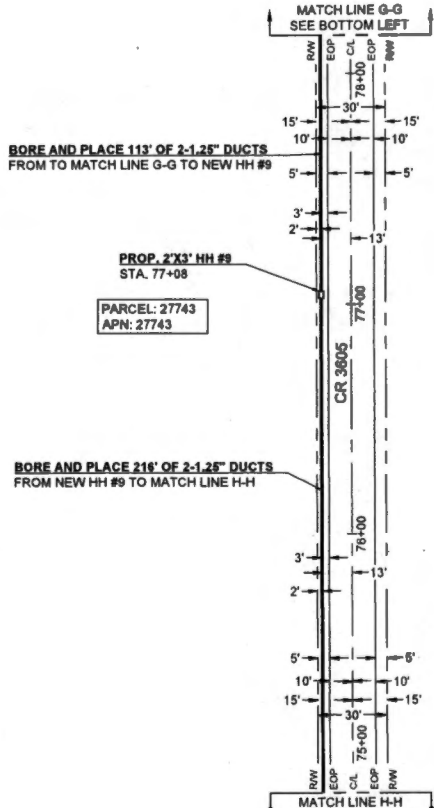
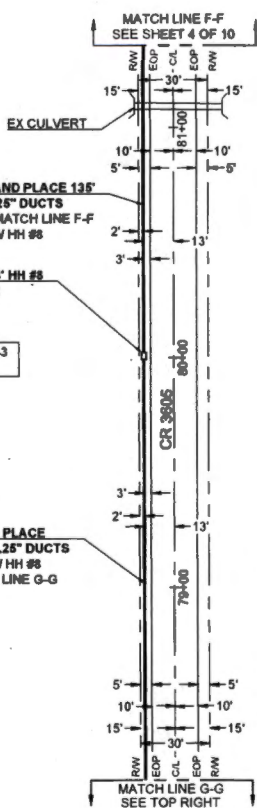
FTR INSPECTOR: JAMES WEST (972) 578-3224

DRAWN BY: CHC CONSULTING

CHC CONSULTING EST. #.

4 OF 10





Know what's below.
Call before you dig.



Frontier COMMUNICATIONS

JOB ID: 5295351 DATE: 04/22/2022

TITLE: 193 CR-3604

STREET ADDRESS: 193 CR-3604

CITY/STATE: QUINLAN, TX 75474 (HUNT COUNTY)

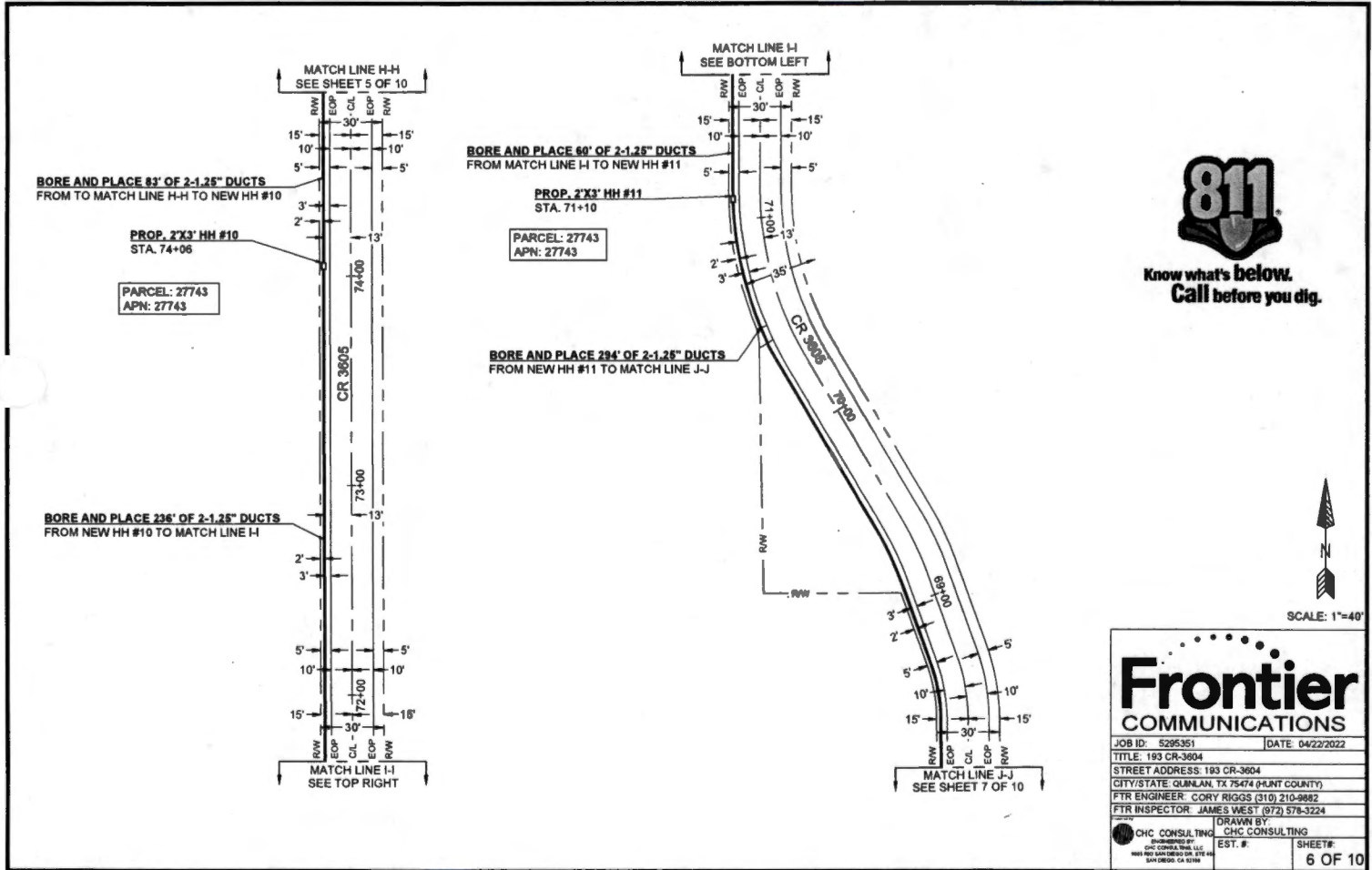
FTR ENGINEER: CORY RIGGS (310) 210-9882

FTR INSPECTOR: JAMES WEST (972) 578-3224

DRAWN BY: CHC CONSULTING

EST. #. SHEET#

5 OF 10



Know what's below.
Call before you dig.



Frontier COMMUNICATIONS

JOB ID: 5295351 DATE: 04/22/2022

TITLE: 193 CR-3604

STREET ADDRESS: 193 CR-3604

CITY/STATE: QUINLAN, TX 75474 (HUNT COUNTY)

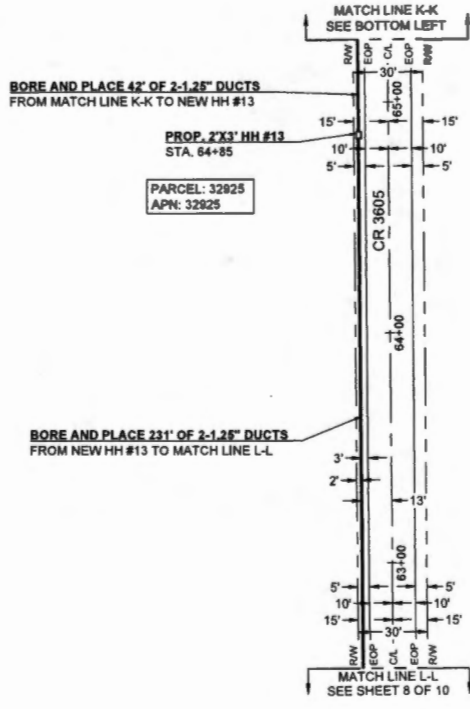
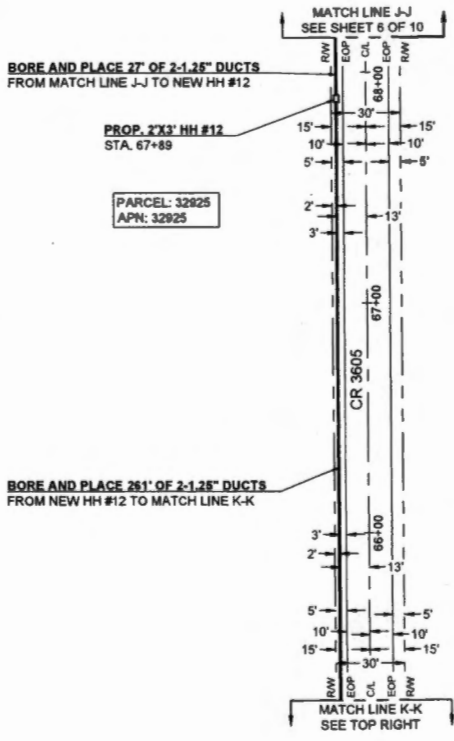
FTR ENGINEER: CORY RIGGS (310) 210-9882

FTR INSPECTOR: JAMES WEST (972) 578-3224

DRAWN BY: CHC CONSULTING

EST. #: CHC CONSULTING

SHEET#: 6 OF 10



Know what's below.
Call before you dig.



SCALE: 1"=40'

Frontier COMMUNICATIONS

JOB ID: 5295351 DATE: 04/22/2022

TITLE: 193 CR-3604

STREET ADDRESS: 193 CR-3604

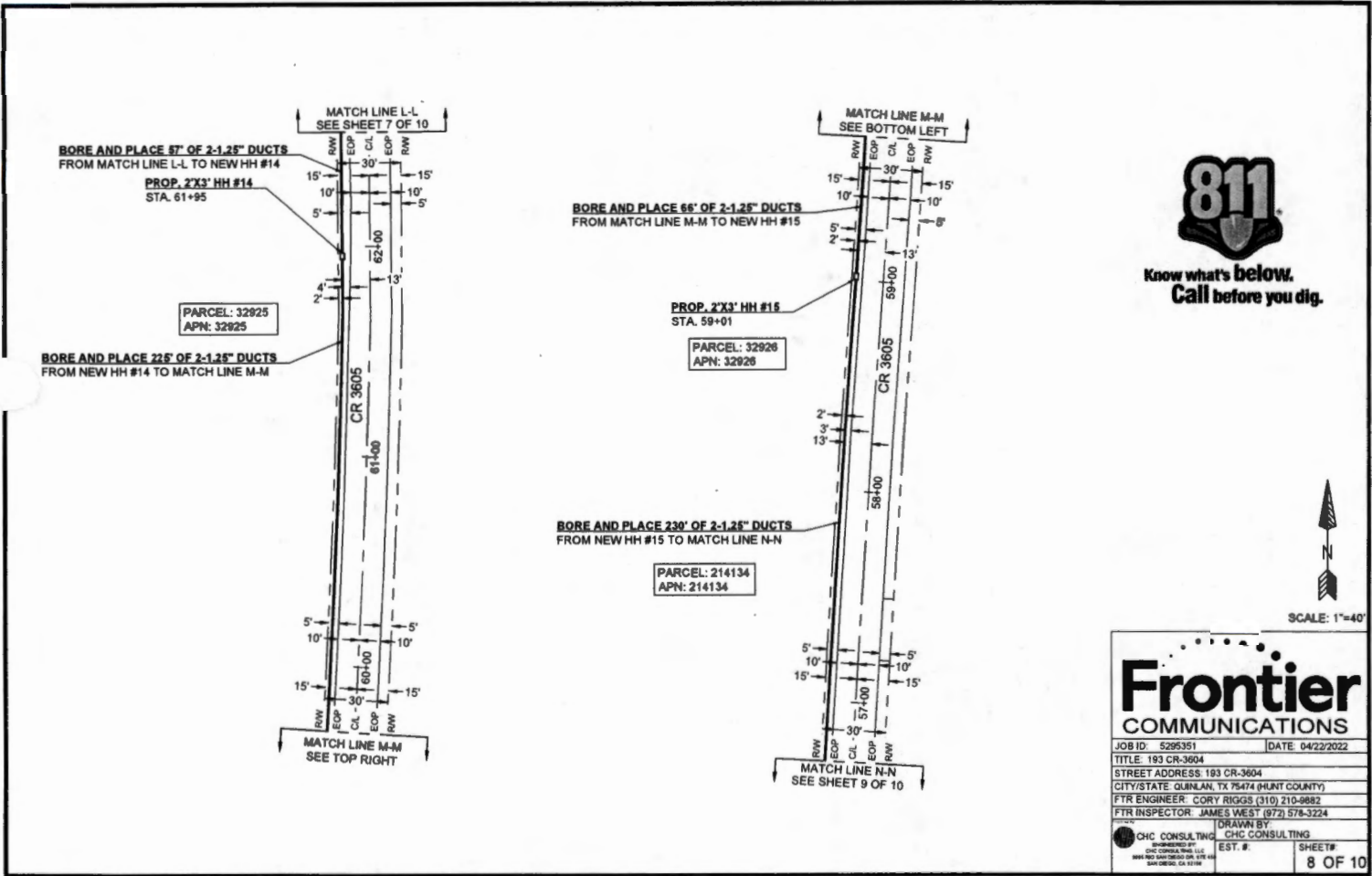
CITY/STATE: QUINLAN, TX 75474 (HUNT COUNTY)

FTR ENGINEER: CORY RIGGS (319) 210-9882

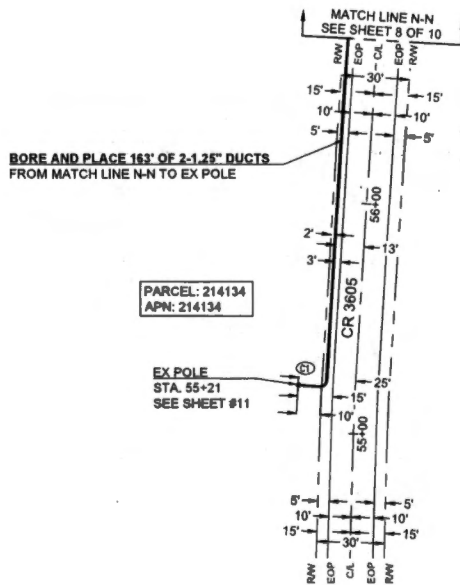
FTR INSPECTOR: JAMES WEST (972) 578-3224

DRAWN BY: CHC CONSULTING

EST. #: SHEET#: 7 OF 10




CURVE	RADIUS	LENGTH	DELTA
C1	3'	5'	90°



PARCEL: 214134
APN: 214134

EX POLE
STA. 55+21
SEE SHEET #11



SCALE: 1"=40'



Frontier COMMUNICATIONS

JOB ID: 5295351 DATE: 04/22/2022

TITLE: 193 CR-3604

STREET ADDRESS: 193 CR-3604

CITY/STATE: QUINLAN, TX 75474 (HUNT COUNTY)

FTR ENGINEER: CORY RIGGS (310) 210-9882

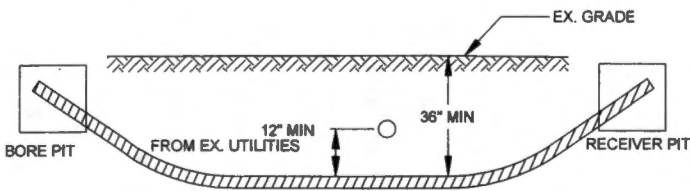
FTR INSPECTOR: JAMES WEST (972) 578-3224

DRAWN BY: CHC CONSULTING

EST. #: CHC CONSULTING

SHEET#: 9 OF 10

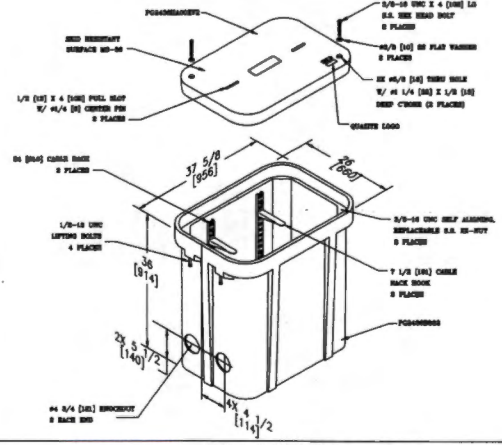
MINIMUM STANDARDS FOR DIRECTIONAL BORING



- PLACE END MARKER WITH UTILITY OWNER'S NAME DESCRIBING CONDUIT
- BORE PIT TO BE BACKFILLED AND COMPACTED IN 12" LIFTS WITH MATERIAL REMOVED
- FLOW OF DITCH MUST BE MAINTAINED AT ALL TIMES
- DETECT ROOTS AT ALL TREE LOCATIONS, SHIFT BORE TRENCH IF NECESSARY

TYPICAL BORE DETAIL

SCALE
N.T.S. 1



2' X 3' HAND HOLE

SCALE
N.T.S. 2

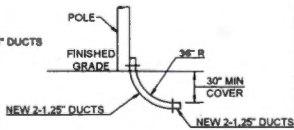
PLAN VIEW

EX. POLE
STA. 89+21
SEE SHEET 89



PL NEW 2-1.25" DUCTS
W/ MIN. 36° SWEEP

ELEVATION



TYPICAL RISER DETAIL

SCALE
N.T.S. 3

**Frontier
COMMUNICATIONS**

JOB ID: 5295351	DATE: 04/22/2022
TITLE: 193 CR-3604	
STREET ADDRESS: 193 CR-3604	
CITY/STATE: QUINLAN, TX 75474 (HUNT COUNTY)	
FTR ENGINEER: CORY RIGGS (310) 210-9882	
FTR INSPECTOR: JAMES WEST (972) 578-3224	
DRAWN BY:	
CHC CONSULTING	CHC CONSULTING
INCORPORATED BY CHC CONSULTING, LLC 1993 W. W. WOOD DR. STE 400 WAXAHACH, TX 75165	EST. #:
SHEET#	
10 OF 10	

17,440 (63)



FILED FOR RECORD
at 1:00 o'clock P M

MAY 10 2022

BECKY LANDRUM
County Clerk, Hunt County, Tex.
By

04/12/2022

CHC Consulting

9095 Rio San Diego Dr. Ste 450

San Diego, CA 92108

FDH/HH Placement/Boring

Project # 5295538

Greetings,

Frontier communications proposes to do the following: Bore and place 192' of 1-1.25" duct. This request is for road crossings on CR3609.

Please, see the attached construction package for location and proposed work details.

If you have any questions, please contact me at any time.

Sincerely,

Darrin Albrecht

Manager, FTTH Quality Control

Central Region

Darrin.l.albrecht@fr.com

281-229-0849

Submitted by:

Shellie Brown, CHC Consulting Permit Coordinator

sbrown@chcconsulting.com

County Approval Section:

Approved: _____

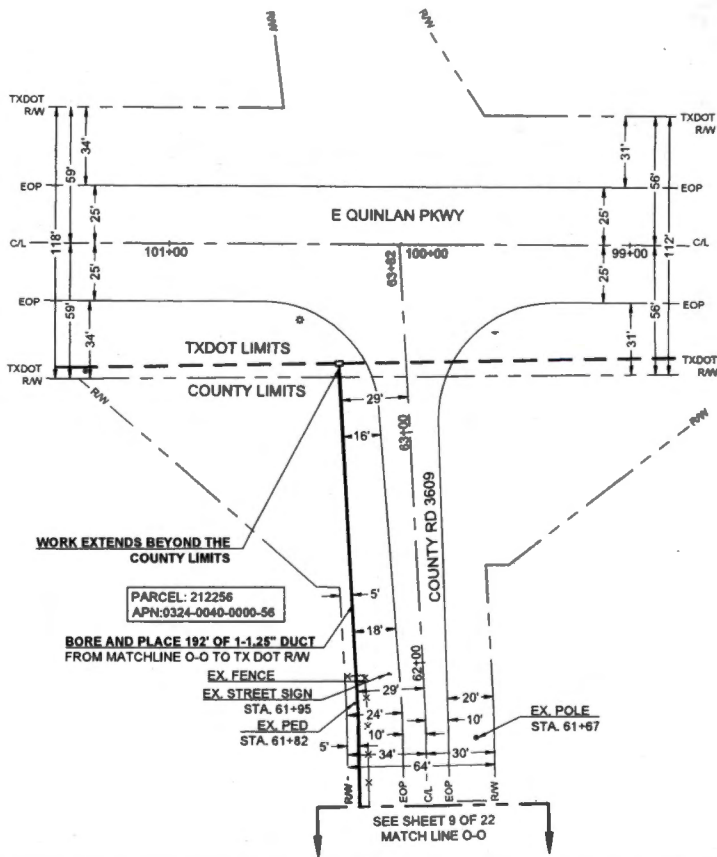
Denied: _____

Authorized Signature: _____

Date: _____



Know what's below.
Call before you dig.



SCALE: 1"=40'

Frontier COMMUNICATIONS

JOB ID: 5295538 DATE: 01/21/2022

TITLE: FDH- 9191 SABINE DR

STREET ADDRESS: 9191 SABINE DR

CITY/STATE: QUINLAN, TX 75474 (HUNT COUNTY)

FTR ENGINEER: CORY RIGGS (310) 210-0882

FTR INSPECTOR: JAMES WEST (972) 578-3224

DRAWN BY: CHC CONSULTING

EST. #

SHEET# 10 OF 22

17,440 (64)



FILED FOR RECORD
at 1:00 o'clock P M

MAY 10 2022

BECKY LANDRUM
County Clerk, Hunt County, Tex.
By

04/12/2022
CHC Consulting
9095 Rio San Diego Dr. Ste 450
San Diego, CA 92108

**FDH/HH Placement/Boring
Project # 5295538**

Greetings,

Frontier communications proposes to do the following: Bore and place 46' of 1-1.25" duct. Install 2'x3' HH #12. Bore and place 244' of 1-1.25" duct. Bore and place 66' of 1-1.25" duct. Install 2'x3' HH #13. Bore and place 116' of 1-1.25" duct. Bore and place 137' of 1-1.25" duct. Install 11"x11"x16" Drop Box #6. Bore and place 214' of 1-1.25" duct. This request is for road crossings on CR3609.

Please, see the attached construction package for location and proposed work details.

If you have any questions, please contact me at any time.

Sincerely,
Darrin Albrecht
Manager, FTTH Quality Control
Central Region
Darrin.l.albrecht@ftr.com
281-229-0849

Submitted by:
Shellie Brown, CHC Consulting Permit Coordinator
sbrown@chcconsulting.com

County Approval Section:

Approved: _____

Denied: _____

Authorized Signature: _____

Date: _____

CURVE	RADIUS	LENGTH	DELTA
C1	3'	5'	90°



Know what's below.
Call before you dig.



SCALE: 1"=40'

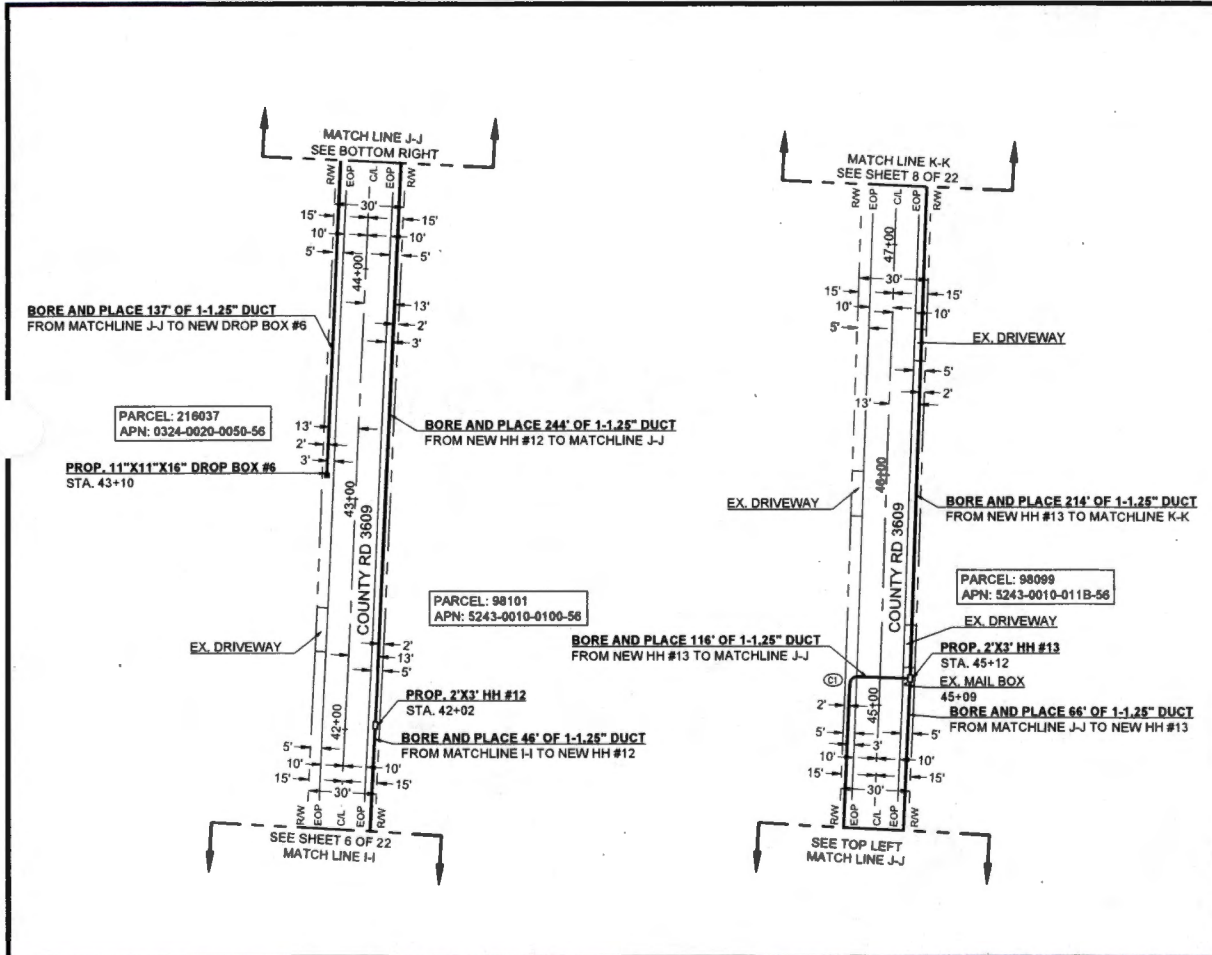
Frontier COMMUNICATIONS

JOB ID: 5295538 DATE: 01/21/2022

TITLE: FDH - 9191 SABINE DR
 STREET ADDRESS: 9191 SABINE DR
 CITY/STATE: QUINLAN, TX 75474 (DEWITT COUNTY)
 FTR ENGINEER: CORY RIGGS (310) 210-9882
 FTR INSPECTOR: JAMES WEST (972) 578-3224

DRAWN BY: CHC CONSULTING
 CHECKED BY: CHC CONSULTING
 EST. # SHEET#

7 OF 22



17,440 (65)

Frontier COMMUNICATIONS

FILED FOR RECORD
at 1:00 o'clock f M

MAY 10 2022

BECKY LANDRUM
County Clerk, Hunt County, Tex.
By [Signature]

04/12/2022
CHC Consulting
9095 Rio San Diego Dr. Ste 450
San Diego, CA 92108

**FDH/HH Placement/Boring
Project # 5295538**

Greetings,

Frontier communications proposes to do the following: Bore and place 31' of 1-1.25" duct. Install 2'x3' HH #16. Bore and place 25' of 1-1.25" duct. Install 11"x11"x16" Drop Box #10. Bore and place 258' of 1-1.25" duct. Install 2'x3' HH #17. Bore and place 40' of 1-1.25" duct. Install 2'x3' HH #18. Bore and place 60' of 1-1.25" duct. Bore and place 232' of 1-1.25" duct. Install 2'x3' HH #19. Bore and place 120' of 1-1.25" duct. This request is for road crossings on CR3609.

Please, see the attached construction package for location and proposed work details.
If you have any questions, please contact me at any time.

Sincerely,
Darrin Albrecht
Manager, FTTH Quality Control
Central Region
Darrin.l.albrecht@ftr.com
281-229-0849

Submitted by:
Shellie Brown, CHC Consulting Permit Coordinator
sbrown@chcconsulting.com

County Approval Section:

Approved: _____ Denied: _____

Authorized Signature: _____ Date: _____



Know what's below.
Call before you dig.

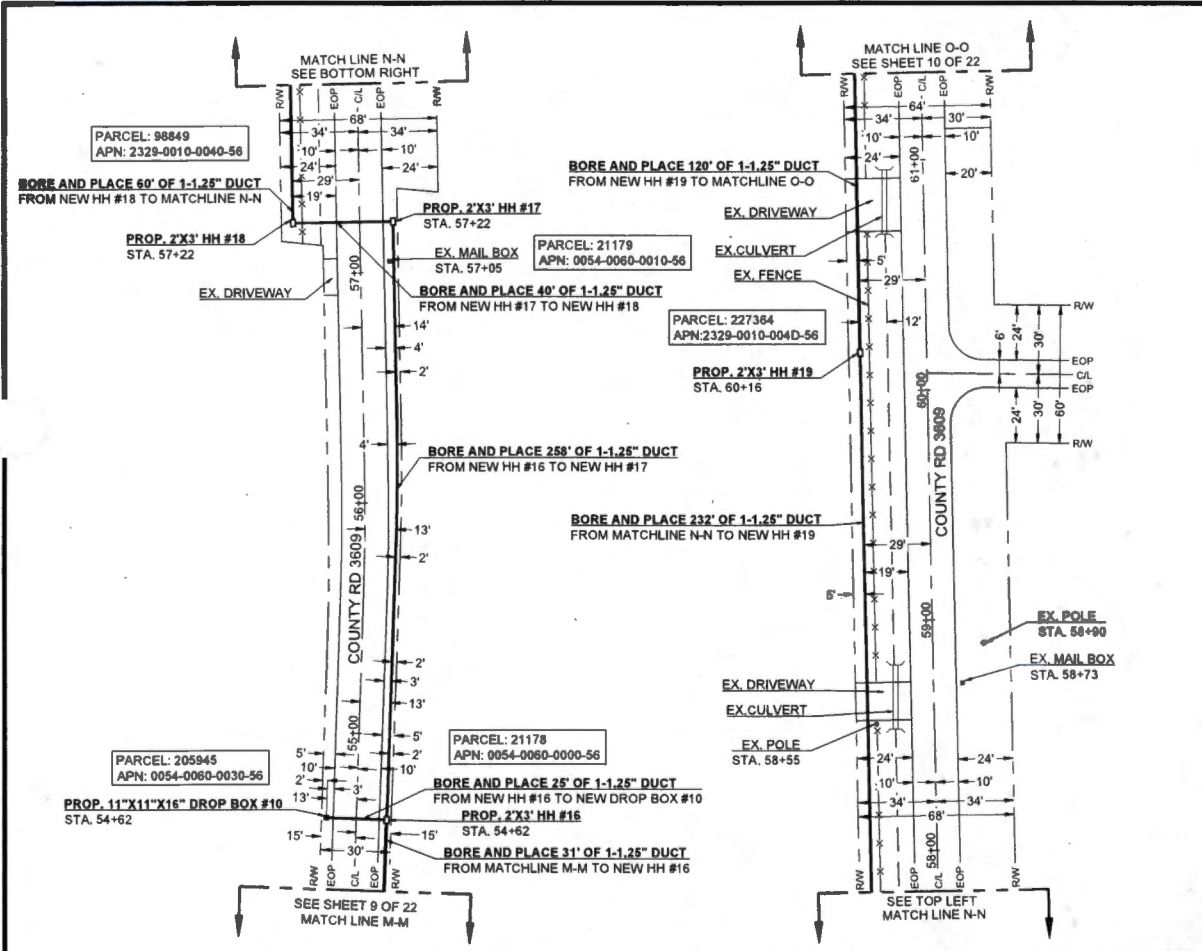


SCALE: 1"=40'

Frontier COMMUNICATIONS

JOB ID: 5295538 | DATE: 01/21/2022
TITLE: FDH - 9191 SABINE DR
STREET ADDRESS: 9191 SABINE DR
CITY/STATE: QUINLAN, TX 75474 (PLANT COUNTY)
FTR ENGINEER: CORY RIGGS (310) 210-9882
FTR INSPECTOR: JAMES WEST (872) 578-3224

CHC CONSULTING | DRAWN BY: CHC CONSULTING
EST. # | SHEET #
9 OF 22



17,440 (66)



FILED FOR RECORD
at 1:00 o'clock P M

MAY 10 2022

BECKY LANDRUM
County Clerk, Hunt County, Tex.
By

04/12/2022
CHC Consulting
9095 Rio San Diego Dr. Ste 450
San Diego, CA 92108

**FDH/HH Placement/Boring
Project # 5295538**

Greetings,

Frontier communications proposes to do the following: Bore and place 28' of 1-1.25" duct. Install 2'x3' HH #9. Bore and place 212' of 1-1.25" duct. Install 2'x3' HH #10. Bore and place 25' of 1-1.25" duct. Install 11"x11"x16" Drop Box #4. Bore and place 104' of 1-1.25" duct. Bore and place 97' of 1-1.25" duct. Install 11"x11"x16" Drop Box #5. Bore and place 105' of 1-1.25" duct. Bore and place 119' of 1-1.25" duct. Install 2'x3' HH #11. Bore and place 228' of 1-1.25" duct. This request is for road crossings on CR3609.

Please, see the attached construction package for location and proposed work details.
If you have any questions, please contact me at any time.

Sincerely,
Darrin Albrecht
Manager, FTTH Quality Control
Central Region
Darrin.l.albrecht@ftr.com
281-229-0849

Submitted by:
Shellie Brown, CHC Consulting Permit Coordinator
sbrown@chcconsulting.com

County Approval Section:

Approved: _____

Denied: _____

Authorized Signature: _____

Date: _____



Know what's below.
Call before you dig.

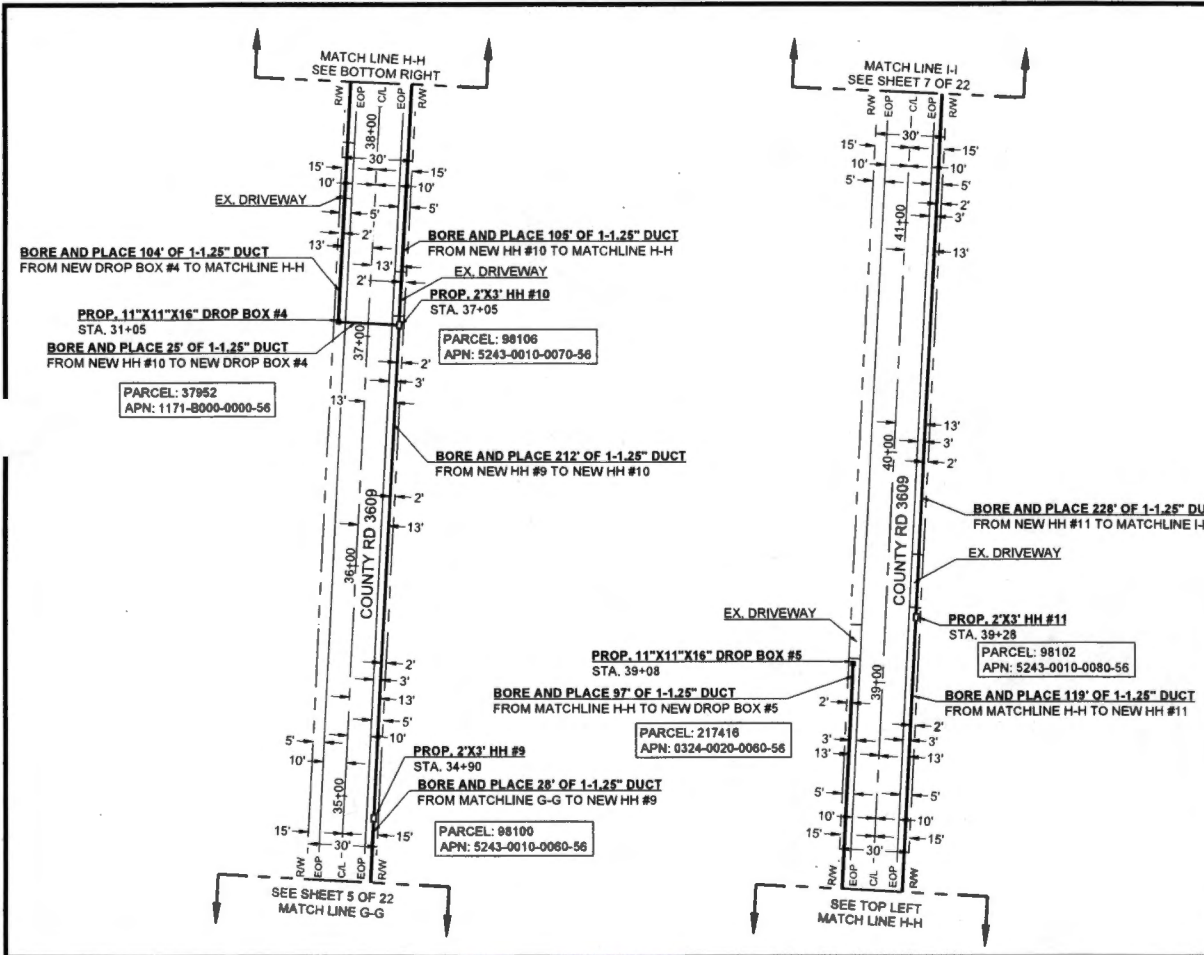


SCALE: 1"=40'

Frontier COMMUNICATIONS

JOB ID: 5295538 DATE: 01/21/2022
TITLE: FDH- 9191 SABINE DR
STREET ADDRESS: 9191 SABINE DR
CITY/STATE: QUINLAN, TX 75474 (HUNT COUNTY)
FTR ENGINEER: CORY RIGGS (310) 210-9882
FTR INSPECTOR: JAMES WEST (972) 578-3224

CHC CONSULTING INC. ENGINEERED BY
CHC CONSULTING INC. EST. # SHEET#
1801 W. HANCOCK ST., STE 418 SAN ANTONIO, TX 78205
6 OF 22



MATCH LINE H-H
SEE BOTTOM RIGHT

MATCH LINE I-I
SEE SHEET 7 OF 22

SEE SHEET 5 OF 22
MATCH LINE G-G

SEE TOP LEFT
MATCH LINE H-H

17,440 (e7)



FILED FOR RECORD
at 1:00 o'clock P M

MAY 10 2022

BECKY LANDRUM
County Clerk, Tarrant County, Tex.
By

04/12/2022
CHC Consulting
9095 Rio San Diego Dr. Ste 450
San Diego, CA 92108

**FDH/HH Placement/Boring
Project # 5295538**

Greetings,

Frontier communications proposes to do the following: Bore and place 94' of 1-1.25" duct. Install 2'x3' HH #7. Bore and place 260' of 1-1.25" duct. Bore and place 63' of 1-1.25" duct. Install 2'x3' HH #8. Bore and place 25' of 1-1.25" duct. Install 11"x11"x16" Drop Box #3. Bore and place 290' of 1-1.25" duct. This request is for road crossings on CR3609.

Please, see the attached construction package for location and proposed work details.

If you have any questions, please contact me at any time.

Sincerely,
Darrin Albrecht
Manager, FTTH Quality Control
Central Region
Darrin.l.albrecht@ftr.com
281-229-0849

Submitted by:
Shellie Brown, CHC Consulting Permit Coordinator
sbrown@chcconsulting.com

County Approval Section:

Approved: _____

Denied: _____

Authorized Signature: _____

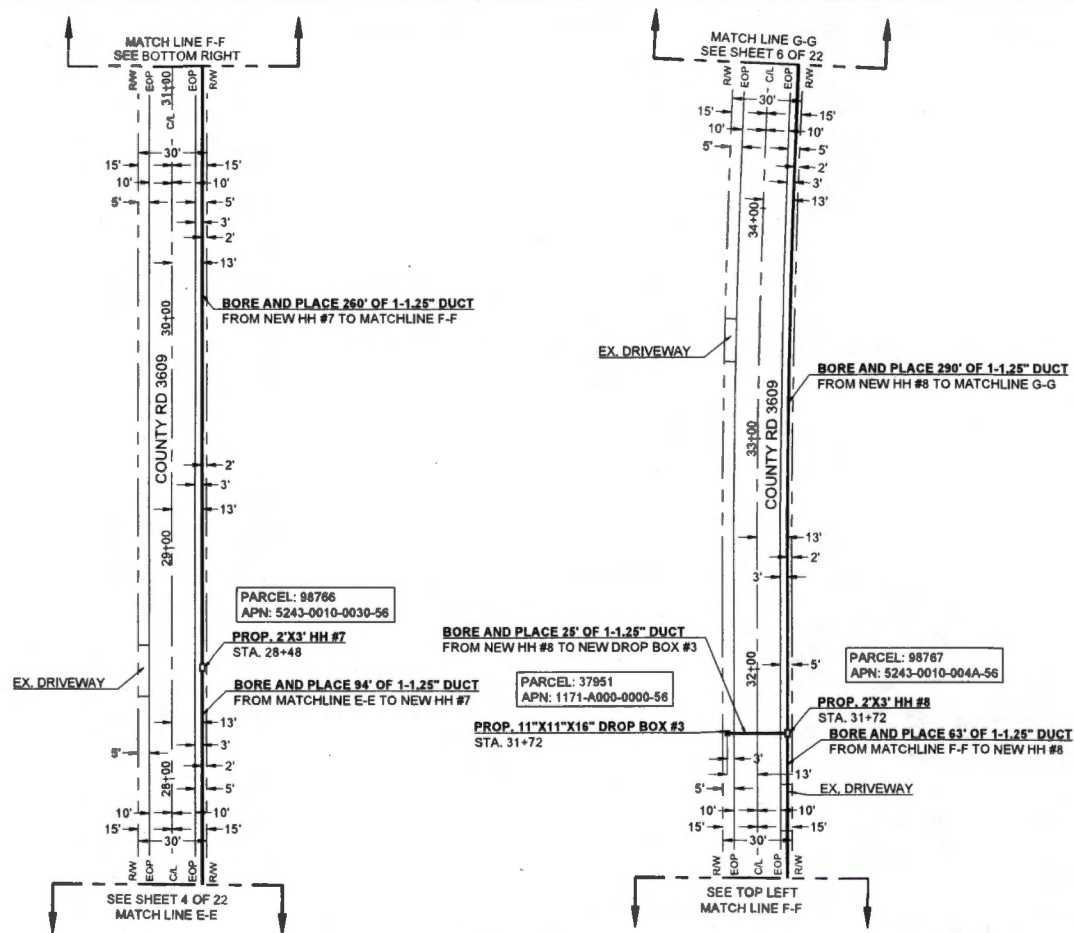
Date: _____



Know what's below.
Call before you dig.



SCALE: 1"=40'



Frontier COMMUNICATIONS

JOB ID: 5295538 DATE: 01/21/2022

TITLE: FDH - 9191 SABINE DR

STREET ADDRESS: 9191 SABINE DR

CITY/STATE: QUINLAN, TX 75474 (HUNT COUNTY)

FTR ENGINEER: CORY RIGGS (310) 210-9882

FTR INSPECTOR: JAMES WEST (972) 578-3224

CHC CONSULTING EST. #:	DRAWN BY CHC CONSULTING
5 OF 22	

17,440 (68)

Frontier COMMUNICATIONS

FILED FOR RECORD
at 1:00 o'clock P M

MAY 10 2022

BECKY LANDRUM
County Clerk, Hunt County, Tex.
By 

04/12/2022
CHC Consulting
9095 Rio San Diego Dr. Ste 450
San Diego, CA 92108

**FDH/HH Placement/Boring
Project # 5295538**

Greetings,

Frontier communications proposes to do the following: Bore and place 178' of 1-1.25" duct. Install 2'x3' HH #5. Bore and place 173' of 1-1.25" duct. Bore and place 161' of 1-1.25" duct. Install 2'x3' HH #6. Bore and place 194' of 1-1.25" duct. This request is for road crossings on CR3609.

Please, see the attached construction package for location and proposed work details.

If you have any questions, please contact me at any time.

Sincerely,
Darrin Albrecht
Manager, FTTH Quality Control
Central Region
Darrin.l.albrecht@ftr.com
281-229-0849

Submitted by:
Shellie Brown, CHC Consulting Permit Coordinator
sbrown@chcconsulting.com

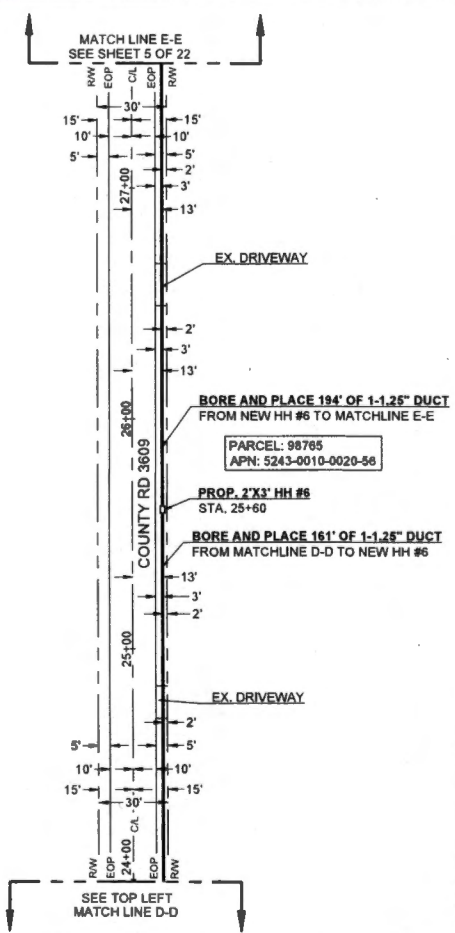
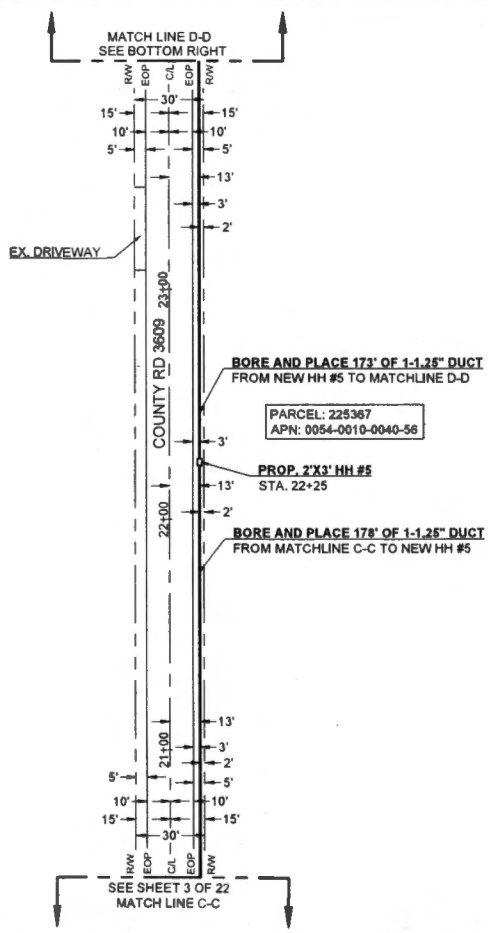
County Approval Section:

Approved: _____

Denied: _____

Authorized Signature: _____

Date: _____



Know what's below.
Call before you dig.



SCALE: 1"=40'

Frontier COMMUNICATIONS

JOB ID: 5295538	DATE: 01/21/2022
TITLE: FOH- 9191 SABINE DR	
STREET ADDRESS: 9191 SABINE DR	
CITY/STATE: QUINJAN, TX 75474 (HUNT COUNTY)	
FTR ENGINEER: CORY RIGGS (310) 210-9882	
FTR INSPECTOR: JAMES WEST (872) 578-3224	
CHC CONSULTING <small>ENGINEERED BY: CHC CONSULTING LLC 8880 RIO SAN DIEGO DR. STE 40 SAN DIEGO, CA 92128</small>	DRAWN BY: CHC CONSULTING EST. #: SHEET#:

4 OF 22

17,440 (69)



FILED FOR RECORD
at 1:00 o'clock 0 M

MAY 10 2022

BECKY LANDRUM
County Clerk, Harris County, Tex.
By

04/12/2022
CHC Consulting
9095 Rio San Diego Dr. Ste 450
San Diego, CA 92108

**FDH/HH Placement/Boring
Project # 5295538**

Greetings,

Frontier communications proposes to do the following: Bore and place 294' of 1-1.25" duct. Install 2'x3' HH #3. Bore and place 25' of 1-1.25" duct. Install 11"x11"x16" Drop Box #1. Bore and place 188' of 1-1.25" duct. Install 11"x11"x16" Drop Box #2. Bore and place 66' of 1-1.25" duct. Bore and place 232' of 1-1.25" duct. Install 2'x3' HH #4. Bore and place 123' of 1-1.25" duct. This request is for road crossings on CR3609.

Please, see the attached construction package for location and proposed work details.
If you have any questions, please contact me at any time.

Sincerely,
Darrin Albrecht
Manager, FTTH Quality Control
Central Region
Darrin.l.albrecht@ftr.com
281-229-0849

Submitted by:
Shellie Brown, CHC Consulting Permit Coordinator
sbrown@chcconsulting.com

County Approval Section:

Approved: _____ Deniect: _____

Authorized Signature: _____ Date: _____



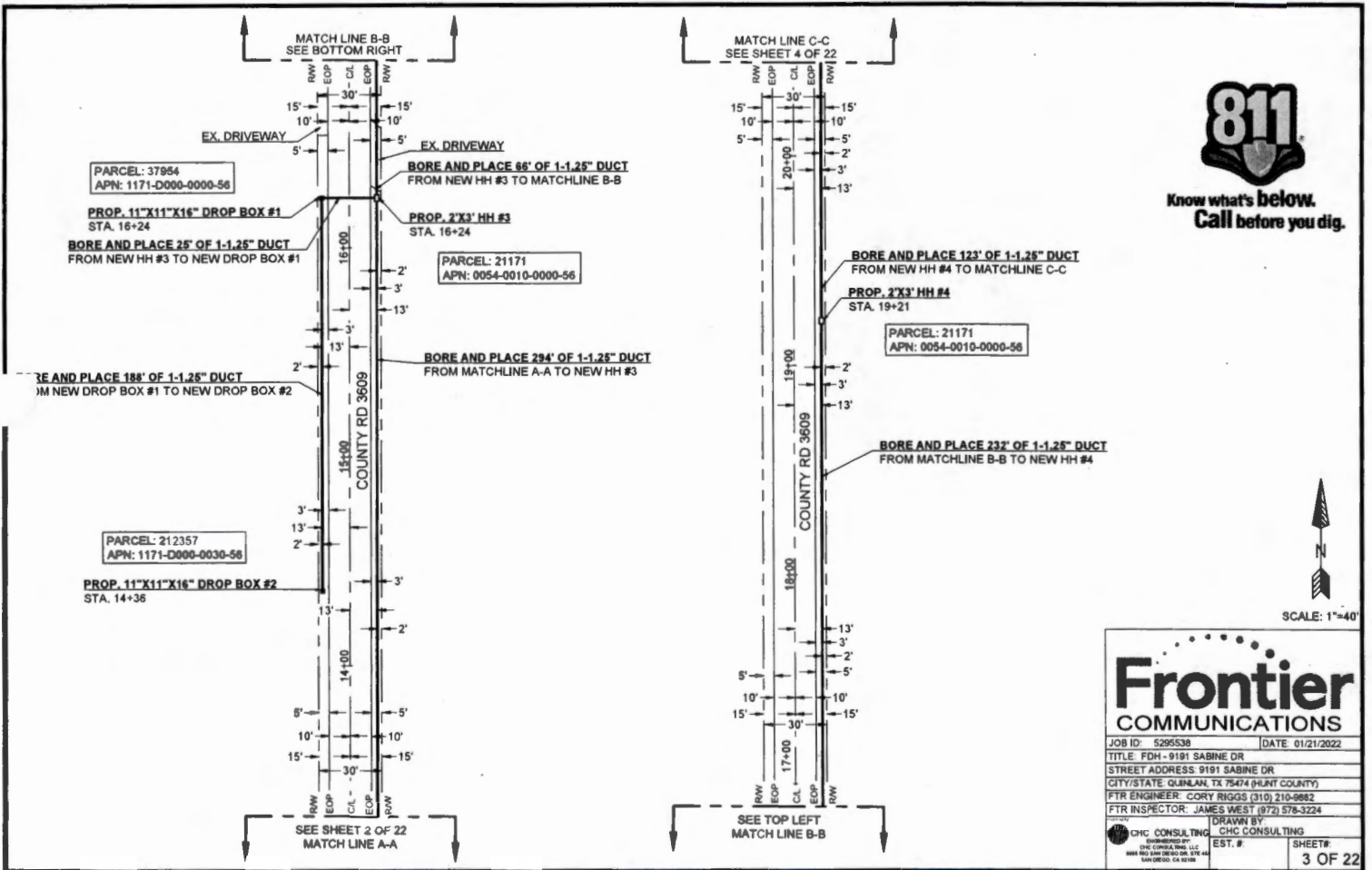
Know what's below.
Call before you dig.

SCALE: 1"=40'



Frontier COMMUNICATIONS

JOB ID: 5295538	DATE: 01/21/2022
TITLE: FDH - 9191 SABINE DR	
STREET ADDRESS: 9191 SABINE DR	
CITY/STATE: QUINLAN, TX 75474 (HUNT COUNTY)	
FTR ENGINEER: CORY RIGGS (310) 210-9882	
FTR INSPECTOR: JAMES WEST (972) 578-3224	
DRAWN BY: CHC CONSULTING	EST. #:
CHC CONSULTING	SHEET#:
3 OF 22	



17,440 (70)



FILED FOR RECORD
at 1:00 o'clock P M

MAY 10 2022

BECKY LANDRUM
County Clerk, Tarrant County, Tex.
By

04/12/2022
CHC Consulting
9095 Rio San Diego Dr. Ste 450
San Diego, CA 92108

**FDH/HH Placement/Boring
Project # 5295538**

Greetings,

Frontier communications proposes to do the following: Place Tub Mount FDH Cabinet 288. Place 20"x40"x6" concrete pad. Trench and place 15' of 3-1.25" duct. Install new 3'x3' HH #1. Bore and place 302' of 1-1.25" duct. Install 2'x3' HH #2. Bore and place 36' of 1-1.25" duct. This request is for road crossings on CR3609 and CR3613.

Please, see the attached construction package for location and proposed work details.

If you have any questions, please contact me at any time.

Sincerely,
Darrin Albrecht
Manager, FTTH Quality Control
Central Region
Darrin.I.albrecht@ftr.com
281-229-0849

Submitted by:
Shellie Brown, CHC Consulting Permit Coordinator
sbrown@chcconsulting.com

County Approval Section:

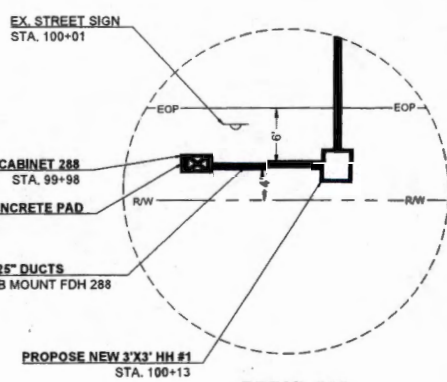
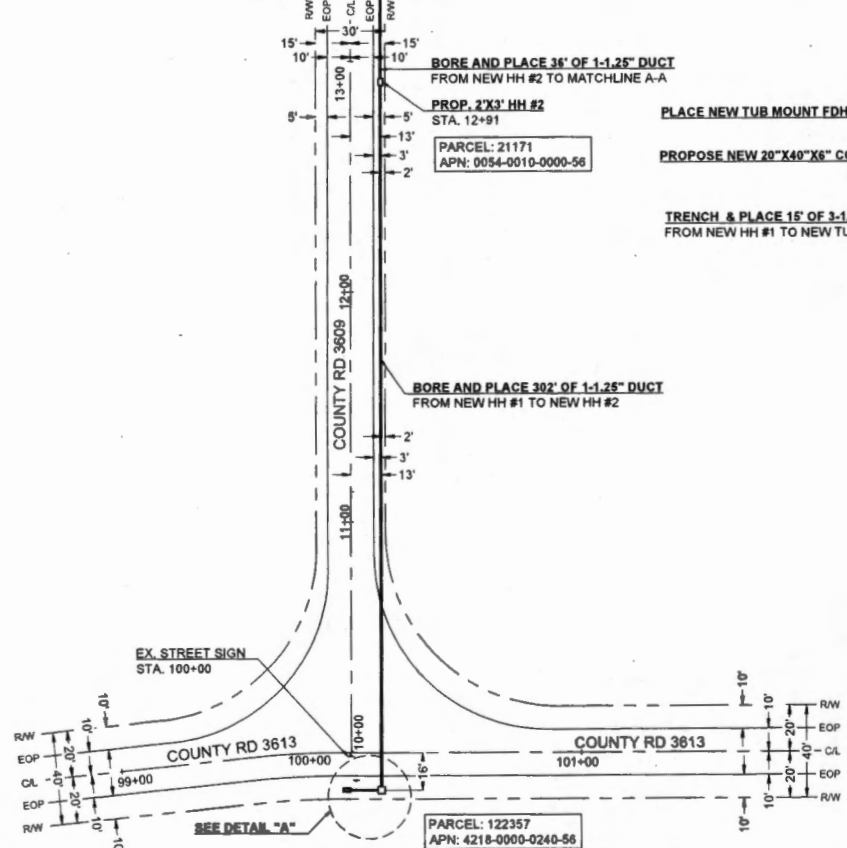
Approved: _____

Denied: _____

Authorized Signature: _____

Date: _____

MATCH LINE A-A
SEE SHEET 3 OF 22



811
Know what's below.
Call before you dig.

SCALE: 1"=40'

Frontier COMMUNICATIONS

JOB ID: 5295538 DATE: 01/21/2022

TITLE: FDH - 9191 SABINE DR

STREET ADDRESS: 9191 SABINE DR

CITY/STATE: QUINLAN, TX 75474 (HUNT COUNTY)

FTR ENGINEER: CORY RIGGS (310) 210-9882

FTR INSPECTOR: JAMES WEST (972) 578-3224

CHC CONSULTING CHC CONSULTING

EST. # SHEET#

2 OF 22

17,440 (71)



FILED FOR RECORD
at 1:00 o'clock P M

MAY 10 2022

BECKY LANDRUM
County Clerk, Hunt County, Tex.
By

04/12/2022
CHC Consulting
9095 Rio San Diego Dr. Ste 450
San Diego, CA 92108

**FDH/HH Placement/Boring
Project # 5295538**

Greetings,

Frontier communications proposes to do the following: Bore and place 124' of 1-1.25" duct. Install 2'x3' HH #14. Bore and place 25' of 1-1.25" duct. Install 11"x11"x16" Drop Box #7. Bore and place 71' of 1-1.25" duct. Install 11"x11"x16" Drop Box #8. Bore and place 104' of 1-1.25" duct. Install 11"x11"x16" Drop Box #9. Bore and place 229' of 1-1.25" duct. Bore and place 64' of 1-1.25" duct. Install 2'x3' HH #15. Bore and place 289' of 1-1.25" duct. This request is for road crossings on CR3609 and CR3613.

Please, see the attached construction package for location and proposed work details.
If you have any questions, please contact me at any time.

Sincerely,
Darrin Albrecht
Manager, FTTH Quality Control
Central Region
Darrin.l.albrecht@ftr.com
281-229-0849

Submitted by:
Shellie Brown, CHC Consulting Permit Coordinator
sbrown@chcconsulting.com

County Approval Section:

Approved: _____

Denied: _____

Authorized Signature: _____

Date: _____



Know what's below.
Call before you dig.

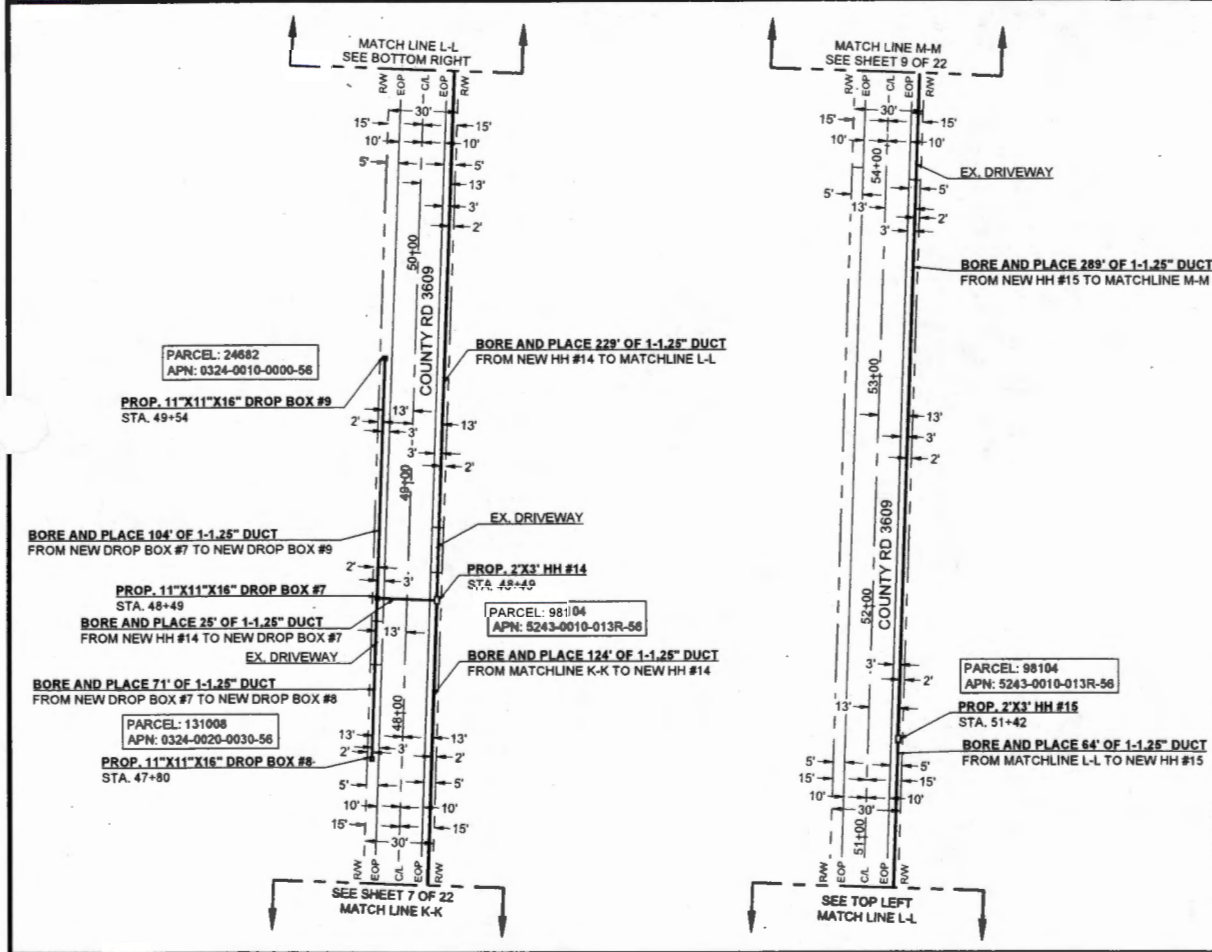


SCALE: 1"=40'

Frontier COMMUNICATIONS

JOB ID: 5295538 DATE: 01/21/2022
TITLE: FDH - 9191 SABINE DR
STREET ADDRESS: 9191 SABINE DR
CITY/STATE: QUINLAN, TX 75474 (HUNT COUNTY)
FTR ENGINEER: CORY RIGGS (310) 210-9882
FTR INSPECTOR: JAMES WEST (972) 578-3224

CHC CONSULTING CHC CONSULTING
EST. P. SHEETS: 8 OF 22



PARCEL: 24682
APN: 0324-0010-0000-56

PROP. 11"X11"X16" DROP BOX #9
STA. 49+54

BORE AND PLACE 104' OF 1-1.25" DUCT
FROM NEW DROP BOX #7 TO NEW DROP BOX #9

PROP. 11"X11"X16" DROP BOX #7
STA. 48+49

BORE AND PLACE 25' OF 1-1.25" DUCT
FROM NEW HH #14 TO NEW DROP BOX #7

BORE AND PLACE 71' OF 1-1.25" DUCT
FROM NEW DROP BOX #7 TO NEW DROP BOX #8

PARCEL: 131008
APN: 0324-0020-0030-56

PROP. 11"X11"X16" DROP BOX #8
STA. 47+80

BORE AND PLACE 229' OF 1-1.25" DUCT
FROM NEW HH #14 TO MATCHLINE L-L

PROP. 2'X3' HH #14
STA. 48+49

PARCEL: 98104
APN: 5243-0010-013R-56

BORE AND PLACE 124' OF 1-1.25" DUCT
FROM MATCHLINE K-K TO NEW HH #14

PARCEL: 98104
APN: 5243-0010-013R-56

PROP. 2'X3' HH #15
STA. 51+42

BORE AND PLACE 64' OF 1-1.25" DUCT
FROM MATCHLINE L-L TO NEW HH #15

SEE SHEET 7 OF 22
MATCH LINE K-K

SEE TOP LEFT
MATCH LINE L-L

17,440 (72)



FILED FOR RECORD
at 1:00 o'clock P M

MAY 10 2022

BECKY LANDRUM
County Clerk, Tarrant County, Tex.
By

04/12/2022

CHC Consulting

9095 Rio San Diego Dr. Ste 450

San Diego, CA 92108

FDH/HH Placement/Boring

Project # 5295538

Greetings,

Frontier communications proposes to do the following: Bore and place 181' of 1-1.25" duct. Install 17"x30" HH #33A. Bore and place 148' of 1-1.25" duct. Install 17"x30" HH #33. This request is for road crossings on Live Oak St and CR3616.

Please, see the attached construction package for location and proposed work details.

If you have any questions, please contact me at any time.

Sincerely,

Darrin Albrecht

Manager, FTTH Quality Control

Central Region

Darrin.l.albrecht@ftr.com

281-229-0849

Submitted by:

Shellie Brown, CHC Consulting Permit Coordinator

sbrown@chcconsulting.com

County Approval Section:

Approved: _____

Denied: _____

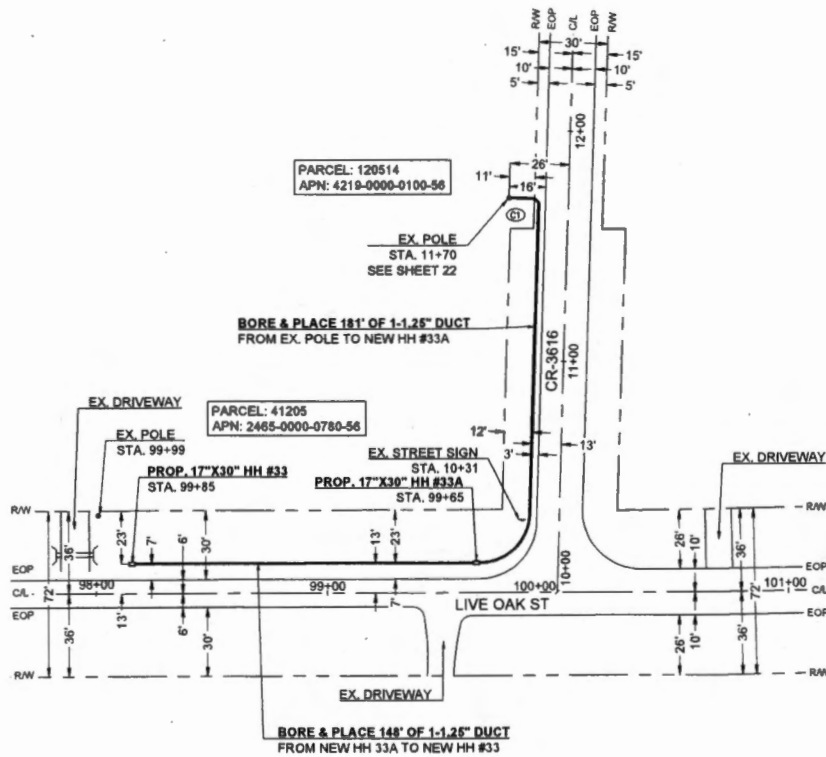
Authorized Signature: _____

Date: _____

CURVE	RADIUS	LENGTH	DELTA
C1	3'	5'	90°



Know what's below.
Call before you dig.



SCALE: 1"=40'

Frontier COMMUNICATIONS

JOB ID: 5295538 DATE: 01/21/2022

TITLE: FDH - 9191 SABINE DR

STREET ADDRESS: 9191 SABINE DR

CITY/STATE: QUINLAN, TX 75474 (HUNT COUNTY)

FTR ENGINEER: CORY RIGGS (310) 210-9882

FTR INSPECTOR: JAMES WEST (972) 578-3224

DRAWN BY: CHC CONSULTING

EST. # SHEET#

18 OF 22

(7,440 (73)



FILED FOR RECORD
at 1:00 o'clock P M

MAY 10 2022

BECKY LANDRUM
County Clerk, Hunt County, Tex.
By

04/12/2022
CHC Consulting
9095 Rio San Diego Dr. Ste 450
San Diego, CA 92108

**FDH/HH Placement/Boring
Project # 5295538**

Greetings,

Frontier communications proposes to place (1) tub mount FDH cabinet 288, (1) 20"X40"X6" concrete pad, (1) 3'X3' HH, (19) 2'X3' HH, (16) 17"X30" HH, (22) 11"X11"16" drop box and bore 10,572' to place 10,544' of (1)-1.25" duct, 28' of (2)-1.25" ducts, trench 15' of (3)-1.25 duct. This request is for road crossings on CR3613, CR3609, Sabine Dr, Live Oak St, Red Bud Trail, CR 3616, and Arsh Ln.

Please, see the attached construction package for location and proposed work details.

If you have any questions, please contact me at any time.

Sincerely,
Darrin Albrecht
Manager, FTTH Quality Control
Central Region
Darrin.l.albrecht@ftr.com
281-229-0849

Submitted by:
Shellie Brown, CHC Consulting Permit Coordinator
sbrown@chcconsulting.com

County Approval Section:

Approved: _____ Denied: _____

Authorized Signature: _____ Date: _____

**FRONTIER COMMUNICATION
CONSTRUCTION SPECIFICATIONS**

- Contact Frontier Engineer CORY RIGGS at (310) 210-8882 sixty (60) days prior to need of service in order to confirm compliance order materials, and schedule work forces. NOTE: FRONTIER COMMUNICATIONS, INCORPORATED, RESERVES THE RIGHT TO REFUSE ANY CONDUIT, PULL BOXES, MANHOLES, OR UTILITY BOXES THAT DEVIATE FROM PLANS AND SPECIFICATIONS.
- All conduit riser bends to have a minimum thirty-six (36) inch radius.
- All horizontal ninety (90) degree bends shall have a minimum radius of 12.5 feet and all vertical ninety (90) degree bends shall have a minimum radius of three feet. No more than two ninety (90) degree horizontal bends shall be placed in any single run unless otherwise specified. Contact the Frontier engineer concerning any required deviations.
- All conduit must be proven using a mandrel no less than a 1/2" smaller than the conduit placed. Wall to wall measurements must be taken with a measured tape and a 3/8" polypropylene pull rope in each duct. An accurate wall to wall measurement of conduit placed must be As-built on an approved Frontier construction plan. A copy of the As-built conduit work order must be provided to the Frontier inspector assigned to your project.
- Place weatherproof caps on all terminated conduits.
- Approved plastic conduit (PVC Sch. 40, TYPE-C or HDPE (2") is to be used in underground construction unless otherwise specified.
- Conduit terminated on a pole must be PVC Sch. 80. Location of riser on pole will be called out by engineering on the construction plan.
- Conduit placed in same branch with primary power conduit must be separated by a minimum of twelve (12) inches of well-packed sand or three inches of concrete, and have a minimum of thirty-six (36) inches of cover when placed behind curb face. All street crossings and conduits placed in the driven portion of the roadway must have a minimum of six (6) inches of cover to top of pipe. CONTACT THE FRONTIER INSPECTOR 48 HOURS BEFORE TRENCHING AND UPON COMPLETION OF YOUR SUBSTRUCTURES TO SCHEDULE THE FINAL INSPECTION.

**PERMITTING AGENCY:
HUNT COUNTY**

PICK UP POINT:
NEW HH
EX. POLES

PATH FOOTAGE:
BORE = 11847
TRENCH = 15'

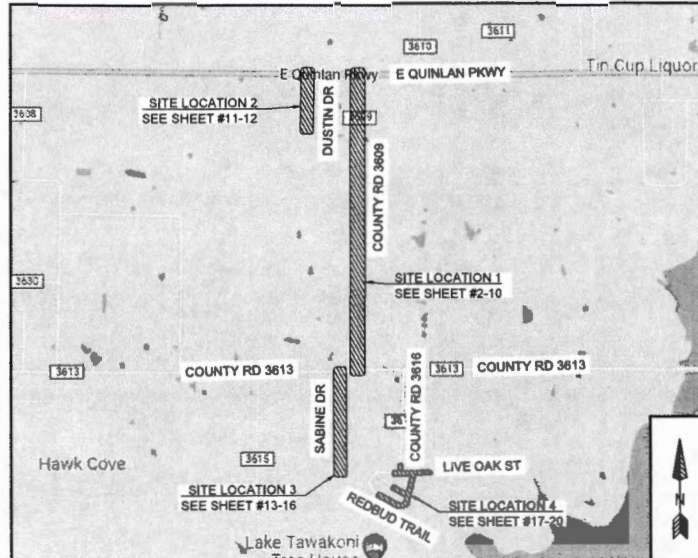
MATERIALS:
(1) NEW PED MOUNT FDH CABINET 288
(1) NEW 3'X3' HH
(15) NEW 2'X3' HH
(20) NEW 17'X30" HH
(22) NEW 11"X11"X16" DROP BOX
11628' OF (1)-1.25" DUCT
28' OF (2)-1.25" DUCTS
15' OF (3)-1.25" DUCTS



Know what's below.
Call before you dig

CONSTRUCTION PACKAGE

**FDH - 9191 SABINE DR
COUNTY RD 3613 & COUNTY RD 3609
QUINLAN, TX 75474**



VICINITY MAP
NTS

- HDPE AND PVC FOOTAGES DO NOT INCLUDE SWEEPS
- ACTUAL FOOTAGES OF HDPE AND PVC WILL BE NEEDED TO ORDER MATERIALS. PLEASE INCLUDE MEASURED TAPE IN ALL PVCS.
- FRONTIER INSPECTOR SHALL BE PRESENT ON SITE WHEN CONTRACTOR NEEDS TO ACCESS ANY EXISTING FRONTIER FACILITY.

ABBREVIATIONS

BLDG	BUILDING	PED	PEDESTAL (UTILITY)
CL	CENTER LINE	PVC	POLYVINYL CHLORIDE
CONC	CONCRETE	P/L	PROPERTY LINE
CBW	CONCRETE SIDEWALK	RR	RAILROAD
DWY	DRIVEWAY	RR	RIGHT OF WAY
EOC	EDGE OF CURB	SL	STREET LIGHT
EOP	EDGE OF PAVEMENT	W-BLDG	WALL TO BUILDING
ETW	ETW LINE	W-P	WALL TO POLE
HH	HANDHOLE	W-W	WALL TO WALL
MH	MANHOLE	P.U.E.	PUBLIC UTILITY EASEMENT
NTS	NOT TO SCALE	P.S.E.	PUBLIC SERVICE EASEMENT
		CG	CURB & GUTTER

LEGEND

	New Trench
	New Bore
	Existing Gas
	Existing Water
	Existing Telephone
	Existing Sewer
	Existing Storm Drain
	Existing Electric
	Existing Manhole
	Existing Manhole (2'x3' or 17'x30')
	DSLAM
	X-CONNECT
	POWER PEDESTAL
	TELCO PEDESTAL
	3' x 5' PULL BOX
	POLE

**Frontier
COMMUNICATIONS**

JOB ID: 529553A	DATE: 01/31/2022
TITLE: FDH - 9191 SABINE DR	
STREET ADDRESS: 9191 SABINE DR	
CITY/STATE: QUINLAN, TX 75474 (HUNT COUNTY)	
FTR ENGINEER: CORY RIGGS (310) 210-8882	
FTR INSPECTOR: JAMES WEST (972) 578-3224	
DRAWN BY:	
CHC CONSULTING	CHC CONSULTING
EST. #:	SHEET#:
	1 OF 22